

# JSAFE3\_EPASS BAC Security Target Public Version

Common Criteria for IT security  
evaluation

JSAFE3\_EPASS\_BAC\_SecurtyTarget\_Lite Rev. A  
13 March 2019



**BLANK**



# JSAFE3\_EPASS BAC Security Target Public Version

---

## Common Criteria for IT Evaluation

---

### 1. INTRODUCTION

#### 1.1 Document Reference

Document identification: **JSAFE3\_EPASS BAC Security Target - Public Version**  
Revision: **A**  
Registration: **JSAFE3\_EPASS\_BAC\_SecurtyTarget\_Lite**

#### 1.2 Security Target Reference

Document identification: **JSAFE3\_EPASS BAC Security Target**  
Revision: **M**  
Registration: **JSAFE3\_EPASS\_BAC\_SecurtyTarget**

#### 1.3 TOE Reference

TOE Name and Version: **JSAFE3\_EPASS\_BAC V1.0.0**

### 2. PURPOSE

This document presents the Security Target lite of JSAFE3\_EPASS\_BAC V1.0.0 a contact/contactless chip implementing the machine readable travel documents (MRTD) based on the requirements and recommendations of the International Civil Aviation Organization (ICAO) [ICAO\_9303] and implementing the advanced security methods Basic Access Control (BAC) and the Active Authentication (AA) [ICAO\_9303].

This document is a sanitized version of the Security Target used for the evaluation. It is classified as public information.

## INDEX

	<u>Page</u>
1. Introduction.....	3
1.1 Document Reference .....	3
1.2 Security Target Reference .....	3
1.3 TOE Reference .....	3
2. Purpose .....	3
3. REFERENCE DOCUMENTS .....	7
4. DEFINITIONS.....	10
5. ST Introduction .....	16
5.1 ST Reference .....	16
5.2 TOE Overview .....	16
5.3 TOE Description .....	16
5.3.1 TOE Reference .....	16
5.3.2 TOE Definition .....	16
5.3.3 TOE usage and security features for operational use.....	18
5.3.4 Life Cycle Phases.....	20
5.3.5 Non-TOE hardware/software/firmware required by the TOE .....	22
6. Conformance Claim.....	23
6.1 CC Conformance Claims .....	23
6.2 PP Claims .....	23
6.3 Package Claims .....	23
6.4 Conformance Rationale .....	23
7. Security Problem Definition .....	24
7.1 Introduction .....	24
7.2 Subjects and external entities .....	24
7.3 Assumptions.....	25
7.4 Threats .....	27
7.5 Organizational Security Policies .....	29
8. Security Objectives.....	31
8.1 Security Objectives for the TOE.....	31
8.2 Security Objectives for the Operational Environment .....	33
8.3 Security Objective Rationale .....	36
9. Extended Components Definition.....	39
9.1 Definition of the Family FAU_SAS Audit Data Storage .....	39
9.2 Definition of the Family FCS_RND Generation of random numbers .....	40
9.3 Definition of the Family FMT_LIM Limited capabilities and availability.....	41
9.4 Definition of the Family FPT_EMS TOE Emanation .....	43
10. Security Requirements .....	43
10.1 Overview.....	44
10.2 Class FAU Security Audit .....	45
10.3 Class Cryptographic Support (FCS).....	46
10.3.1 Cryptographic operation (FCS_COP.1) .....	47
10.3.2 Random Number Generation (FCS_RND.1) .....	49
10.4 Class FIA Identification and Authentication.....	49
10.5 Class FDP User Data Protection .....	53
10.5.1.1. Subset access control (FDP_ACC.1).....	53
10.5.1.2. Security attribute based access control (FDP_ACF.1) .....	53
10.5.1.3. Inter-TSF-Transfer.....	54
10.6 Class FMT Security Management .....	55
10.7 Class FPT Protection of the Security Functions.....	58
10.8 Security Assurance Requirements for the TOE .....	61

10.9	Security Requirements Rationale.....	61
10.9.1	Security Functional Requirements Rationale.....	61
10.9.2	Rationale for the Fulfilment of the Security Objectives for the TOE .....	62
10.9.3	SFR Dependency Rationale.....	65
10.9.4	Security Assurance Requirements Rationale .....	68
10.9.5	Security Requirements – Mutual Support and Internal Consistency .....	68
11.	TOE Summary Specification.....	70
11.1	SF_BAC – Basic Access Control Authentication .....	70
11.2	SF_AA – Active Authentication .....	70
11.3	SF_AUTH – Personalization Agent Authentication .....	70
11.4	SF_SM - Secure Messaging .....	71
11.5	SF_AC - Access Control .....	71
11.6	SF_CRY - Cryptographic Support .....	71
11.7	SF_PRO – Data Protection .....	72
11.8	Statement of Compatibility .....	74
11.8.1	Relevance of javacard Platform-ST JSAFE3 TSF .....	74
11.8.2	Security Requirements.....	74
11.8.3	Security Objectives.....	76
11.8.4	Security Objectives for the Environment.....	77
11.8.5	Compatibility: TOE Security Environment.....	78
11.8.5.1.	Assumptions.....	78
11.8.5.2.	Threats .....	78
11.8.5.3.	Organizational Security Policies.....	79
11.8.6	Conclusion.....	80
12.	ANNEX A – Crypto Disclaimer .....	81
13.	QUALITY REQUIREMENTS .....	83
13.1	Revision History.....	83
14.	ENVIRONMENTAL/ECOLOGICAL REQUIREMENTS .....	83

**List of tables**

Table 1: Security Objectives Rationale .....36  
Table 2: Definition of security attributes .....44  
Table 3: SFR Overview .....45  
Table 4: FCS\_COP.1/AA .....49  
Table 5: Overview on the authentication mechanisms .....50  
Table 6: Assurance Requirements - EAL 4 extended with ALD\_DVS.2 .....61  
Table 7: Coverage of Security Objectives for the TOE by SFR .....62  
Table 8: Dependencies between the SFRs .....67  
Table 9: SFR vs TSF rationale .....73  
Table 16 - Revision History .....83

**List of figures**

Figure 1 - TOE Overview .....17

### 3. REFERENCE DOCUMENTS

CC documents	
[CC_P1]	Common Criteria for Information Technology Security Evaluation, Part 1: Introduction and general model. Version 3.1. Revision 5. April 2017
[CC_P2]	Common Criteria for Information Technology Security Evaluation, Part 2: Security functional requirements. Version 3.1 Revision 5. April 2017
[CC_P3]	Common Criteria for Information Technology Security Evaluation, Part 3: Security assurance requirements. Version 3.1. Revision 5. April 2017.
[CEM]	Common Methodology for Information Technology Security Evaluation, Evaluation Methodology. Version 3.1. Revision 5. April 2017. CCMB-2017-04-004.
[AIS31/20]	Bundesamt für Sicherheit in der Informationstechnik, Anwendungshinweise und Interpretationen zum Schema (AIS), AIS 31, A proposal for Functionality classes for random number generators Version 2.0 vom 18.09.2011, Bundesamt für Sicherheit in der Informationstechnik (BSI)
[AIS36]	Bundesamt für Sicherheit in der Informationstechnik, Anwendungshinweise und Interpretationen zum Schema (AIS), AIS 36, Version 2 vom 12.11.2007, Bundesamt für Sicherheit in der Informationstechnik (BSI)
Protection Profiles and Technical Guidelines	
[PP-0084]	BSI-CC-PP-0084-2014 – Eurosmart – Security IC Platform Protection Profile with Augmentation Packages
[PP-0056]	CC Protection Profile Machine Readable Travel Document with „ICAO Application“, Extended Access Control with PACE Version 1.3.2, 05 December 2012
[PP-0055]	CC Protection Profile Machine Readable Travel Document with „ICAO Application“, Basic Access Control Version 1.10, 25 March 2009
[PP-0068]	CC Protection Profile Machine Readable Travel Document using Standard Inspection Procedure with PACE(PACE PP). BSI-CC-PP-0068-V2-2011 Version 1.0, November 2011
[ICAO_9303]	ICAO Doc 9303, Machine Readable Travel Documents, part 1 – Machine Readable Passports, Sixth Edition, 2006, International Civil Aviation Organization
[ICAO_TR]	TECHNICAL REPORT Supplemental Access Control for Machine Readable Travel Documents Version - 1.1– April 15, 2014
[TR-03110-1]	Technical Guideline TR-03110-1: Advanced Security Mechanisms for Machine Readable Travel Documents – Part 1 – eMRTDs with BAC/PACEv2 and EACv1, Version 2.10, 20. March 2012

[TR-03110-2]	Technical Guideline TR-03110-2: Advanced Security Mechanisms for Machine Readable Travel Documents Part 2, Version 2.10, Bundesamt für Sicherheit in der Informationstechnik (BSI), 2012-03-20
[TR-03110-3]	Technical Guideline TR-03110-3: Advanced Security Mechanisms for Machine Readable Travel Documents – Part 3 – Common Specifications, Version 2.11, 12. July 2013
[TR-03111]	Technical Guideline TR-03111: Elliptic Curve Cryptography, Version 1.11, Bundesamt für Sicherheit in der Informationstechnik (BSI), 2009-04-17
Specifications	
[FIPS_PUB_46-3]	FEDERAL INFORMATION PROCESSING STANDARDS PUBLICATION FIPS PUB 46-3, DATA ENCRYPTION STANDARD (DES), Reaffirmed 1999 October 25, U.S. DEPARTMENT OF COMMERCE/National Institute of Standards and Technology
[FIPS_PUB_197]	Federal Information Processing Standards Publication 197, ADVANCED ENCRYPTION STANDARD (AES), U.S. DEPARTMENT OF COMMERCE/National Institute of Standards and Technology, November 26, 2001
[FIPS186]	Federal Information Processing Standards Publication FIPS PUB 186-3, Digital Signature Standard (DSS), 2009-06
[FIPS_180-2]	FIPS Publication 180-2: SECURE HASH STANDARD, U.S. DEPARTMENT OF COMMERCE/National Institute of Standards and Technology, 2002 August 1
[SP800-38B]	National Institute of Standards and Technology, Recommendation for Block Cipher Modes of Operation: The CMAC Mode for Authentication, Special Publication 800-38B, May 2005.
[SP800-38A]	National Institute of Standards and Technology, Recommendation for Block Cipher Modes of Operation: Methods and Techniques, Special Publication 800-38A 2001 Edition
[SP800-90A]	National Institute of Standards and Technology, Recommendation for Random Number Generation Using Deterministic Random Bit Generators Special Publication 800-90A Rev.1 April 2014
[SP800-22]	National Institute of Standards and Technology, A Statistical Test Suite for Random and Pseudorandom Number Generators for Cryptographic Applications Special Publication 800-22 Rev.1a April 2010
[ISO7816]	ISO 7816-4, Identification cards – Integrated circuit(s) cards with contacts, Part 4: Organization, security and commands for interchange, ISO/IEC, IS 2013
[ISO7810]	ISO/IEC 7810:2003, Identification cards -- Physical characteristics, ISO, 2010-05-03
[ISO 10116]	ISO/IEC 10116, Information technology - Security Techniques -- Modes of operation of an n-bit block cipher, ISO, 2006.
[ISO_9797-1]	ISO/IEC 9797-1:1999: Information technology - Security techniques – Message Authentication Codes (MACs) - Part 1: Mechanisms using a block cipher



[ISO_9796-2]	ISO/IEC 9796-2:2010 Information technology — Security techniques Digital signature schemes giving message recovery — Part 2: Integer factorization based mechanisms
Platform documents	
[PP_JC_Closed]	Java Card System – Closed Configuration Protection Profile, Version 3.0, December 2012 [ANSSI-CC-PP-2010/07-M01]
[JSAFE3_ST]	JSAFE3 on ST31G480 Security Target
[STLite_ST31G480]	ST31G480 A04 including optional cryptographic library NESLIB, and optional technologies MIFARE DESFire EV1 and MIFARE Plus X – Security Target for composition, Rev A04.1 April 2017
[MntRep_ST31G480]	ST31G480 A04 including optional cryptographic library NESLIB, and optional technologies MIFARE DESFire EV1 and MIFARE Plus X – Rapport de maintenance ANSSI-CC-2016/58-M02, June 2017

## 4. DEFINITIONS

### Acronyms

Term	Definition
ATR	Answer To Reset
ATS	Answer To Select
AUTH	External Authentication
BIS	Basic Inspection System
CC	Common Criteria for IT Security Evaluation
CEM	Common Methodology for Information Technology Security Evaluation
DF	Dedicated File
DPA	Differential Power Analysis
EAL	Evaluation Assurance Level
ECC	Elliptic Curve Cryptography
EF	Elementary File
Enc	Encryption
ENC	Content Data Encryption
GIS	General Inspection System
HW	Hardware
ICCSN	Integrated Circuit Card Serial Number.
ID	Identifier
IT	Information Technology
MF	Master File
MRTD	Machine Readable Travel Document
n.a.	Not applicable
NIST	National Institute of Standards and Technology
OSP	Organizational security policy
PIN	Personal Identification Number
PKI	Public Key Infrastructure
PP	Protection Profile
PTRNG	Physical True Random Number Generator
PT	Personalization Terminal
RNG	Random Number Generator
SAR	Security Assurance Requirement
SEMA	Simple Electromagnetic Analysis
SF	Security Function
SFP	Security Function Policy
SFR	Security Functional Requirement
SHA	Secure Hash Algorithm
SIG	Content Data Signature
Sign	Signature
SPA	Simple Power Analysis
ST	Security Target
TOE	Target Of Evaluation
TRNG	True Random Number Generator
TSF	TOE Security Functionality

### Glossary

Term	Description
Active Authentication	Security mechanism defined in [ICAO_9303] option by which means the MRTD's chip proves and the inspection system verifies the identity and authenticity of the MRTD's chip as part of a genuine MRTD issued by a known State or Organization.
Application note	Optional informative part of the PP containing sensitive supporting information that is considered relevant or useful for the construction,

Term	Description
	evaluation, or use of the TOE
<i>Audit records</i>	Write-only-once non-volatile memory area of the MRTDs chip to store the Initialization Data and Pre-personalization Data.
<i>Authenticity</i>	Ability to confirm the MRTD and its data elements on the MRTD's chip were created by the issuing State or Organization
<i>Basic Access Control (BAC)</i>	Security mechanism defined in [ICAO_9303] by which means the MRTD's chip proves and the inspection system protects their communication by means of secure messaging with Document Basic Access Keys (see there).
<i>Basic Inspection System (BIS)</i>	An inspection system which implements the terminals part of the Basic Access Control Mechanism and authenticates itself to the MRTD's chip using the Document Basic Access Keys derived from the printed MRZ data for reading the logical MRTD.
<i>Biographical data (biodata)</i>	The personalized details of the MRTD holder of the document appearing as text in the visual and machine readable zones on the biographical data page of a passport book or on a travel card or visa. [ICAO_9303]
<i>biometric reference data</i>	Data stored for biometric authentication of the MRTD holder in the MRTD's chip as (i) digital portrait and (ii) optional biometric reference data. <i>Counterfeit</i> An unauthorized copy or reproduction of a genuine security document made by whatever means [ICAO_9303]
<i>Country Signing CA Certificate (C<sub>CSCA</sub>)</i>	Self-signed certificate of the Country Signing CA Public Key (K <sub>PuCSCA</sub> ) issued by CSCA stored in the inspection system.
<i>Document Basic Access Keys</i>	Pair of symmetric (two-key) Triple-DES keys used for secure messaging with encryption (key K <sub>ENC</sub> ) and message authentication (key K <sub>MAC</sub> ) of data transmitted between the MRTD's chip and the inspection system [ICAO_9303]. It is drawn from the printed MRZ of the passport book to authenticate an entity able to read the printed MRZ of the passport book.
<i>Document Security Object (SO<sub>D</sub>)</i>	A RFC3369 CMS Signed Data Structure, signed by the Document Signer (DS). Carries the hash values of the LDS Data Groups. It is stored in the MRTD's chip. It may carry the Document Signer Certificate (C <sub>DS</sub> ). [ICAO_9303]
<i>Eavesdropper</i>	A threat agent with Enhanced-Basic attack potential reading the communication between the MRTD's chip and the inspection system to gain the data on the MRTD's chip.
<i>Enrolment</i>	The process of collecting biometric samples from a person and the subsequent preparation and storage of biometric reference templates representing that person's identity. [ICAO_9303]
<i>Extended Access Control</i>	Security mechanism identified in [ICAO_9303] by which means the MRTD's chip (i) verifies the authentication of the inspection systems authorized to read the optional biometric reference data, (ii) controls the access to the optional biometric reference data and (iii) protects the confidentiality and integrity of the optional biometric reference data during their transmission to the inspection system by secure messaging. The Personalization Agent may use the same mechanism to authenticate themselves with Personalization Agent Private Key and to get write and read access to the logical MRTD and TSF data.
<i>Extended Inspection System (EIS)</i>	A role of a terminal as part of an inspection system which is in addition to Basic Inspection System authorized by the issuing State or Organization to read the optional biometric reference data and supports the terminals part of the Extended Access Control Authentication Mechanism.
<i>Forgery</i>	Fraudulent alteration of any part of the genuine document, e.g.

<b>Term</b>	<b>Description</b>
	changes to the biographical data or the portrait. [ICAO_9303]
<i>Global Interoperability</i>	The capability of inspection systems (either manual or automated) in different States throughout the world to exchange data, to process data received from systems in other States, and to utilize that data in inspection operations in their respective States. Global interoperability is a major objective of the standardized specifications for placement of both eye-readable and machine readable data in all MRTDs. [ICAO_9303]
<i>IC Dedicated Support Software</i>	That part of the IC Dedicated Software (refer to above) which provides functions after TOE Delivery. The usage of parts of the IC Dedicated Software might be restricted to certain phases.
<i>IC Dedicated Test Software</i>	That part of the IC Dedicated Software (refer to above) which is used to test the TOE before TOE Delivery but which does not provide any functionality thereafter.
<i>IC Identification Data</i>	The IC manufacturer writes a unique IC identifier to the chip to control the IC as MRTD material during the IC manufacturing and the delivery process to the MRTD manufacturer.
<i>Impostor</i>	A person who applies for and obtains a document by assuming a false name and identity, or a person who alters his or her physical appearance to represent himself or herself as another person for the purpose of using that person's document. [ICAO_9303]
<i>Improperly documented person</i>	A person who travels, or attempts to travel with: (a) an expired travel document or an invalid visa; (b) a counterfeit, forged or altered travel document or visa; (c) someone else's travel document or visa; or (d) no travel document or visa, if required. [ICAO_9303]
<i>Initialization</i>	Process of writing Initialization Data (see below) to the TOE (TOE life cycle, Phase 2, Step 3).
<i>Initialization Data</i>	Any data defined by the TOE Manufacturer and injected into the non-volatile memory by the Integrated Circuits manufacturer (Phase 2). These data are for instance used for traceability and for IC identification as MRTD's material (IC identification data).
<i>Inspection</i>	The act of a State examining an MRTD presented to it by a traveler (the MRTD holder) and verifying its authenticity. [ICAO_9303]
<i>Inspection system (IS)</i>	A technical system used by the border control officer of the receiving State (i) examining an MRTD presented by the traveler and verifying its authenticity and (ii) verifying the traveler as MRTD holder.
<i>Integrated circuit (IC)</i>	Electronic component(s) designed to perform processing and/or memory functions. The MRTD's chip is an integrated circuit.
<i>Integrity</i>	Ability to confirm the MRTD and its data elements on the MRTD's chip have not been altered from that created by the issuing State or Organization
<i>Issuing Organization</i>	Organization authorized to issue an official travel document (e.g. the United Nations Organization, issuer of the Laissez-passer). [ICAO_9303]
<i>Issuing State</i>	The Country issuing the MRTD. [ICAO_9303]
<i>Logical Data Structure (LDS)</i>	The collection of groupings of Data Elements stored in the optional capacity expansion technology [ICAO_9303]. The capacity expansion technology used is the MRTD's chip.
<i>Logical MRTD</i>	Data of the MRTD holder stored according to the Logical Data Structure [ICAO_9303] as specified by ICAO on the contactless integrated circuit. It presents contactless readable data including (but not limited to) (1) personal data of the MRTD holder (2) the digital Machine Readable Zone Data (digital MRZ data, EF.DG1), (3) the digitized portraits (EF.DG2),

Term	Description
	(4) the biometric reference data of finger(s) (EF.DG3) or iris image(s) (EF.DG4) or both and (5) the other data according to LDS (EF.DG5 to EF.DG16). (6) EF.COM and EF.SOD
<i>Logical travel document</i>	Data stored according to the Logical Data Structure as specified by ICAO in the contactless integrated circuit including (but not limited to) (1) data contained in the machine-readable zone (mandatory), (2) digitized photographic image (mandatory) and (3) fingerprint image(s) and/or iris image(s) (optional).
<i>Machine readable travel document (MRTD)</i>	Official document issued by a State or Organization which is used by the holder for international travel (e.g. passport, visa, official document of identity) and which contains mandatory visual (eye readable) data and a separate mandatory data summary, intended for global use, reflecting essential data elements capable of being machine read. [ICAO_9303]
<i>Machine readable visa (MRV):</i>	A visa or, where appropriate, an entry clearance (hereinafter collectively referred to as visas) conforming to the specifications contained herein, formulated to improve facilitation and enhance security for the visa holder. Contains mandatory visual (eye readable) data and a separate mandatory data summary capable of being machine read. The MRV is normally a label which is attached to a visa page in a passport. [ICAO_9303]
<i>Machine readable zone (MRZ)</i>	Fixed dimensional area located on the front of the MRTD or MRP Data Page or, in the case of the TD1, the back of the MRTD, containing mandatory and optional data for machine reading using OCR methods. [ICAO_9303]
<i>Machine-verifiable biometrics feature</i>	A unique physical personal identification feature (e.g. an iris pattern, fingerprint or facial characteristics) stored on a travel document in a form that can be read and verified by machine. [ICAO_9303]
<i>MRTD application</i>	Non-executable data defining the functionality of the operating system on the IC as the MRTD's chip. It includes - the file structure implementing the LDS [ICAO_9303],  - the definition of the User Data, but does not include the User Data itself (i.e. content of EF.DG1 to EF.DG14, EF.DG 16, EF.COM and EF.SOD) and  - the TSF Data including the definition the authentication data but except the authentication data itself.
<i>MRTD Basic Access Control</i>	Mutual authentication protocol followed by secure messaging between the inspection system and the MRTD's chip based on MRZ information as key seed and access condition to data stored on MRTD's chip according to LDS.
<i>MRTD holder</i>	The rightful holder of the MRTD for whom the issuing State or Organization personalized the MRTD.
<i>MRTD's Chip</i>	A contactless integrated circuit chip complying with ISO/IEC 14443 and programmed according to the Logical Data Structure as specified by, [ICAO_TR], p. 14.
<i>MRTD's chip Embedded Software</i>	Software embedded in a MRTD's chip and not being developed by the IC Designer. The MRTD's chip Embedded Software is designed in Phase 1 and embedded into the MRTD's chip in Phase 2 of the TOE life-cycle
<i>Optional biometric reference data</i>	Data stored for biometric authentication of the MRTD holder in the MRTD's chip as (i) encoded finger image(s) (EF.DG3) or (ii) encoded iris image(s)

Term	Description
	(EF.DG4) or (iii) both. Note that the European commission decided to use only finger print and not to use iris images as optional biometric reference data.
<i>Passive authentication</i>	(i) verification of the digital signature of the Document Security Object and (ii) comparing the hash values of the read LDS data fields with the hash values contained in the Document Security Object.
<i>Personalization</i>	The process by which the portrait, signature and biographical data are applied to the document. This may also include the optional biometric data collected during the “Enrolment” (cf. TOE life cycle, Phase 3, Step 6).
<i>Personalization Agent</i>	The agent acting on the behalf of the issuing State or Organization to personalize the MRTD for the holder by (i) establishing the identity the holder for the biographic data in the MRTD, (ii) enrolling the biometric reference data of the MRTD holder i.e. the portrait, the encoded finger image(s) or (ii) the encoded iris image(s) and (iii) writing these data on the physical and logical MRTD for the holder
<i>Personalization Agent Authentication Information</i>	TSF data used for authentication proof and verification of the Personalization Agent.
<i>Personalization Agent Key</i>	Symmetric cryptographic authentication key used (i) by the Personalization Agent to prove their identity and get access to the logical MRTD and (ii) by the MRTD’s chip to verify the authentication attempt of a terminal as Personalization Agent according to the SFR FIA_UAU.4, FIA_UAU.5 and FIA_UAU.6.
<i>Physical travel document</i>	Travel document in form of paper, plastic and chip using secure printing to present data including (but not limited to) (1) biographical data, (2) data of the machine-readable zone, (3) photographic image and (4) other data.
<i>Pre-Personalization</i>	Process of writing Pre-Personalization Data (see below) to the TOE including the creation of the MRTD Application (cf. TOE life cycle, Phase 2, Step 5)
<i>Pre-personalization Data</i>	Any data that is injected into the non-volatile memory of the TOE by the MRTD Manufacturer (Phase 2) for traceability of non-personalized MRTD’s and/or to secure shipment within or between life cycle phases 2 and 3. It contains (but is not limited to) the Active Authentication Key Pair and the Personalization Agent Key Pair.
<i>Pre-personalized MRTD’s chip</i>	MRTD’s chip equipped with an unique identifier and an unique asymmetric Active Authentication Key Pair of the chip
<i>Primary Inspection System (PIS)</i>	An inspection system that contains a terminal for the contactless communication with the MRTD’s chip and does not implement the terminals part of the Basic Access Control Mechanism.
<i>random identifier</i>	Random identifier used to establish a communication to the TOE in Phase 3 and 4 preventing the unique identification of the MRTD and thus participates in the prevention of traceability.
<i>Receiving State reference data</i>	The Country to which the Traveler is applying for entry. [ICAO_9303] Data enrolled for a known identity and used by the verifier to check the verification data provided by an entity to prove this identity in an authentication attempt
<i>secondary image</i>	A repeat image of the holder’s portrait reproduced elsewhere in the document by whatever means. [ICAO_9303]
<i>secure messaging in</i>	Secure messaging using encryption and message authentication code according to ISO/IEC 7816-4

<b>Term</b>	<b>Description</b>
<i>encrypted mode</i>	
<i>Skimming</i>	Imitation of the inspection system to read the logical MRTD or parts of it via the contactless communication channel of the TOE without knowledge of the printed MRZ data.
<i>Travel document</i>	A passport or other official document of identity issued by a State or Organization, which may be used by the rightful holder for international travel. [ICAO_9303]
<i>Traveler</i>	Person presenting the MRTD to the inspection system and claiming the identity of the MRTD holder.
<i>TSF data</i>	Data created by and for the TOE, that might affect the operation of the TOE ([CC_P1]).
<i>Unpersonalized MRTD</i>	The MRTD that contains the MRTD Chip holding only Initialization Data and Pre-personalization Data as delivered to the Personalization Agent from the Manufacturer.
<i>User data</i>	Data created by and for the user, that does not affect the operation of the TSF ([CC_P1]).
<i>Verification</i>	The process of comparing a submitted biometric sample against the biometric reference template of a single enrollee whose identity is being claimed, to determine whether it matches the enrollee's template.
<i>Verification data</i>	Data provided by an entity in an authentication attempt to prove their identity to the verifier. The verifier checks whether the verification data match the reference data known for the claimed identity.

## 5. ST INTRODUCTION

This section provides information about the TOE, which enables a potential user of the TOE to determine, whether the TOE implements the functionality required by the user.

### 5.1 ST Reference

Title:	JSAFE3_EPASS BAC Security Target Lite
Developer:	STMicroelectronics Z.I. Marcianise SUD I-81025 Marcianise (CE) ITALY
Status:	Final
Version:	Rev.A
Date:	13.March.2019

### 5.2 TOE Overview

- 1 The Security Target refers to the TOE JSAFE3\_EPASS\_BAC V1.0.0 a contact/contactless chip implementing the machine readable travel documents (MRTD) based on the requirements and recommendations of the International Civil Aviation Organization (ICAO) [ICAO\_9303] and implementing the advanced security methods Basic Access Control (BAC) and the Active Authentication (AA) [ICAO\_9303].

### 5.3 TOE Description

#### 5.3.1 TOE Reference

JSAFE3\_EPASS\_BAC V1.0.0

#### 5.3.2 TOE Definition

- 2 The Target of Evaluation (TOE) is a composite TOE comprising hardware and software The TOE is a contact/contactless chip and comprises the following elements:
  - the STM IC ST31G480 Security Integrated Circuit with dedicated software and embedded cryptographic library. Rapport de maintenance ANSSI-CC-2016/58-M02, June 2017 [MntRep\_ST31G480]
  - the Java Card <sup>TM</sup> Operating System JSAFE3 [JSAFE3\_ST]
  - the TOE javacard applet JSAFE3\_EPASS V.3.0.4 implementing the machine readable travel documents (MRTD) based on the requirements and recommendations of the International Civil Aviation Organization (ICAO) programmed according to the Logical Data Structure (LDS) and implementing the advanced security methods Basic Access Control (BAC) and the Active Authentication (AA) as described in the 'ICAO Doc 9303' [ICAO\_9303].
  - the associated guidance documentation in printed copy delivered by courier and in .pdf format delivered crypted by e-mail:
    - JSAFE3-EPASS Operational User Guidance Rev. E 10 January 2019
    - JSAFE3-EPASS Preparative Procedure Rev. F 15 January 2019
- 3 The Target of Evaluation (TOE) is delivered at the end of Phase 2 Step 3 (see chap. 5.3.4) in wafer or micromodule D70, D76, CB6 format. The TOE is delivered by trusted courier.



- 4 The Figure 1 shows the composition of the TOE parts, including their location in the memory areas of the TOE. The TOE is a Java Card Flash memory based product.

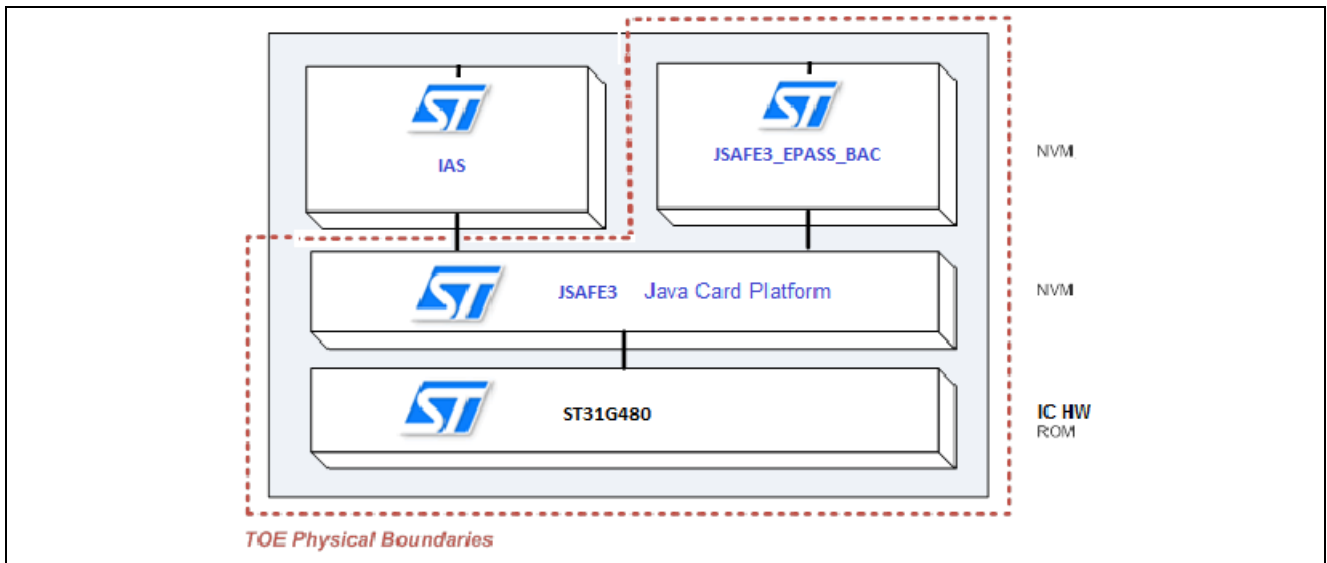


Figure 1 - TOE Overview

- 5 The ROM code holds the IC Dedicated Firmware belonging to the IC ST31G480
- 6 The Operating System JSAFE3 Java Card Platform and the applet JSAFE3\_EPASS V.3.0.4 are located in the NVM.
- 7 During the Manufacturing phase the Java Card Package, including the applet JSAFE3\_EPASS V.3.0.4 are loaded on the TOE.
- 8 The applet JSAFE3\_EPASS V.3.0.4 is instantiated from this package during the initialisation of the TOE into the NVM memory area.
- 9 The applet JSAFE3\_EPASS V.3.0.4 utilises the IC ST31G480 RAM and the NVM area for storage of operational and permanent data, in order to provide security functionality.
- 10 During operational use phase the applet JSAFE3\_EPASS V.3.0.4 interacts with other external entities.
- 11 The Security Target of the underlying Operating System JSAFE3 Java Card Platform claims conformance to Java Card System – Closed Configuration Protection Profile, Version 3.0, December 2012 ([PP\_JC\_Closed])
- 12 This composite ST is based on the ST of the underlying Operating System JSAFE3 Java Card Platform [JSAFE3\_ST].
- 13 **Important note:** The TOE is closed Java Card implementation with the applet JSAFE3\_EPASS V.3.0.4 and the applet IAS V.2.0.3 are installed and initialized as a single instances. The applet JSAFE3\_EPASS V.3.0.4 is default selected after TOE reset. No post-issuance of further applets is possible to install on the TOE. The applets are installed and initialized in Phase 2, step 3. of TOE life cycle (see chap. 5.3.4).

### 5.3.3 TOE usage and security features for operational use

- 14 A State or Organization issues MRTDs to be used by the holder for international travel. The traveller presents a MRTD to the inspection system to prove his or her identity. The MRTD in context of this ST contains
- visual (eye readable) biographical data and portrait of the holder,
  - a separate data summary (MRZ data) for visual and machine reading using OCR methods in the Machine readable zone (MRZ) and
  - data elements on the TOE according to LDS for contactless machine reading. The authentication of the traveller is based on
    - i. the possession of a valid MRTD personalized for a holder with the claimed identity as given on the biographical data page and
    - ii. optional biometrics using the reference data stored in the MRTD.
- 15 The issuing State or Organization ensures the authenticity of the data of genuine MRTD's. The receiving State trusts a genuine MRTD of an issuing State or Organization.
- 16 For this ST the MRTD is viewed as unit of:
- **the physical MRTD** as travel document in form of paper, plastic and chip (TOE). It presents visual readable data including (but not limited to) personal data of the MRTD holder
    - i. the biographical data on the biographical data page of the MRTD,
    - ii. the printed data in the Machine-Readable Zone (MRZ) and
    - iii. the printed portrait.
  - **the logical MRTD** as data of the MRTD holder stored according to the Logical Data Structure [ICAO\_9303] as specified by ICAO on the contact based or contactless integrated circuit. It presents contact based / contactless readable data including (but not limited to) personal data of the MRTD holder
    - i. the digital Machine Readable Zone Data (digital MRZ data, EF.DG1),
    - ii. the digitized portraits (EF.DG2),
    - iii. the optional biometric reference data of finger(s) (EF.DG3) or iris image(s) (EF.DG4)<sup>1</sup> or both
    - iv. the other data according to LDS (EF.DG5 to EF.DG16) and
    - v. the Document security object (SOD).
- 17 The issuing State or Organization implements security features of the MRTD to maintain the authenticity and integrity of the MRTD and their data. The MRTD as the passport book and the MRTD's chip (TOE) is uniquely identified by the Document Number.
- 18 The physical MRTD is protected by physical security measures (e.g. watermark on paper, security printing), logical (e.g. authentication keys of the TOE) and organizational security measures (e.g. control of materials, personalization procedures) [ICAO\_9303]. These security measures include the binding of the MRTD's chip (TOE) to the passport book.
- 19 The logical MRTD is protected in authenticity and integrity by a digital signature created by the document signer acting for the issuing State or Organization and the security features of the TOE.

---

<sup>1</sup> These biometric reference data are optional according to [ICAO\_9303]. It is assumed that the issuing State or Organization uses this option and protects these data by means of EAC

- 20 The ICAO defines the baseline security methods Passive Authentication and the optional advanced security methods Basic Access Control to the logical travel document, Active Authentication of the travel document's chip, Extended Access Control to and the Data Encryption of sensitive biometrics as optional security measure in the [ICAO\_9303], and Password Authenticated Connection Establishment [ICAO\_TR]. The Passive Authentication Mechanism is performed completely and independently of the TOE by the TOE environment
- 21 The TOE protects the integrity of logical MRTD by write only-once access control and by physical means, and the confidentiality of logical MRTD by the Basic Access Control Mechanism and by Extended Access Control Mechanism.
- 22 The Basic Access Control is a security feature supported by the TOE. The inspection system
- (i) reads optically the MRTD,
  - (ii) authenticates itself as inspection system by means of Document Basic Access Keys. After successful authentication of the inspection system TOE provides read access to the logical MRTD by means of private communication (secure messaging) with this inspection system [ICAO\_9303] normative appendix 5.

**Note:** For what concern the Basic Access Control Mechanism and according to the assurance level EAL4 and augmentations stated in [PP-0055] this mechanism shall be evaluated considering only enhanced basic attack potential (i.e. AVA\_VAN.3)

- 23 The TOE implements the Active Authentication as defined in [ICAO\_9303]. Keys for Active Authentication can be loaded into the TOE. These operations take place at personalization time

### 5.3.4 Life Cycle Phases

24 The life cycle of a MRTD is described in [PP-0055] and it is split in four phases.

Phase 1: “TOE Development”

Phase 2: “TOE Manufacturing”

Phase 3: “Personalization of the TOE MRTD application”

Phase 4: “TOE Operational Use”

In the beneath discussion, the following entities and roles are identified:

MRTD Embedded Software Developer: STMicroelectronics srl, Marcianise (CE) Italy

IC Developer: STMicroelectronics SAS, Rousset France

MRTD IC Manufacturer: STMicroelectronics srl, Marcianise (CE) Italy

MRTD Manufacturer: National accredited MRTD Manufacturing center (IPZS for Italy)

MRTD Personalization Agent: Public administration or National accredited MRTD personalization center enabled to issue personalized MRTD booklet (IPZS for Italy).

#### Life cycle phase 1: “TOE Development ”.

25 In this phase the TOE is developed.

26 This phase includes the following **Step 1**:

- Development of TOE *Embedded Software* performed by MRTD Embedded Software Developer.
  - Operating System JSAFE3 Java Card Platform
  - TOE MRTD application as Java card Applet
- TOE IC Development performed by IC Developer.
  - IC ST31G480 with its *Dedicated Software* and embedded cryptographic library
- TOE MRTD application guidance documentation

27 In the **Step 1** the MRTD Embedded Software Developer delivers the *Embedded Software* to the IC Developer. The *Embedded Software* is delivered in one of two possible configuration:

- **Embedded Software not Pre-Personalized.** No OS or JSAFE3 Java Card Platform or application code is delivered to IC Developer. Only pre-perso info to be used in “Pre-Personalization” process at MRTD IC Manufacturer premises are delivered. Pre-Perso info includes reference to keys for securing the download of flash code (OS, JSAFE3 Java Card platform and application) on the IC ST31G480.
- **Golden sample as full TOE image**, as output of phase 2 step 3 anticipated here.

28 **Step 2:** IC Developer loads on IC ST31G480 programmable memory the *Embedded Software* and alternatively do following :

- **Embedded Software not Pre-Personalized.** IC are securely delivered to the MRTD IC Manufacturer. The TOE life cycle restart from phase 2 step 3.
- **Golden sample as full TOE image.** The IC and the respective guidance documents are securely delivered to the MRTD manufacturer. The TOE life cycle restart from phase 2 step 4.

## Life cycle phase 2: “TOE Manufacturing ”

29 This phase is split in the following steps:

- **Step 3:** The *MRTD IC manufacturer* receives IC loaded with *Dedicated Software* and with the *Embedded Software* not pre-personalized with the IC ST31G480 flash code loader secured with the key established as pre-persono info is Phase 1 step 1 and step2. *MRTD IC manufacturer* integrates applets JSAFE3\_EPASS V.3.0.4 and IAS V.2.0.3 with JSAFE3 platform performing following steps:
  - i. loading JSAFE3 Java Card Platform into IC ST31G480 programmable memory,
  - ii. loading and instantiation of all applets
  - iii. switch the JSAFE3 Java Card Platform in a secured closed state.
  - iv. Dump the binary image of full components of TOE

The IC with **full TOE image** is securely delivered to the *MRTD manufacturer*.

The *MRTD IC manufacturer* delivers the guidance documentation to *MRTD manufacturer*.

- **Step 4:** The *MRTD manufacturer* combines the IC with hardware for the contactless interface in the passport booklet, equips MRTD’s chips with pre-personalization Data and eventually create the LDS structures as defined in [ICAO\_9303].
- **Step 5:** The pre-personalized MRTD together with the IC Identifier is securely delivered from the *MRTD manufacturer* to the *MRTD Personalization Agent*. The *MRTD manufacturer* also provides the relevant parts of the guidance documentation to the *MRTD Personalization Agent*.

## Life cycle phase 3: “Personalization of the TOE MRTD application”

30 The personalization of the MRTD includes the following actions in the **Step 6** performed by the *MRTD Personalization Agent*:

- the survey of the MRTD holder’s biographical data,
- the enrolment of the MRTD holder biometric reference data (i.e. the digitized portraits and the optional biometric reference data),
- the printing of the visual readable data onto the physical MRTD,
- the writing of the TOE User Data and TSF Data into the logical MRTD. This step is performed by the Personalization Agent and includes but is not limited to creation of:
  - i. the digital MRZ data (EF.DG1),
  - ii. the digitized portrait (EF.DG2) and
  - iii. the Document security object
- Configuration of the TSF if necessary.
- The signing of the Document security object by the Document Signer [ICAO\_9303] finalizes the personalization of the genuine MRTD for the MRTD holder.
- The personalized MRTD (together with appropriate guidance for TOE use if necessary) is handed over to the MRTD holder for operational use

31 The TSF data (data created by and for the TOE, that might affect the operation of the TOE) comprise (but are not limited to) the Personalization Agent Authentication Key(s) and the Basic Authentication Control Key

## Life cycle phase 4: “TOE Operational Use ”

- 32 **Step 7:** The TOE is used as MRTD chip by the traveler and the inspection systems in the “TOE Operational Use” phase. The user data can be read according to the security policy of the issuing State or Organization and can be used according to the security policy of the issuing State but they can never be modified.
- 33 **Application note:** The authorized Personalization Agents might be allowed to add (not to modify) data in the other data groups of the MRTD application (e.g. person(s) to notify EF.DG16) in the Phase 4 “TOE Operational Use”. This will imply an update of the Document Security Object including the re-signing by the Document Signer.
- 34 **Application note:** The phases 1 and parts of phase 2 (Step 1, Step 2 and Step 3) are part of the TOE evaluation. The TOE delivery is after phase 2 Step 3. Since specific production steps of phase 2 are of minor security relevance (e. g. booklet manufacturing and antenna integration) these are not part of the CC evaluation under ALC. The issuing State or Organization is responsible for these specific production steps.

### 5.3.5 Non-TOE hardware/software/firmware required by the TOE

- 35 The antenna and the applet IAS V.2.0.3 are not in the scope of the TOE.
- 36 There is no explicit non-TOE hardware, software or firmware required by the TOE to perform its claimed security features. The TOE is defined to comprise the chip and the complete operating system and application. Note, the inlay holding the chip as well as the antenna and the booklet (holding the printed MRZ) are needed to represent a complete MRTD, nevertheless these parts are not inevitable for the secure operation of the TOE.

## 6. CONFORMANCE CLAIM

### 6.1 CC Conformance Claims

37 This Security Target claims conformance to:

- Common Criteria for Information Technology Security Evaluation, Part 1: Introduction and General Model; Version 3.1, Revision 5. April 2017 ,
- Common Criteria for Information Technology Security Evaluation, Part 2: Security Functional Components; Version 3.1, Revision 5. April 2017,
- Common Criteria for Information Technology Security Evaluation, Part 3: Security Assurance Requirements; Version 3.1, Revision 5. April 2017

as follows:

- Part 2 extended,
- Part 3 conformant.

38 Common Methodology for Information Technology Security Evaluation, Evaluation Methodology; Version 3.1, Revision 5. April 2017 [CEM].

### 6.2 PP Claims

39 This ST claims strict conformance to the PP:

- Protection Profile Machine Readable Travel Document with “ICAO Application”, Basic Access Control Version 1.10, 25 March 2009 [PP-0055].

### 6.3 Package Claims

40 The evaluation of the TOE is a composite evaluation and uses the results of the CC evaluation provided by [JSAFE3\_ST], [STLite\_ST31G480] and [MntRep\_ST31G480]. The TOE uses a certified J-SAFE3 Java Card Platform and IC ST31G480 by STMicroelectronics. J-SAFE3 Java Card Platform certified at assurance level EAL5+ its associated Security Target is [JSAFE3\_ST]. The IC ST31G480 Secure Microcontroller with Cryptographic Library has been certified by ANSSI (ANSSI-CC-2017/61) with assurance level EAL5+: its associated Security Target Lite is [STLite\_ST31G480] and the applicable Maintenance Report is [MntRep\_ST31G480].

41 The evaluation assurance level of the TOE is EAL4 augmented with ALC\_DVS.2, as defined in [CC\_P3] .

### 6.4 Conformance Rationale

42 This Security Target claims strict conformance to the protection profiles [PP-0055] .

43 All sections of this Security Target regarding the **Security Problem Definition**, **Security Objectives Statement** and **Security Requirements Statement** for the TOE are taken over from the [PP-0055] .

44 This ST adds the following TOE Security Objective “**OT.Active\_Auth\_MRTD\_Proof**”, the Security Objective for the Operational Environment “**OE.Active\_Auth\_Sign**”, “**OE.Active\_Auth\_Verif**”, the Organizational Security Policies “**P.Active\_Auth**”

45 The operations done for the SFRs taken from the [PP-0055] are clearly indicated.

46 This ST adds the following Security Functional Requirement “**FCS\_COP.1/AA Cryptographic operation – Active Authentication**”

47 The **Security Assurance Requirements** statement for the TOE in this Security Target includes all the requirements for the TOE from the [PP-0055] .

## 7. SECURITY PROBLEM DEFINITION

### 7.1 Introduction

#### 48 **Assets**

The assets to be protected by the TOE include the User Data stored in the TOE, user data transferred between the TOE and the terminal and MRTD tracing data

#### 49 **Logical MRTD Data**

The logical MRTD data consists of the EF.COM, EF.DG1 to EF.DG16 (with different security needs) and the Document Security Object EF.SOD according to LDS [ICAO\_9303]. These data are user data of the TOE. The EF.COM lists the existing elementary files (EF) with the user data. The EF.DG1 to EF.DG13 and EF.DG 16 contain personal data of the MRTD holder. The Chip Authentication Public Key (EF.DG 14) is used by the inspection system for the Chip Authentication. The EF.SOD is used by the inspection system for Passive Authentication of the logical MRTD.

For interoperability reasons the 'ICAO Doc 9303' [ICAO\_9303] requires that Basic Inspection Systems may have access to logical MRTD data:

- Logical MRTD standard User Data (i.e. Personal Data) of the MRTD holder (EF.DG1, EF.DG2, EF.DG5 to EF.DG13, EF.DG16),
- Chip Authentication Public Key in EF.DG14,
- Active Authentication Public Key in EF.DG15,
- Document Security Object (SOD) in EF.SOD,
- Common data in EF.COM.

The TOE is not in certified mode, if it is accessed using BAC [ICAO\_9303].

As the BAC mechanism cannot resist attacks with high attack potential [PP-0055] the PACE is recommended to be used instead of BAC. If nevertheless BAC has to be used, it is recommended to perform Chip Authentication Protocol v.1 before getting access to data (except EF.DG14), as this mechanism is resistant to high potential attacks

The TOE prevents read access to sensitive User Data

- Sensitive biometric reference data (EF.DG3, EF.DG4)

A sensitive asset is the following more general one.

#### 50 **Authenticity of the travel document's chip**

The authenticity of the MRTD's chip personalized by the issuing State or Organization for the MRTD holder is used by the traveler to prove his possession of a genuine MRTD.

This Security Target includes the following primary assets:

- *user data stored on the TOE*
- *user data transferred between the TOE and the terminal connected*

### 7.2 Subjects and external entities

51 This ST considers the following subjects:

52 **Manufacturer:** The generic term for the IC Manufacturer producing the integrated circuit and the MRTD Manufacturer completing the IC to the MRTD's chip. The Manufacturer is the default user of the TOE during the Phase 2 Manufacturing. The TOE does not distinguish between the users IC Manufacturer and MRTD Manufacturer using this role Manufacturer



- 53 **Personalization Agent:** The agent is acting on behalf of the issuing State or Organization to personalize the MRTD for the holder by some or all of the following activities
- i. establishing the identity the holder for the biographic data in the MRTD
  - ii. enrolling the biometric reference data of the MRTD holder i.e. the portrait, the encoded finger image(s) and/or the encoded iris image(s)
  - iii. writing these data on the physical and logical MRTD for the holder as defined for global, international and national interoperability
  - iv. writing the initial TSF data
  - v. signing the Document Security Object defined in [ICAO\_9303].
- 54 **Terminal:** A terminal is any technical system communicating with the TOE either through the contact interface or through the contactless interface.
- 55 **Inspection system (IS):** A technical system used by the border control officer of the receiving State (i) examining an MRTD presented by the traveller and verifying its authenticity and (ii) verifying the traveller as MRTD holder. The **Basic Inspection System (BIS)** (i) contains a terminal for the contactless communication with the MRTD's chip, (ii) implements the terminals part of the Basic Access Control Mechanism and (iii) gets the authorization to read the logical MRTD under the Basic Access Control by optical reading the MRTD or other parts of the passport book providing this information. The **General Inspection System (GIS)** is a Basic Inspection System which implements additionally the Chip Authentication Mechanism. The **Extended Inspection System (EIS)** in addition to the General Inspection System (i) implements the Terminal Authentication Protocol and (ii) is authorized by the issuing State or Organization through the Document Verifier of the receiving State to read the sensitive biometric reference data. The security attributes of the EIS are defined of the Inspection System Certificates.
- 56 **Application note:** This ST does not distinguish between the BIS, GIS and EIS because the Extended Access Control is outside the scope.
- 57 **MRTD Holder:** The rightful holder of the MRTD for whom the issuing State or Organization personalized the MRTD.
- 58 **Traveller:** Person presenting the MRTD to the inspection system and claiming the identity of the MRTD holder.
- 59 **Attacker:** A threat agent trying
- i. to identify and to trace the movement of the MRTD's chip remotely (i.e. without knowing or optically reading the printed MRZ data)
  - ii. to read or to manipulate the logical MRTD without authorization
  - iii. to read sensitive biometric reference data (i.e. EF.DG3, EF.DG4)
  - iv. to forge a genuine MRTD
- 60 **Application note:** An impostor is attacking the inspection system as TOE IT environment independent on using a genuine, counterfeit or forged MRTD. Therefore the impostor may use results of successful attacks against the TOE but the attack itself is not relevant for the TOE.

### 7.3 Assumptions

61 The assumptions describe the security aspects of the environment in which the TOE will be used or is intended to be used

62 **A.MRTD\_Manufact** **MRTD manufacturing on steps 4 to 6**

It is assumed that appropriate functionality testing of the MRTD is used. It is assumed that security procedures are used during all manufacturing and test operations to maintain confidentiality and integrity of the MRTD and of its manufacturing and test data (to prevent any possible copy, modification, retention, theft or unauthorized use).

63 **A.MRTD\_Delivery** **MRTD delivery during steps 4 to 6**

Procedures shall guarantee the control of the TOE delivery and storage process and conformance to its objectives:

- Procedures shall ensure protection of TOE material/information under delivery and storage.
- Procedures shall ensure that corrective actions are taken in case of improper operation in the delivery process and storage.
- Procedures shall ensure that people dealing with the procedure for delivery have got the required skill.

64 **A.Pers\_Agent** **Personalization of the MRTD's chip**

The Personalization Agent ensures the correctness of (i) the logical MRTD with respect to the MRTD holder, (ii) the Document Basic Access Keys, (iii) the Chip Authentication Public Key(EF.DG14) if stored on the MRTD's chip, and (iv) the Document Signer Public Key Certificate (if stored on the MRTD's chip). The Personalization Agent signs the Document Security Object. The Personalization Agent bears the Personalization Agent Authentication to authenticate himself to the TOE by symmetric cryptographic mechanisms.

65 **A.Insp\_Sys** **Inspection Systems for global interoperability**

The Inspection System is used by the border control officer of the receiving State (i) examining an MRTD presented by the traveler and verifying its authenticity and (ii) verifying the traveler as MRTD holder. The Basic Inspection System for global interoperability (i) includes the Country Signing Public Key and the Document Signer Public Key of each issuing State or Organization, and (ii) implements the terminal part of the Basic Access Control [ICAO\_9303]. The Basic Inspection System reads the logical MRTD under Basic Access Control and performs the Passive Authentication to verify the logical MRTD.

**Application note:** According to [ICAO\_9303] the support of the Passive Authentication mechanism is mandatory whereas the the Basic Access Control is optional. This ST does not address Primary Inspection Systems therefore the BAC is mandatory.

66 **A.BAC-Keys** **Cryptographic quality of Basic Access Control Keys**

The Document Basic Access Control Keys being generated and imported by the issuing State or Organization have to provide sufficient cryptographic strength. As a consequence of the [ICAO\_9303], the Document Basic Access Control Keys are derived from a defined subset of the individual printed MRZ data. It has to be ensured that these data provide sufficient entropy to withstand any attack based on the decision that the inspection system has to derive Document Access Keys from the printed MRZ data with enhanced basic attack potential.

- 67 **Application note:** When assessing the MRZ data resp. the BAC keys entropy potential dependencies between these data (especially single items of the MRZ) have to be considered and taken into account. E.g. there might be a direct dependency between the Document Number when chosen consecutively and the issuing date.

## 7.4 Threats

- 68 This section describes the threats to be averted by the TOE independently or in collaboration with its IT environment. These threats result from the TOE method of use in the operational environment and the assets stored in or protected by the TOE.

### 69 T.Chip\_ID Identification of MRTD's chip

- **Adverse action:** An attacker trying to trace the movement of the MRTD by identifying remotely the MRTD's chip by establishing or listening to communications through the contactless communication interface.
- **Threat agent:** having enhanced basic attack potential, not knowing the optically readable MRZ data printed on the MRTD data page in advance
- **Asset:** Anonymity of user

### 70 T.Skimming Skimming the logical MRTD

- **Adverse action:** An attacker imitates an inspection system trying to establish a communication to read the logical MRTD or parts of it via the contactless communication channel of the TOE.
- **Threat agent:** having enhanced basic attack potential, not knowing the optically readable MRZ data printed on the MRTD data page in advance
- **Asset:** confidentiality of logical MRTD data

### 71 T.Eavesdropping Eavesdropping to the communication between TOE and inspection system

- **Adverse action:** An attacker is listening to an existing communication between the MRTD's chip and an inspection system to gain the logical MRTD or parts of it. The inspection system uses the MRZ data printed on the MRTD data page but the attacker does not know these data in advance.
- **Threat agent:** having enhanced basic attack potential, not knowing the optically readable MRZ data printed on the MRTD data page in advance
- **Asset:** confidentiality of logical MRTD data

### 72 T.Forgery Forgery of data on MRTD's chip

- **Adverse action:** An attacker alters fraudulently the complete stored logical MRTD or any part of it including its security related data in order to deceive on an inspection system by means of the changed MRTD holder's identity or biometric reference data. This threat comprises several attack scenarios of MRTD forgery. The attacker may alter the biographical data on the biographical data page of the passport book, in the printed MRZ and in the digital MRZ to claim another identity of the traveller. The attacker may alter the printed portrait and the digitized portrait to overcome the visual inspection of the inspection officer and the automated biometric authentication mechanism by face recognition. The attacker may alter the biometric reference data to defeat automated biometric authentication mechanism of the inspection system. The attacker may combine data groups of

different logical MRTDs to create a new forged MRTD, e.g. the attacker writes the digitized portrait and optional biometric reference finger data read from the logical MRTD of a traveller into another MRTD's chip leaving their digital MRZ unchanged to claim the identity of the holder this MRTD. The attacker may also copy the complete unchanged logical MRTD to another contactless chip.

- **Threat agent:** having enhanced basic attack potential, being in possession of one or more legitimate MRTDs
- **Asset:** authenticity of logical MRTD data

#### 73 T.Abuse-Func

#### Abuse of Functionality

- **Adverse action:** An attacker may use functions of the TOE which shall not be used in the phase "Operational Use" in order (i) to manipulate User Data, (ii) to manipulate (explore, bypass, deactivate or change) security features or functions of the TOE or (iii) to disclose or to manipulate TSF Data. This threat addresses the misuse of the functions for the initialization and the personalization in the operational state after delivery to MRTD holder.
- **Threat agent:** having enhanced basic attack potential, being in possession of a legitimate MRTD
- **Asset:** confidentiality and authenticity of logical MRTD and TSF data, correctness of TSF

#### 74 T.Information\_Leakage

#### Information Leakage from MRTD's chip

- **Adverse action:** An attacker may exploit information which is leaked from the TOE during its usage in order to disclose confidential TSF data. The information leakage may be inherent in the normal operation or caused by the attacker. Leakage may occur through emanations, variations in power consumption, I/O characteristics, clock frequency, or by changes in processing time requirements. This leakage may be interpreted as a covert channel transmission but is more closely related to measurement of operating parameters, which may be derived either from measurements of the contactless interface (emanation) or direct measurements (by contact to the chip still available even for a contactless chip) and can then be related to the specific operation being performed. Examples are the Differential Electromagnetic Analysis (DEMA) and the Differential Power Analysis (DPA). Moreover, the attacker may try actively to enforce information leakage by fault injection (e.g. Differential Fault Analysis).
- **Threat agent:** having enhanced basic attack potential, being in possession of a legitimate MRTD
- **Asset:** confidentiality of logical MRTD and TSF data

#### 75 T.Phys-Tamper

#### Physical Tampering

- **Adverse action:** An attacker may perform physical probing of the MRTD's chip in order (i) to disclose TSF Data or (ii) to disclose/reconstruct the MRTD's chip Embedded Software. An attacker may physically modify the MRTD's chip in order to (i) modify security features or functions of the MRTD's chip, (ii) modify security functions of the MRTD's chip Embedded Software, (iii) modify User Data or (iv) to modify TSF data. The physical tampering may be focused directly on the disclosure or manipulation of TOE User Data (e.g. the biometric reference data for the inspection system) or TSF Data (e.g. authentication key of the MRTD's chip) or indirectly by preparation of the TOE to following attack methods by modification of security features (e.g. to enable information leakage through power analysis).

Physical tampering requires direct interaction with the MRTD's chip internals. Techniques commonly employed in IC failure analysis and IC reverse engineering efforts may be used. Before that, the hardware security mechanisms and layout characteristics need to be identified. Determination of software design including treatment of User Data and TSF Data may also be a pre-requisite. The modification may result in the deactivation of a security function. Changes of circuitry or data can be permanent or temporary.

- **Threat agent:** having enhanced basic attack potential, being in possession of a legitimate MRTD
- **Asset:** confidentiality and authenticity of logical MRTD and TSF data, correctness of TSF

## 76 T.Malfunction

### Malfunction due to Environmental Stress

- **Adverse action:** An attacker may cause a malfunction of TSF or of the MRTD's chip Embedded Software by applying environmental stress in order to (i) deactivate or modify security features or functions of the TOE or (ii) circumvent, deactivate or modify security functions of the MRTD's chip Embedded Software. This may be achieved e.g. by operating the MRTD's chip outside the normal operating conditions, exploiting errors in the MRTD's chip Embedded Software or misusing administration function. To exploit these vulnerabilities an attacker needs information about the functional operation.
- **Threat agent:** having enhanced basic attack potential, being in possession of a legitimate MRTD
- **Asset:** confidentiality and authenticity of logical MRTD and TSF data, correctness of TSF

## 7.5 Organizational Security Policies

77 The TOE shall comply with the following Organizational Security Policies (OSP) as security rules, procedures, practices, or guidelines imposed by an organization upon its operations (see [CC\_P1]).

### 78 P.Manufact

#### Manufacturing of the MRTD's chip

The Initialization Data are written by the IC Manufacturer to identify the IC uniquely. The MRTD Manufacturer writes the Pre-personalization Data which contains at least the Personalization Agent Key.

### 79 P.Personalization Personalization of the MRTD by issuing State or Organization only

The issuing State or Organization guarantees the correctness of the biographical data, the printed portrait and the digitized portrait, the biometric reference data and other data of the logical MRTD with respect to the MRTD holder. The personalization of the MRTD for the holder is performed by an agent authorized by the issuing State or Organization only.

### 80 P.Personal\_Data

#### Personal data protection policy

The biographical data and their summary printed in the MRZ and stored on the MRTD's chip (EF.DG1), the printed portrait and the digitized portrait (EF.DG2), the biometric reference data of finger(s) (EF.DG3), the biometric reference data of iris image(s) (EF.DG4), and data according to LDS (EF.DG5 to EF.DG13, EF.DG16) stored on the

MRTD's chip are personal data of the MRTD holder. These data groups are intended to be used only with agreement of the MRTD holder by inspection systems to which the MRTD is presented. The MRTD's chip shall provide the possibility for the Basic Access Control to allow read access to these data only for terminals successfully authenticated based on knowledge of the Document Basic Access Keys as defined in [ICAO\_9303]

81 **Application note:** The organizational security policy P.Personal\_Data is drawn from the 'ICAO Doc 9303' [ICAO\_9303]. Note that the Document Basic Access Key is defined by the TOE environment and loaded to the TOE by the Personalization Agent.

82 **P.Active\_Auth**

**Active Authentication**

The TOE implements the Active Authentication according to [ICAO\_9303]

## 8. SECURITY OBJECTIVES

83 This chapter describes the security objectives for the TOE and the security objectives for the TOE environment. The security objectives for the TOE environment are separated into security objectives for the development and production environment and security objectives for the operational environment.

### 8.1 Security Objectives for the TOE

84 This section describes the security objectives for the TOE addressing the aspects of identified threats to be countered by the TOE and organizational security policies to be met by the TOE.

#### 85 **OT.AC\_Pers** **Access Control for Personalization of logical MRTD**

The TOE must ensure that the logical MRTD data in EF.DG1 to EF.DG16, the Document security object according to LDS [ICAO\_9303] and the TSF data can be written by authorized Personalization Agents only. The logical MRTD data in EF.DG1 to EF.DG16 and the TSF data may be written only during and cannot be changed after its personalization. The Document security object can be updated by authorized Personalization Agents if data in the data groups EF.DG 3 to EF.DG16 are added.

**Application note:** The OT.AC\_Pers implies that (1) the data of the LDS groups written during personalization for MRTD holder (at least EF.DG1 and EF.DG2) can not be changed by write access after personalization, (2) the Personalization Agents may (i) add (fill) data into the LDS data groups not written yet, and (ii) update and sign the Document Security Object accordingly. The support for adding data in the “Operational Use” phase is optional.

#### 86 **OT.Data\_Int** **Integrity of personal data**

The TOE must ensure the integrity of the logical MRTD stored on the MRTD’s chip against physical manipulation and unauthorized writing. The TOE must ensure that the inspection system is able to detect any modification of the transmitted logical MRTD data.

#### 87 **OT.Data\_Conf** **Confidentiality of personal data**

The TOE must ensure the confidentiality of the logical MRTD data groups EF.DG1 to EF.DG16. Read access to EF.DG1 to EF.DG16 is granted to terminals successfully authenticated as Personalization Agent. Read access to EF.DG1, EF.DG2 and EF.DG5 to EF.DG16 is granted to terminals successfully authenticated as Basic Inspection System. The Basic Inspection System shall authenticate itself by means of the Basic Access Control based on knowledge of the Document Basic Access Key.

**Application note:** The traveler grants the authorization for reading the personal data in EF.DG1, EF.DG2 and EF.DG5 to EF.DG16 to the inspection system by presenting the MRTD. The MRTD’s chip shall provide read access to these data for terminals successfully authenticated by means of the Basic Access Control based on knowledge of the Document Basic Access Keys. The security objective OT.Data\_Confidentiality requires the TOE to ensure the strength of the security function Basic Access Control Authentication. The Document Basic Access Keys are derived from the MRZ data defined by the TOE environment and are loaded into the TOE by the Personalization Agent. Therefore the sufficient quality of these keys has to result from the MRZ data’s entropy. Any attack based on decision of the ‘ICAO Doc 9303’ [ICAO\_9303] that the inspection system derives Document Basic Access is ensured by OE.BAC-Keys. Note that the

authorization for reading the biometric data in EF.DG3 and EF.DG4 is only granted after successful Enhanced Access Control. Thus the read access must be prevented even in case of a successful BAC Authentication.

88 **OT.Identification** **Identification and Authentication of the TOE**

The TOE must provide means to store IC Identification and Pre-Personalization Data in its nonvolatile memory. The IC Identification Data must provide a unique identification of the IC during Phase 2 “Manufacturing” and Phase 3 “Personalization of the MRTD”. The storage of the Pre-Personalization data includes writing of the Personalization Agent Key(s). In Phase 4 “Operational Use” the TOE shall identify itself only to a successful authenticated Basic Inspection System or Personalization Agent.

**Application note:** The TOE security objective OT.Identification addresses security features of the TOE to support the life cycle security in the manufacturing and personalization phases. The IC Identification Data are used for TOE identification in Phase 2 “Manufacturing” and for traceability and/or to secure shipment of the TOE from Phase 2 “Manufacturing” into the Phase 3 “Personalization of the MRTD”. The OT.Identification addresses security features of the TOE to be used by the TOE manufacturing. In the Phase 4 “Operational Use” the TOE is identified by the Document Number as part of the printed and digital MRZ. The OT.Identification forbids the output of any other IC (e.g. integrated circuit card serial number ICCSN) or MRTD identifier through the contactless interface before successful authentication as Basic Inspection System or as Personalization Agent.

89 The following TOE security objectives address the protection provided by the MRTD’s chip independent of the TOE environment.

90 **OT.Prot\_Abuse-Func** **Protection against Abuse of Functionality**

After delivery of the TOE to the MRTD Holder, the TOE must prevent the abuse of test and support functions that may be maliciously used to (i) disclose critical User Data, (ii) manipulate critical User Data of the IC Embedded Software, (iii) manipulate Soft-coded IC Embedded Software or (iv) bypass, deactivate, change or explore security features or functions of the TOE. Details of the relevant attack scenarios depend, for instance, on the capabilities of the Test Features provided by the IC Dedicated Test Software which are not specified here.

91 **OT.Prot\_Inf\_Leak** **Protection against Information Leakage**

The TOE must provide protection against disclosure of confidential TSF data stored and/or processed in the MRTD’s chip:

- by measurement and analysis of the shape and amplitude of signals or the time between events found by measuring signals on the electromagnetic field, power consumption, clock, or I/O lines and
- by forcing a malfunction of the TOE and/or
- by a physical manipulation of the TOE.

**Application note:** This objective pertains to measurements with subsequent complex signal processing due to normal operation of the TOE or operations enforced by an attacker. Details correspond to an analysis of attack scenarios which is not given here.



92 **OT.Prot\_Phys-Tamper** **Protection against Physical Tampering**

The TOE must provide protection of the confidentiality and integrity of the User Data, the TSF Data, and the MRTD's chip Embedded Software. This includes protection against attacks with enhanced-basic attack potential by means of:

- measuring through galvanic contacts which is direct physical probing on the chips surface except on pads being bonded (using standard tools for measuring voltage and current) or
- measuring not using galvanic contacts but other types of physical interaction between charges (using tools used in solid-state physics research and IC failure analysis)
- manipulation of the hardware and its security features, as well as
- controlled manipulation of memory contents (User Data, TSF Data)

with a prior

- reverse engineering to understand the design and its properties and functions.

93 **OT.Prot\_Malfunction** **Protection against Malfunctions**

The TOE must ensure its correct operation. The TOE must prevent its operation outside the normal operating conditions where reliability and secure operation has not been proven or tested. This is to prevent errors. The environmental conditions may include external energy (esp. electromagnetic) fields, voltage (on any contacts), clock frequency, or temperature.

**Application note:** A malfunction of the TOE may also be caused using a direct interaction with elements on the chip surface. This is considered as being a manipulation (refer to the objective OT.Prot\_Phys-Tamper) provided that detailed knowledge about the TOE's internals.

94 **OT.Active\_Auth\_MRTD\_Proof** **Proof of MRTD's chip authenticity by Active Authentication**

The TOE shall support the Inspection Systems to verify the identity and authenticity of the MRTD's chip as issued by the identified issuing State or Organization by means of the Active Authentication as defined in 'ICAO Doc 9303' [ICAO\_9303].

## 8.2 Security Objectives for the Operational Environment

### Issuing State or Organization

95 The issuing State or Organization will implement the following security objectives of the TOE environment.

96 **OE.MRTD\_Manufact** **Protection of the MRTD Manufacturing**

97 Appropriate functionality testing of the TOE shall be used in step 4 to 6.

During all manufacturing and test operations, security procedures shall be used through phases 4, 5 and 6 to maintain confidentiality and integrity of the TOE and its manufacturing and test data.

98 **OE.MRTD\_Delivery** **Protection of the MRTD delivery**

Procedures shall ensure protection of TOE material/information under delivery including the following objectives:

- non-disclosure of any security relevant information,
- identification of the element under delivery,
- meet confidentiality rules (confidentiality level, transmittal form, reception acknowledgment),
- physical protection to prevent external damage,
- secure storage and handling procedures (including rejected TOE's),
- traceability of TOE during delivery including the following parameters:
  - origin and shipment details,
  - reception, reception acknowledgement,
  - location material/information.

Procedures shall ensure that corrective actions are taken in case of improper operation in the delivery process (including if applicable any non-conformance to the confidentiality convention) and highlight all non-conformance to this process. Procedures shall ensure that people (shipping department, carrier, reception department) dealing with the procedure for delivery have got the required skill, training and knowledge to meet the procedure requirements and be able to act fully in accordance with the above expectations.

99 **OE.Personalization**

**Personalization of logical MRTD**

The issuing State or Organization must ensure that the Personalization Agents acting on behalf of the issuing State or Organization (i) establish the correct identity of the holder and create biographical data for the MRTD, (ii) enroll the biometric reference data of the MRTD holder i.e. the portrait, the encoded finger image(s) and/or the encoded iris image(s) and (iii) personalize the MRTD for the holder together with the defined physical and logical security measures to protect the confidentiality and integrity of these data.

100 **OE.Pass\_Auth\_Sign**

**Authentication of logical MRTD by Signature**

The issuing State or Organization must (i) generate a cryptographic secure Country Signing CA Key Pair, (ii) ensure the secrecy of the Country Signing CA Private Key and sign Document Signer Certificates in a secure operational environment, and (iii) distribute the Certificate of the Country Signing CA Public Key to receiving States and Organizations maintaining its authenticity and integrity. The issuing State or Organization must (i) generate a cryptographic secure Document Signer Key Pair and ensure the secrecy of the Document Signer Private Keys, (ii) sign Document Security Objects of genuine MRTD in a secure operational environment only and (iii) distribute the Certificate of the Document Signer Public Key to receiving States and Organizations. The digital signature in the Document Security Object relates all data in the data in EF.DG1 to EF.DG16 if stored in the LDS according to [ICAO\_9303].

101 **OE.BAC-Keys**

**Cryptographic quality of Basic Access Control Keys**

The Document Basic Access Control Keys being generated and imported by the issuing State or Organization have to provide sufficient cryptographic strength. As a consequence of the 'ICAO Doc 9303' [ICAO\_9303] the Document Basic Access Control Keys are derived from a defined subset of the individual printed MRZ data. It has to be ensured that these data provide sufficient entropy to withstand any attack based on the decision that

the inspection system has to derive Document Basic Access Keys from the printed MRZ data with enhanced basic attack potential.

**102 OE.Active\_Auth\_Sign      Active Authentication of logical MRTD by Signature**

The issuing State or Organization has to establish the necessary public key infrastructure in order to (i) generate the MRTD's Active Authentication Key Pair, (ii) ensure the secrecy of the MRTD's Active Authentication Private Key, sign and store the Active Authentication Public Key in the Active Authentication Public Key data in EF.DG15 and (iii) support inspection systems of receiving States or organizations to verify the authenticity of the MRTD's chip used for genuine MRTD by certification of the Active Authentication Public Key by means of the Document Security Object.

**Receiving State or Organization**

The receiving State or Organization will implement the following security objectives of the TOE environment.

**103 OE.Exam\_MRTD      Examination of the MRTD passport book**

The inspection system of the receiving State or Organization must examine the MRTD presented by the traveler to verify its authenticity by means of the physical security measures and to detect any manipulation of the physical MRTD. The Basic Inspection System for global interoperability (i) includes the Country Signing Public Key and the Document Signer Public Key of each issuing State or Organization, and (ii) implements the terminal part of the Basic Access Control.

**104 OE.Passive\_Auth\_Verif      Verification by Passive Authentication**

The border control officer of the receiving State uses the inspection system to verify the traveler as MRTD holder. The inspection systems must have successfully verified the signature of Document Security Objects and the integrity data elements of the logical MRTD before they are used. The receiving States and Organizations must manage the Country Signing Public Key and the Document Signer Public Key maintaining their authenticity and availability in all inspection systems.

**105 OE.Prot\_Logical\_MRTD      Protection of data from the logical MRTD**

The inspection system of the receiving State or Organization ensures the confidentiality and integrity of the data read from the logical MRTD. The receiving State examining the logical MRTD being under Basic Access Control will use inspection systems which implement the terminal part of the Basic Access Control and use the secure messaging with fresh generated keys for the protection of the transmitted data (i.e. Basic Inspection Systems)

**106 OE.Active\_Auth\_Verif      Verification by Active Authentication**

The inspection systems to check the MRTD authenticity may use the active authentication verification, this is a stronger mechanism to guaranty the authenticity of the MRTD.

### 8.3 Security Objective Rationale

107 The following table provides an overview for security objectives coverage.

	OT.AC_Pers	OT.Data_Int	OT.Data_Conf	OT.Identification	OT.Prot_Abuse-Func	OT.Prot_Inf_Leak	OT.Prot_Phys-Tamper	OT.Prot_Malfunction	OT.Active_Auth_MRTD_Proof	OE.MRTD_Manufact	OE.MRTD_Delivery	OE.Personalization	OE.Pass_Auth_Sign	OE.BAC+Keys	OE.Exam_MRTD	OE.Passive_Auth_Verif	OE.Prot_Logical_MRTD	OE.Active_Auth_Sign	OE.Active_Auth_Verif
T.Chip_ID				X										X					
T.Skimming			X											X					
T.Eavesdropping			X																
T.Forgery	X	X					X						X		X	X			
T.Abuse-Func					X							X							
T.Information_Leakage						X													
T.Phys-Tamper							X												
T.Malfunction								X											
P.Manufact				X															
P.Personalization	X			X								X							
P.Personal_Data		X	X																
P.Active_Auth									X									X	X
A.MRTD_Manufact										X									
A.MRTD_Delivery											X								
A.Pers_Agent												X							
A.Insp_Sys															X		X		
A.BAC+Keys														X					

Table 1: Security Objectives Rationale

- 108 The OSP **P.Manufact** “Manufacturing of the MRTD’s chip” requires a unique identification of the IC by means of the Initialization Data and the writing of the Pre-personalization Data as being fulfilled by OT.Identification.
- 109 The OSP **P.Personalization** “Personalization of the MRTD by issuing State or Organization only” addresses the (i) the enrolment of the logical MRTD by the Personalization Agent as described in the security objective for the TOE environment **OE.Personalization** “Personalization of logical MRTD”, and (ii) the access control for the user data and TSF data as described by the security objective **OT.AC\_Pers** “Access Control for Personalization of logical MRTD”. Note the manufacturer equips the TOE with the Personalization Agent Key(s) according to **OT.Identification** “Identification and Authentication of the TOE”. The security objective **OT.AC\_Pers** limits the management of TSF data and management of TSF to the Personalization Agent.
- 110 The OSP **P.Personal\_Data** “Personal data protection policy” requires the TOE (i) to support the protection of the confidentiality of the logical MRTD by means of the Basic Access Control and (ii) enforce the access control for reading as decided by the issuing State or Organization. This policy is implemented by the security objectives **OT.Data\_Int** “Integrity of personal data” describing the unconditional protection of the integrity of the stored data and during transmission. The security objective **OT.Data\_Confidentiality** “Confidentiality of personal data” describes the protection of the confidentiality.

- 111 The OSP **P.Active\_Auth** “Active Authentication” addresses the active authentication protocol as described in [ICAO\_9303]. The TOE environment will detect partly forged logical MRTD data by means of digital signature which will be created according to **OE.Active\_Auth\_Sign** “Active Authentication of logical MRTD by Signature” and verified by the inspection system according to **OE.Active\_Auth\_Verif** “Verification by Active Authentication”. This is possible only because genuine TOE enforce Active Authentication as specified in **OT.Active\_Auth\_Proof**.
- 112 The threat **T.Chip\_ID** “Identification of MRTD’s chip” addresses the trace of the MRTD movement by identifying remotely the MRTD’s chip through the contactless communication interface. This threat is countered as described by the security objective **OT.Identification** by Basic Access Control using sufficiently strong derived keys as required by the security objective for the environment **OE.BAC-Keys**.
- 113 The threat **T.Skimming** “Skimming digital MRZ data or the digital portrait” and **T.Eavesdropping** “Eavesdropping to the communication between TOE and inspection system” address the reading of the logical MRTD through the contactless interface or listening the communication between the MRTD’s chip and a terminal. This threat is countered by the security objective **OT.Data\_Conf** “Confidentiality of personal data” through Basic Access Control using sufficiently strong derived keys as required by the security objective for the environment **OE.BAC-Keys**
- 114 The threat **T.Forgery** “Forgery of data on MRTD’s chip” addresses the fraudulent alteration of the complete stored logical MRTD or any part of it. The security objective **OT.AC\_Pers** “Access Control for Personalization of logical MRTD” requires the TOE to limit the write access for the logical MRTD to the trustworthy Personalization Agent (cf. OE.Personalization). The TOE will protect the integrity of the stored logical MRTD according the security objective **OT.Data\_Int** “Integrity of personal data” and **OT.Prot\_Phys-Tamper** “Protection against Physical Tampering”. The examination of the presented MRTD passport book according to **OE.Exam\_MRTD** “Examination of the MRTD passport book” shall ensure that passport book does not contain a sensitive contactless chip which may present the complete unchanged logical MRTD. The TOE environment will detect partly forged logical MRTD data by means of digital signature which will be created according to **OE.Pass\_Auth\_Sign** “Authentication of logical MRTD by Signature” and verified by the inspection system according to **OE.Passive\_Auth\_Verif** “Verification by Passive Authentication”.
- 115 The threat **T.Abuse-Func** “Abuse of Functionality” addresses attacks using the MRTD’s chip as production material for the MRTD and misuse of the functions for personalization in the operational state after delivery to MRTD holder to disclose or to manipulate the logical MRTD. This threat is countered by **OT.Prot\_Abuse-Func** “Protection against Abuse of Functionality”. Additionally this objective is supported by the security objective for the TOE environment: **OE.Personalization** “Personalization of logical MRTD” ensuring that the TOE security functions for the initialization and the personalization are disabled and the security functions for the operational state after delivery to MRTD holder are enabled according to the intended use of the TOE.
- 116 The threats **T.Information\_Leakage** “Information Leakage from MRTD’s chip”, **T.Phys-Tamper** “Physical Tampering” and **T.Malfunction** “Malfunction due to Environmental Stress” are typical for integrated circuits like smart cards under direct attack with high attack potential. The protection of the TOE against these threats is addressed by the directly related security objectives **OT.Prot\_Inf\_Leak** “Protection against Information Leakage”, **OT.Prot\_Phys-Tamper** “Protection against Physical Tampering” and **OT.Prot\_Malfunction** “Protection against Malfunctions”.
- 117 **OT.Active\_Auth\_MRTD\_Proof** “Proof of MRTD’s chip authenticity by Active Authentication” using a authentication key pair to be generated by the issuing State or Organization. The Public Active Authentication Key has to be written into EF.DG15 The TOE environment will also detect partly forged logical MRTD data by means of digital signature which will be created according to **OE.Active\_Auth\_Sign** “Active Authentication

of logical MRTD by Signature” and verified by the inspection system according to **OE.Active\_Auth\_Verif** “Verification by Active Authentication”.

- 118 The assumption **A.MRTD\_Manufact** “MRTD manufacturing on step 4 to 6” is covered by the security objective for the TOE environment **OE.MRTD\_Manufact** “Protection of the MRTD Manufacturing” that requires to use security procedures during all manufacturing steps.
- 119 The assumption **A.MRTD\_Delivery** “MRTD delivery during step 4 to 6” is covered by the security objective for the TOE environment **OE.MRTD\_Delivery** “Protection of the MRTD delivery” that requires to use security procedures during delivery steps of the MRTD.
- 120 The assumption **A.Pers\_Agent** “Personalization of the MRTD’s chip” is covered by the security objective for the TOE environment **OE.Personalization** “Personalization of logical MRTD” including the enrolment, the protection with digital signature and the storage of the MRTD holder personal data.
- 121 The examination of the MRTD passport book addressed by the assumption **A.Insp\_Sys** “Inspection Systems for global interoperability” is covered by the security objectives for the TOE environment **OE.Exam\_MRTD** “Examination of the MRTD passport book”. The security objectives for the TOE environment **OE.Prot\_Logical\_MRTD** “Protection of data from the logical MRTD” will require the Basic Inspection System to implement the Basic Access Control and to protect the logical MRTD data during the transmission and the internal handling.
- 122 The assumption **A.BAC-Keys** “Cryptographic quality of Basic Access Control Keys” is directly covered by the security objective for the TOE environment **OE.BAC-Keys** “Cryptographic quality of Basic Access Control Keys” ensuring the sufficient key quality to be provided by the issuing State or Organization.

## 9. EXTENDED COMPONENTS DEFINITION

123 This Security Target uses components defined as extensions in [CC\_P2]. All these extended components are drawn from [PP-0055]. The extended components FAU\_SAS, FCS\_RND, FMT\_LIM and FPT\_EMS are defined below.

### 9.1 Definition of the Family FAU\_SAS Audit Data Storage

124 To define the security functional requirements of the TOE a sensitive family (FAU\_SAS) of the Class FAU (Security Audit) is defined here. This family describes the functional requirements for the storage of audit data. It has a more general approach than FAU\_GEN, because it does not necessarily require the data to be generated by the TOE itself and because it does not give specific details of the content of the audit records.

125 The family “Audit data storage (FAU\_SAS)” is specified as follows.

FAU\_SAS Audit data storage

Family behavior

This family defines functional requirements for the storage of audit data.

Component leveling



FAU\_SAS.1 Requires the TOE to provide the possibility to store audit data.

Management: FAU\_SAS.1

There are no management activities foreseen.

Audit: FAU\_SAS.1

There are no actions defined to be auditable.

#### FAU\_SAS.1 Audit storage

Hierarchical to: No other components.

Dependencies: No dependencies.

FAU\_SAS.1.1 The TSF shall provide [assignment: authorized users] with the capability to store [assignment: list of audit information] in the audit records.

## 9.2 Definition of the Family FCS\_RND Generation of random numbers

126 To define the IT security functional requirements of the TOE a sensitive family (FCS\_RND) of the Class FCS (cryptographic support) is defined here. This family describes the functional requirements for random number generation used for cryptographic purposes. The component FCS\_RND is not limited to generation of cryptographic keys unlike the component FCS\_CKM.1. The similar component FIA\_SOS.2 is intended for non-cryptographic use.

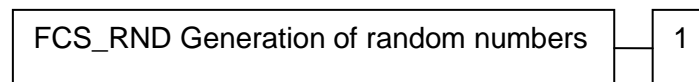
127 The family “Generation of random numbers (FCS\_RND)” is specified as follows.

### FCS\_RND Generation of random numbers

Family behaviour:

This family defines quality requirements for the generation of random numbers which are intended to be used for cryptographic purposes.

Component leveling:



FCS\_RND.1 Generation of random numbers requires that the random number generator implements defined security capabilities and that the random numbers meet a defined quality metric.

Management: FCS\_RND.1  
There are no management activities foreseen.

Audit: FCS\_RND.1  
There are no actions defined to be auditable.

### FCS\_RND.1 Quality metric for random numbers

Hierarchical to: No other components.

Dependencies: No dependencies.

FCS\_RND.1.1 The TSF shall provide a mechanism to generate random numbers that meet [assignment: *a defined quality metric*].



### 9.3 Definition of the Family FMT\_LIM Limited capabilities and availability

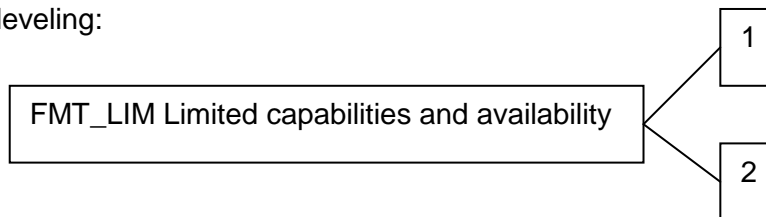
- 128 The family FMT\_LIM describes the functional requirements for the Test Features of the TOE. The new functional requirements were defined in the class FMT because this class addresses the management of functions of the TSF. The examples of the technical mechanism used in the TOE show that no other class is appropriate to address the specific issues of preventing the abuse of functions by limiting the capabilities of the functions and by limiting their availability.
- 129 The family “Limited capabilities and availability (FMT\_LIM)” is specified as follows.

#### FMT\_LIM Limited capabilities and availability

Family behaviour:

This family defines requirements that limit the capabilities and availability of functions in a combined manner. Note, that FDP\_ACF restricts the access to functions whereas the Limited capability of this family requires the functions themselves to be designed in a specific manner.

Component leveling:



FMT\_LIM.1 Limited capabilities require that the TSF is built to provide only the capabilities (perform action, gather information) which are necessary for its genuine purpose.

FMT\_LIM.2 Limited availability requires that the TSF restrict the use of functions (refer to Limited capabilities (FMT\_LIM.1)). This can be achieved, for instance, by removing or by disabling functions in a specific phase of the TOE’s lifecycle.

Management: FMT\_LIM.1, FMT\_LIM.2

There are no management activities foreseen.

Audit: FMT\_LIM.1, FMT\_LIM.2

There are no actions defined to be auditable.

- 130 To define the IT security functional requirements of the TOE a sensitive family (FMT\_LIM) of the Class FMT (Security Management) is defined here. This family describes the functional requirements for the Test Features of the TOE. The new functional requirements were defined in the class FMT because this class addresses the management of functions of the TSF. The examples of the technical mechanism used in the TOE show that no other class is appropriate to address the specific issues of preventing the abuse of functions by limiting the capabilities of the functions and by limiting their availability.

131 The TOE Functional Requirement “Limited capabilities (FMT\_LIM.1)” is specified as follows.

#### **FMT\_LIM.1 Limited capabilities**

Hierarchical to: No other components.

Dependencies: FMT\_LIM.2 Limited availability.

FMT\_LIM.1.1 The TSF shall be designed in a manner that limits their capabilities so that in conjunction with “Limited availability (FMT\_LIM.2)” the following policy is enforced [assignment: *Limited capability and availability policy*].

132 The TOE Functional Requirement “Limited availability (FMT\_LIM.2)” is specified as follows.

#### **FMT\_LIM.2 Limited availability**

Hierarchical to: No other components.

Dependencies: FMT\_LIM.1 Limited capabilities.

FMT\_LIM.2.1 The TSF shall be designed in a manner that limits their availability so that in conjunction with “Limited capabilities (FMT\_LIM.1)” the following policy is enforced [assignment: *Limited capability and availability policy*].

#### **Application Note:**

The functional requirements FMT\_LIM.1 and FMT\_LIM.2 assume that there are two types of mechanisms (limited capabilities and limited availability) which together shall provide protection in order to enforce the policy. This also allows that

1. the TSF is provided without restrictions in the product in its user environment but its capabilities are so limited that the policy is enforced,

or conversely,

2. the TSF is designed with test and support functionality that is removed from, or disabled in, the product prior to the Operational Use Phase.

The combination of both requirements shall enforce the policy.

## 9.4 Definition of the Family FPT\_EMS TOE Emanation

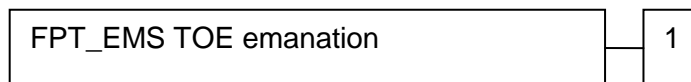
133 The sensitive family FPT\_EMS (TOE Emanation) of the Class FPT (Protection of the TSF) is defined here to describe the IT security functional requirements of the TOE. The TOE shall prevent attacks against the TOE and other secret data where the attack is based on external observable physical phenomena of the TOE. Examples of such attacks are evaluation of TOE's electromagnetic radiation, simple power analysis (SPA), differential power analysis (DPA), timing attacks, etc. This family describes the functional requirements for the limitation of intelligible emanations which are not directly addressed by any other component of [CC\_P2].

134 The family "TOE Emanation (FPT\_EMS)" is specified as follows.

Family behaviour:

This family defines requirements to mitigate intelligible emanations.

Component leveling:



FPT\_EMS.1 TOE emanation has two constituents:

FPT\_EMS.1.1 Limit of Emissions requires to not emit intelligible emissions enabling access to TSF data or user data.

FPT\_EMS.1.2 Interface Emanation requires to not emit interface emanation enabling access to TSF data or user data.

Management: FPT\_EMS.1

There are no management activities foreseen.

Audit: FPT\_EMS.1

There are no actions defined to be auditable.

### FPT\_EMS.1 TOE Emanation

Hierarchical to: No other components.

Dependencies: No dependencies.

FPT\_EMS.1.1 The TOE shall not emit [assignment: *types of emissions*] in excess of [assignment: *specified limits*] enabling access to [assignment: *list of types of TSF data*] and [assignment: *list of types of user data*].

FPT\_EMS.1.2 The TSF shall ensure [assignment: *type of users*] are unable to use the following interface [assignment: *type of connection*] to gain access to [assignment: *list of types of TSF data*] and [assignment: *list of types of user data*].

## 10. SECURITY REQUIREMENTS

## 10.1 Overview

- 135 This part of the PP defines the detailed security requirements that shall be satisfied by the TOE. The statement of **TOE security requirements** shall define the *functional* and *assurance* security requirements that the TOE needs to satisfy in order to meet the security objectives for the TOE.
- 136 The CC allows several operations to be performed on functional requirements; *refinement*, *selection*, *assignment*, and *iteration* are defined in section 8.1 of Part 1 of the Common Criteria [CC\_P1] Each of these operations is used in this ST.
- 137 The **refinement** operation is used to add detail to a requirement, and thus further restricts a requirement. Refinements of security requirements are denoted in such a way that added words are in **bold text** and removed are ~~crossed-out~~.
- 138 The **selection** operation is used to select one or more options provided by the CC in stating a requirement. Selections having been made by the PP author are denoted as underlined text. Selections made by the ST author appear *slanted and underlined*.
- 139 The **assignment** operation is used to assign a specific value to an unspecified parameter, such as the length of a password. Assignments having been made by the PP author are denoted by showing as underlined text. Assignments made by the ST author appear *slanted and underlined*.
- 140 The **iteration** operation is used when a component is repeated with varying operations. Iteration is denoted by showing a slash “/”, and the iteration indicator after the component identifier.
- 141 This part defines the detailed security requirements that are satisfied by the TOE. These requirements comprise functional components from [CC\_P2]
- 142 Extended components as defined in Chapter 9, and the assurance components as defined for the Evaluation Assurance Level EAL4 from [CC\_P3] augmented by ALC\_DVS.2
- 143 The definition of the subjects “Manufacturer”, “Personalization Agent”, “Basic Inspection System” and “Terminal” used in the following chapter is given in section 7. Note, that all these subjects are acting for homonymous external entities. The operations “write”, “read”, “modify”, and “disable read access” are used in accordance with the general linguistic usage. The operations “transmit”, “receive” and “authenticate” are originally taken from [CC\_P2].
- 144 Definition of security attributes:

security attribute	values	meaning
terminal authentication status	none (any Terminal)	default role (i.e. without authorization after start-up)
	Basic Inspection System	Terminal is authenticated as Basic Inspection System after successful Authentication in accordance with the definition in rule 2 of FIA_UAU.5.2.
	Personalization Agent	Terminal is authenticated as Personalization Agent after successful Authentication in accordance with the definition in rule 1 of FIA_UAU.5.2.

**Table 2: Definition of security attributes**

145 The following table summarizes all TOE security functional requirements of this ST:

<b>Class FAU: Security Audit</b>	
FAU_SAS.1	Audit Storage
<b>Class FCS: Cryptographic Support</b>	
FCS_CKM.1	Cryptographic key generation - Generation of Document Basic Access Keys by the TOE
FCS_CKM.4	Cryptographic key destruction - MRTD
FCS_COP.1/SHA	Cryptographic operation - Hash for Key Derivation
FCS_COP.1/ENC	Cryptographic operation – Encryption / Decryption Triple DES
FCS_COP.1/AUTH	Cryptographic operation – Authentication
FCS_COP.1/MAC	Cryptographic operation – Retail MAC
FCS_COP.1/AA	Cryptographic operation – Active Authentication
FCS_RND.1	Random number generation
<b>Class FIA: Identification and Authentication</b>	
FIA_UID.1	Timing of identification
FIA_UAU.1	Timing of authentication
FIA_UAU.4	Single-use authentication mechanism – Single-use authentication of the Terminal by the TOE
FIA_UAU.5	Multiple authentication mechanisms
FIA_UAU.6	Re-authenticating of Terminal by the TOE
FIA_AFL.1	Authentication failure handling
<b>Class FDP: User Data Protection</b>	
FDP_ACC.1	Subset access control – Basic Access Control
FDP_ACF.1	Basic Security attribute based access control - Basic Access Control
FDP_UCT.1	Basic data exchange confidentiality - MRTD
FDP_UIT.1	Data exchange integrity - MRTD
<b>Class FMT: Security Management</b>	
FMT_SMF.1	Specification of management functions
FMT_SMR.1	Security roles
FMT_LIM.1	Limited capabilities
FMT_LIM.2	Limited availability
FMT_MTD.1/INI_ENA	Management of TSF data – Writing of initialization data and personalization data
FMT_MTD.1/INI_DIS	Management of TSF data – Disabling of Read Access to Initialization Data and Pre-personalization Data
FMT_MTD.1/KEY_WRITE	Management of TSF data – Key Write
FMT_MTD.1/KEY_READ	Management of TSF data – Key Read
<b>Class FPT: Protection of the TSF</b>	
FPT_EMS.1	TOE emanation
FPT_FLS.1	Failure with preservation of secure state
FPT_TST.1	TSF testing
FPT_PHP.3	Resistance to physical attack

**Table 3: SFR Overview**

146 This section on security functional requirements for the TOE is split into sub-section following the main security functionality.

## 10.2 Class FAU Security Audit

147 The TOE shall meet the requirement “Audit storage (FAU\_SAS.1)” as specified below (Common Criteria Part 2 extended).

### FAU\_SAS.1 Audit storage

Hierarchical to: No other components.

Dependencies: No dependencies.

FAU\_SAS.1.1 The TSF shall provide the Manufacturer<sup>2</sup> with the capability to store the IC Identification Data<sup>3</sup> in the audit records.

- 148 **Application note:** The Manufacturer role is the default user identity assumed by the TOE in the Phase 2 Manufacturing. The IC manufacturer and the MRTD manufacturer in the Manufacturer role write the Initialization Data and/or Pre-personalization Data as TSF Data of the TOE. The audit records are write-only-once data of the MRTD's chip (see FMT\_MTD.1/INI\_DIS).

### 10.3 Class Cryptographic Support (FCS)

- 149 The TOE shall meet the requirement “Cryptographic key generation (FCS\_CKM.1)” as specified below (Common Criteria Part 2). The iterations are caused by different cryptographic key generation algorithms to be implemented and key to be generated by the TOE.

#### FCS\_CKM.1 Cryptographic key generation – Generation of Document Basic Access Keys by the TOE

Hierarchical to: No other components.

Dependencies: [FCS\_CKM.2 Cryptographic key distribution or FCS\_COP.1 Cryptographic operation]  
FCS\_CKM.4 Cryptographic key destruction

FCS\_CKM.1.1 The TSF shall generate cryptographic keys in accordance with a specified cryptographic key generation algorithm Document Basic Access Key Derivation Algorithm<sup>4</sup> and specified cryptographic key sizes 112 bit<sup>5</sup> that meet the following: [ICAO\_9303], normative appendix 5<sup>6</sup>.

- 150 **Application note:** The TOE is equipped with the Document Basic Access Key generated and downloaded by the Personalization Agent. The Basic Access Control Authentication Protocol described in [ICAO\_9303], normative appendix A5.2, produces agreed parameters to generate the Triple-DES key and the Retail-MAC message authentication keys for secure messaging by the algorithm in [ICAO\_9303], Normative appendix A5.1. The algorithm uses the random number RND.ICC generated by TSF as required by FCS\_RND.1.

- 151 The TOE shall meet the requirement “Cryptographic key destruction (FCS\_CKM.4)” as specified below ([CC\_P2]).

#### FCS\_CKM.4 Cryptographic key destruction – MRTD

Hierarchical to: No other components

---

<sup>2</sup> [assignment: *authorized users*]

<sup>3</sup> [assignment: *list of audit information*]

<sup>4</sup> [assignment: *cryptographic key generation algorithm*]

<sup>5</sup> [assignment: *cryptographic key sizes*]

<sup>6</sup> [assignment: *list of standards*]

Dependencies: [FDP\_ITC.1 Import of user data without security attributes, or FDP\_ITC.2 Import of user data with security attributes, or FCS\_CKM.1 Cryptographic key generation]

FCS\_CKM.4.1 The TSF shall destroy cryptographic keys in accordance with a specified cryptographic key destruction method physical deletion by overwriting the memory data with zeros<sup>7</sup> that meets the following: none<sup>8</sup>.

152 **Application Note:** The TOE shall destroy the Triple-DES encryption key and the Retail-MAC message authentication keys for secure messaging.

### 10.3.1 Cryptographic operation (FCS\_COP.1)

153 The TOE shall meet the requirement “Cryptographic operation (FCS\_COP.1)” as specified below ([CC\_P2]). The iterations are caused by different cryptographic algorithms to be implemented by the TOE.

#### FCS\_COP.1/SHA Cryptographic operation – Hash for Key Derivation

Hierarchical to: No other components.

Dependencies: [FDP\_ITC.1 Import of user data without security attributes, or FDP\_ITC.2 Import of user data with security attributes, or FCS\_CKM.1 Cryptographic key generation] FCS\_CKM.4 Cryptographic key destruction

FCS\_COP.1.1/SHA The TSF shall perform hashing<sup>9</sup> in accordance with a specified cryptographic algorithm : SHA-1, SHA-224, SHA-256, SHA-384, SHA-512<sup>10</sup> and cryptographic key sizes 128, 192 and 256 bits<sup>11</sup> that meet the following: FIPS 180-2<sup>12</sup>.

154 **Application Note:** This SFR requires the TOE to implement the hash function SHA-1 for the cryptographic primitive of the Basic Access Control Authentication Mechanism (see also FIA\_UAU.4) according to [ICAO\_9303].

#### FCS\_COP.1/ENC Cryptographic operation – Encryption / Decryption Triple DES

Hierarchical to: No other components.

Dependencies: [FDP\_ITC.1 Import of user data without security attributes, or FDP\_ITC.2 Import of user data with security attributes, or FCS\_CKM.1 Cryptographic key generation] FCS\_CKM.4 Cryptographic key destruction

FCS\_COP.1.1/ENC The TSF shall perform secure messaging (BAC) – encryption and decryption<sup>13</sup> in accordance with a specified cryptographic algorithm

<sup>7</sup> [assignment: *list of cryptographic operations*]

<sup>8</sup> [assignment: *list of standards*]

<sup>9</sup> [assignment: *list of cryptographic operations*]

<sup>10</sup> [assignment: *cryptographic algorithm*]

<sup>11</sup> [assignment: *cryptographic key sizes*]

<sup>12</sup> [assignment: *list of standards*]

<sup>13</sup> [assignment: *list of cryptographic operations*]

Triple-DES in CBC mode<sup>14</sup> and cryptographic key sizes 112 bit<sup>15</sup> that meet the following: [FIPS PUB 46-3] and [ICAO 9303] normative appendix 5, A5.3<sup>16</sup>.

- 155 **Application note:** This SFR requires the TOE to implement the cryptographic primitive for secure messaging with encryption of the transmitted data. The keys are agreed between the TOE and the terminal as part of the Basic Access Control Authentication Mechanism according to the FCS\_CKM.1 and FIA\_UAU.4.

### FCS\_COP.1/AUTH Cryptographic operation – Authentication

Hierarchical to: No other components.

Dependencies: [FDP\_ITC.1 Import of user data without security attributes, or FDP\_ITC.2 Import of user data with security attributes, or FCS\_CKM.1 Cryptographic key generation] FCS\_CKM.4 Cryptographic key destruction

FCS\_COP.1.1/AUTH The TSF shall perform symmetric authentication – encryption and decryption<sup>17</sup> in accordance with a specified cryptographic algorithm AES<sup>18</sup> and cryptographic key sizes: 128 bit<sup>19</sup> that meet the following: [FIPS PUB 197]<sup>20</sup>.

- 156 **Application note:** This SFR requires the TOE to implement the cryptographic primitive for authentication attempt of a terminal as Personalization Agent by means of the symmetric authentication mechanism (cf. FIA\_UAU.4).

### FCS\_COP.1/MAC Cryptographic operation – Retail MAC

Hierarchical to: No other components.

Dependencies: [FDP\_ITC.1 Import of user data without security attributes, or FDP\_ITC.2 Import of user data with security attributes, or FCS\_CKM.1 Cryptographic key generation] FCS\_CKM.4 Cryptographic key destruction

FCS\_COP.1.1/MAC The TSF shall perform secure messaging – message authentication code<sup>21</sup> in accordance with a specified cryptographic algorithm Retail MAC<sup>22</sup> and cryptographic key sizes 112 bit<sup>23</sup> that meet the following: ISO 9797 (MAC algorithm 3, block cipher DES, Sequence Message Counter, padding mode 2)<sup>24</sup>.

- 157 **Application note:** This SFR requires the TOE to implement the cryptographic primitive for secure messaging with encryption and message authentication code over the transmitted data. The key is agreed between the TSF by the Basic Access Control Authentication Mechanism according to the FCS\_CKM.1 and FIA\_UAU.4.

<sup>14</sup> [assignment: *cryptographic algorithm*]

<sup>15</sup> [assignment: *cryptographic key sizes*]

<sup>16</sup> [assignment: *list of standards*]

<sup>17</sup> [assignment: *list of cryptographic operations*]

<sup>18</sup> [assignment: *cryptographic algorithm*]

<sup>19</sup> [assignment: *cryptographic key sizes*]

<sup>20</sup> [assignment: *list of standards*]

<sup>21</sup> [assignment: *list of cryptographic operations*]

<sup>22</sup> [assignment: *cryptographic algorithm*]

<sup>23</sup> [assignment: *cryptographic key sizes*]

<sup>24</sup> [assignment: *list of standards*]



## FCS\_COP.1/AA Cryptographic operation – Active Authentication

Hierarchical to: No other components.

Dependencies: [FDP\_ITC.1 Import of user data without security attributes, or FDP\_ITC.2 Import of user data with security attributes, or FCS\_CKM.1 Cryptographic key generation]:fulfilled by FMT\_MTD.1/KEY\_WRITE  
FCS\_CKM.4 Cryptographic key destruction

FCS\_COP.1.1/AA The TSF shall perform Table 4 column 1<sup>25</sup> in accordance with a specified cryptographic algorithm Table 4 column 2<sup>26</sup> and cryptographic key sizes Table 4 column 3<sup>27</sup> that meet the following standards Table 4 column 4<sup>28</sup>.

<i>list of cryptographic operations</i>	<i>cryptographic algorithm</i>	<i>cryptographic key sizes</i>	<i>list of standards</i>
digital signature creation	RSA CRT	1024 and 2048 bits	[ISO_9796-2]
digital signature creation	ECDSA	192,224,256,320,384,512 and 521 bits	[TR-03111]

Table 4: FCS\_COP.1/AA

### 10.3.2 Random Number Generation (FCS\_RND.1)

158 The TOE shall meet the requirement “Quality metric for random numbers (FCS\_RND.1)” as specified below ([CC\_P2]).

#### FCS\_RND.1 Quality metric for random numbers

Hierarchical to: No other components.

Dependencies: No dependencies.

FCS\_RND.1.1 The TSF shall provide a mechanism to generate random numbers that meet DRG.3 capabilities defined in [AIS31/20] standard<sup>29</sup>.

159 **Application note:** This SFR requires the TOE to generate random numbers used for the authentication protocols as required by FIA\_UAU.4.

## 10.4 Class FIA Identification and Authentication

160 **Application note:** The Table 5 provides an overview on the authentication mechanisms used.

<sup>25</sup> [assignment: *list of cryptographic operations*]

<sup>26</sup> [assignment: *cryptographic algorithm*]

<sup>27</sup> [assignment: *cryptographic key sizes*]

<sup>28</sup> [assignment: *list of standards*]

<sup>29</sup> [assignment: *a defined quality metric*]

Name	SFR for the TOE	Algorithms and key sizes according to [ICAO_9303], normative appendix 5, and [TR-03110-1]
Basic Access Control Authentication Mechanism	FIA_UAU.4 and FIA_UAU.6	Triple-DES, 112 bit keys (cf.FCS_COP.1/ENC) and Retail-MAC, 112 bit keys (cf.FCS_COP.1/MAC)
Symmetric Authentication Mechanism for Personalization Agents	FIA_UAU.4	AES with 128 bit keys (cf. FCS_COP.1/AUTH)

**Table 5: Overview on the authentication mechanisms**

161 The TOE shall meet the requirement “Timing of identification (FIA\_UID.1)” as specified below ([CC\_P2]).

### FIA\_UID.1 Timing of identification

Hierarchical to: No other components.

Dependencies: No dependencies.

FIA\_UID.1.1 The TSF shall allow

1. to read the Initialization Data in Phase 2 “Manufacturing”,
2. to read the random identifier in Phase 3 “Personalization of the MRTD”,
3. to read the random identifier in Phase 4 “Operational Use”<sup>30</sup> on behalf of the user to be performed before the user is identified.

FIA\_UID.1.2 The TSF shall require each user to be successfully identified before allowing any other TSF-mediated actions on behalf of that user.

162 **Application note:** The IC manufacturer and the MRTD manufacturer write the Initialization Data and/or Pre-personalization Data in the audit records of the IC during the Phase 2 “TOE Manufacturing”. The audit records can be written only in the Phase 2 Manufacturing of the TOE. At this time the Manufacturer is the only user role available for the TOE. The MRTD manufacturer may create the user role Personalization Agent for transition from Phase 2 to Phase 3 “Personalization of the MRTD”. The users in role Personalization Agent identify themselves by means of selecting the authentication key. After personalization in the Phase 3 (i.e. writing the digital MRZ and the Document Basic Access Keys) the user role Basic Inspection System is created by writing the Document Basic Access Keys. The Basic Inspection System is identified as default user after power up or reset of the TOE i.e. the TOE will use the Document Basic Access Key to authenticate the user as Basic Inspection System.

163 **Application note:** In the “TOE Operational Use” phase the MRTD must not allow anybody to read the ICCSN, the MRTD identifier or any other unique identification before the user is authenticated as Basic Inspection System (cf. T.Chip\_ID). Note that the terminal and the MRTD’s chip use a (randomly chosen) identifier for the communication channel to allow the terminal to communicate with more than one RFID. If this identifier is randomly selected it will not violate the OT.Identification. If this identifier is fixed the ST writer should consider the possibility to misuse this identifier to perform attacks addressed by T.Chip\_ID.

164 The TOE shall meet the requirement “Timing of authentication (FIA\_UAU.1)” as specified below ([CC\_P2]).

<sup>30</sup> [assignment: *list of TSF-mediated actions*]

## FIA\_UAU.1 Timing of authentication

Hierarchical to: No other components.

Dependencies: FIA\_UID.1 Timing of identification.

FIA\_UAU.1.1 The TSF shall allow

1. to read the Initialization Data in Phase 2 “Manufacturing”.
2. to read the random identifier in Phase 3 “Personalization of the MRTD”.
3. to read the random identifier in Phase 4 “Operational Use”<sup>31</sup>  
on behalf of the user to be performed before the user is authenticated.

FIA\_UAU.1.2 The TSF shall require each user to be successfully authenticated before allowing any other TSF-mediated actions on behalf of that user.

165 **Application note:** The Basic Inspection System and the Personalization Agent authenticate themselves.

166 The TOE shall meet the requirements of “Single-use authentication mechanisms (FIA\_UAU.4)” as specified below ([CC\_P2]).

## FIA\_UAU.4 Single-use authentication mechanisms - Single-use authentication of the Terminal by the TOE

Hierarchical to: No other components.

Dependencies: No dependencies.

FIA\_UAU.4.1 The TSF shall prevent reuse of authentication data related to

1. Basic Access Control Authentication Mechanism.
2. Authentication Mechanism based on AES<sup>32</sup>.

167 **Application note:** The authentication mechanisms may use either a challenge freshly and randomly generated by the TOE to prevent reuse of a response generated by a terminal in a successful authentication attempt. However, the authentication of Personalisation Agent may rely on other mechanisms ensuring protection against replay attacks, such as the use of an internal counter as a diversifier.

168 **Application note:** The Basic Access Control Mechanism is a mutual device authentication mechanism defined in [ICAO\_9303]. In the first step the terminal authenticates itself to the MRTD’s chip and the MRTD’s chip authenticates to the terminal in the second step. In this second step the MRTD’s chip provides the terminal with a challenge-response-pair which allows a unique identification of the MRTD’s chip with some probability depending on the entropy of the Document Basic Access Keys. Therefore the TOE shall stop further communications if the terminal is not successfully authenticated in the first step of the protocol to fulfill the security objective OT.Identification and to prevent T.Chip\_ID.

169 The TOE shall meet the requirement “Multiple authentication mechanisms (FIA\_UAU.5)” as specified below ([CC\_P2]).

## FIA\_UAU.5 Multiple authentication mechanisms

Hierarchical to: No other components.

Dependencies: No dependencies.

---

<sup>31</sup> [assignment: *list of TSF-mediated actions*]

<sup>32</sup> [assignment: *identified authentication mechanism(s)*]

FIA\_UAU.5.1 The TSF shall provide  
1. Basic Access Control Authentication Mechanism  
2. Symmetric Authentication Mechanism based on AES<sup>33</sup>  
to support user authentication.

FIA\_UAU.5.2 The TSF shall authenticate any user's claimed identity according to the following rules:  
1. the TOE accepts the authentication attempt as Personalization Agent by one of the following mechanism(s) *the Symmetric Authentication Mechanism with the Personalization Agent Key*<sup>34</sup>.  
2. the TOE accepts the authentication attempt as Basic Inspection System only by means of the Basic Access Control Authentication Mechanism with the Document Basic Access Keys<sup>35</sup>.

- 170 **Application note:** The Basic Access Control Mechanism includes the secure messaging for all commands exchanged after successful authentication of the inspection system. The Personalization Agent may use Symmetric Authentication Mechanism without secure messaging mechanism as well if the personalization environment prevents eavesdropping to the communication between TOE and personalization terminal. The Basic Inspection System may use the Basic Access Control Authentication Mechanism with the Document Basic Access Keys.
- 171 The TOE shall meet the requirement "Re-authenticating (FIA\_UAU.6)" as specified below ([CC\_P2]).

#### **FIA\_UAU.6 Re-authenticating – Re-authenticating of Terminal by the TOE**

Hierarchical to: No other components.

Dependencies: No dependencies.

FIA\_UAU.6.1 The TSF shall re-authenticate the user under the conditions each command sent to the TOE during a BAC mechanism based communication after successful authentication of the terminal with Basic Access Control Authentication Mechanism<sup>36</sup>.

- 172 **Application note:** The Basic Access Control Mechanism specified in [ICAO\_9303] includes the secure messaging for all commands exchanged after successful authentication of the Inspection System. The TOE checks by secure messaging in MAC\_ENC mode each command based on Retail-MAC whether it was sent by the successfully authenticated terminal (see FCS\_COP.1/MAC for further details). The TOE does not execute any command with incorrect message authentication code. Therefore the TOE re-authenticates the user for each received command and accepts only those commands received from the previously authenticated BAC user.
- 173 **Application note:** Note that in case the TOE should also fulfill [PP-0056] the BAC communication might be followed by a Chip Authentication mechanism establishing a new secure messaging that is distinct from the BAC based communication. In this case the condition in FIA\_UAU.6 above should not contradict to the option that commands are sent

---

<sup>33</sup> [assignment: *list of multiple authentication mechanisms*]

<sup>34</sup> [selection: *the Basic Access Control Authentication Mechanism with the Personalization Agent Keys, the Symmetric Authentication Mechanism with the Personalization Agent Key, [assignment other]*]

<sup>35</sup> [assignment: *rules describing how the multiple authentication mechanisms provide authentication*]

<sup>36</sup> [assignment: *list of conditions under which re-authentication is required*]

to the TOE that are no longer meeting the BAC communication but are protected by a more secure communication channel established after a more advanced authentication process.

- 174 The TOE shall meet the requirement “Authentication failure handling (FIA\_AFL.1)” as specified below ([CC\_P2]).

### **FIA\_AFL.1 Authentication failure handling**

Hierarchical to: No other components.

Dependencies: FIA\_UAU.1 Timing of authentication

FIA\_AFL.1.1 The TSF shall detect when an positive integer equal to 1<sup>37</sup> of unsuccessful authentication attempts occur related to the Personalization Agent authentication and the Basic Inspection System authentication<sup>38</sup>.

FIA\_AFL.1.2 When the defined number of unsuccessful authentication attempts has been met<sup>39</sup>, the TSF shall wait for an administrator configurable time between the receiving the terminal challenge and sending the TSF response during the BAC authentication attempts<sup>40</sup>.

- 175 **Application note:** In this ST the open operations in the SFR FIA\_AFL.1.1 and FIA\_AFL.1.2 have been assigned to ensure the strength of authentication function as terminal part of the Basic Access Control Authentication Protocol to resist enhanced basic attack potential.

## **10.5 Class FDP User Data Protection**

### **10.5.1.1. Subset access control (FDP\_ACC.1)**

- 176 The TOE shall meet the requirement “Subset access control (FDP\_ACC.1)” as specified below ([CC\_P2]).

### **FDP\_ACC.1 Subset access control – Basic Access control**

Hierarchical to: No other components.

Dependencies: FDP\_ACF.1 Security attribute based access control

FDP\_ACC.1.1 The TSF shall enforce the Basic Access Control SFP<sup>41</sup> on terminals gaining write, read and modification access to data in the EF.COM, EF.SOD, EF.DG1 to EF.DG16 of the logical MRTD<sup>42</sup>.

### **10.5.1.2. Security attribute based access control (FDP\_ACF.1)**

- 177 The TOE shall meet the requirement “Security attribute based access control (FDP\_ACF.1)” as specified below ([CC\_P2]).

---

<sup>37</sup> [assignment: *range of acceptable value*]

<sup>38</sup> [assignment: *list of authentication event*]

<sup>39</sup> [assignment: *met or surpassed*]

<sup>40</sup> [assignment: *list of actions*]

<sup>41</sup> [assignment: *access control SFP*]

<sup>42</sup> [assignment: *list of subjects, objects, and operations among subjects and objects covered by the SFP*]

## FDP\_ACF.1 Basic Security attribute based access control – Basic Access Control

Hierarchical to: No other components.

Dependencies: FDP\_ACC.1 Subset access control  
FMT\_MSA.3 Static attribute initialization

FDP\_ACF.1.1 The TSF shall enforce the Basic Access Control SFP<sup>43</sup> to objects based on the following:

1. Subjects:
  - a. Personalization Agent,
  - b. Basic Inspection System,
  - c. Terminal,
2. Objects:
  - a. data EF.DG1 to EF.DG16 of the logical MRTD,
  - b. data in EF.COM,
  - c. data in EF.SOD,
3. Security attributes
  - a. authentication status of terminals<sup>44</sup>.

FDP\_ACF.1.2 The TSF shall enforce the following rules to determine if an operation among controlled subjects and controlled objects is allowed:

1. the successfully authenticated Personalization Agent is allowed to write and to read the data of the EF.COM, EF.SOD, EF.DG1 to EF.DG16 of the logical MRTD,
2. the successfully authenticated Basic Inspection System is allowed to read the data in EF.COM, EF.SOD, EF.DG1, EF.DG2 and EF.DG5 to EF.DG16 of the logical MRTD<sup>45</sup>.

FDP\_ACF.1.3 The TSF shall explicitly authorise access of subjects to objects based on the following additional rules: none<sup>46</sup>.

FDP\_ACF.1.4 The TSF shall explicitly deny access of subjects to objects based on the following additional rule:

1. Any terminal is not allowed to modify any of the EF.DG1 to EF.DG16 of the logical MRTD.
2. Any terminal is not allowed to read any of the EF.DG1 to EF.DG16 of the logical MRTD.
3. The Basic Inspection System is not allowed to read the data in EF.DG3 and EF.DG4<sup>47</sup>.

178 **Application note:** The inspection system needs special authentication and authorization for read access to EF.DG3 and EF.DG4 are not defined in this ST.

### 10.5.1.3. Inter-TSF-Transfer

179 187 **Application note:** FDP\_UCT.1 and FDP\_UIT.1 require the protection of the User Data transmitted from the TOE to the terminal by secure messaging with encryption and message authentication codes after successful authentication of the terminal. The authentication mechanisms as part of Basic Access Control Mechanism include the key agreement for the encryption and the message authentication key to be used for secure messaging.

<sup>43</sup> [assignment: *access control SFP*]

<sup>44</sup> [assignment: *list of subjects and objects controlled under the indicated SFP, and, for each, the SFP relevant security attributes, or named groups of SFP-relevant security attributes*]

<sup>45</sup> [assignment: *rules governing access among controlled subjects and controlled objects using controlled operations on controlled objects*]

<sup>46</sup> [assignment: *rules, based on security attributes, that explicitly authorize access of subjects to objects*]

<sup>47</sup> [assignment: *rules, based on security attributes, that explicitly deny access of subjects to objects*]

180 The TOE shall meet the requirement “Basic data exchange confidentiality (FDP\_UCT.1)” as specified below ([CC\_P2])

### FDP\_UCT.1 Basic data exchange confidentiality - MRTD

Hierarchical to: No other components.

Dependencies: [FTP\_ITC.1 Inter-TSF trusted channel, or  
FTP\_TRP.1 Trusted path]  
[FDP\_ACC.1 Subset access control, or  
FDP\_IFC.1 Subset information flow control]

FDP\_UCT.1.1 The TSF shall enforce the Basic Access Control SFP<sup>48</sup> to be able to transmit and receive<sup>49</sup> user data in a manner protected from unauthorised disclosure.

181 The TOE shall meet the requirement “Data exchange integrity (FDP\_UIT.1)” as specified below ([CC\_P2]).

### FDP\_UIT.1 Data exchange integrity - MRTD

Hierarchical to: No other components.

Dependencies: [FDP\_ACC.1 Subset access control, or  
FDP\_IFC.1 Subset information flow control]  
[FTP\_ITC.1 Inter-TSF trusted channel, or  
FTP\_TRP.1 Trusted path]

FDP\_UIT.1.1 The TSF shall enforce the Basic Access Control SFP<sup>50</sup> to be able to transmit and receive<sup>51</sup> user data in a manner protected from modification, deletion, insertion and replay<sup>52</sup> errors.

FDP\_UIT.1.2 The TSF shall be able to determine on receipt of user data, whether modification, deletion, insertion and replay<sup>53</sup> has occurred.

182 The TOE shall meet the requirement “Data exchange integrity (FDP\_UIT.1)” as specified below ([CC\_P2]).

## 10.6 Class FMT Security Management

183 **Application note:** The SFR FMT\_SMF.1 and FMT\_SMR.1 provide basic requirements to the management of the TSF data.

184 The TOE shall meet the requirement “Specification of Management Functions (FMT\_SMF.1)” as specified below ([CC\_P2]).

### FMT\_SMF.1 Specification of Management Functions

Hierarchical to: No other components.

Dependencies: No Dependencies

---

<sup>48</sup> [assignment: *access control SFP(s) and/or information flow control SFP(s)*]

<sup>49</sup> [selection: *transmit, receive*]

<sup>50</sup> [assignment: *access control SFP(s) and/or information flow control SFP(s)*]

<sup>51</sup> [selection: *transmit, receive*]

<sup>52</sup> [selection: *modification, deletion, insertion, replay*]

<sup>53</sup> [selection: *modification, deletion, insertion, replay*]

FMT\_SMF.1.1 The TSF shall be capable of performing the following management functions:  
1. Initialization,  
2. Pre-personalization,  
3. Personalization<sup>54</sup>.

185 The TOE shall meet the requirement “Security roles (FMT\_SMR.1)” as specified below ([CC\_P2]).

### **FMT\_SMR.1 Security roles**

Hierarchical to: No other components.

Dependencies: FIA\_UID.1 Timing of identification.

FMT\_SMR.1.1 The TSF shall maintain the roles  
1. Manufacturer,  
2. Personalization Agent,  
3. Basic Inspection System<sup>55</sup>.

FMT\_SMR.1.2 The TSF shall be able to associate users with roles.

186 **Application note:** The following SFRs FMT\_LIM.1 and FMT\_LIM.2 address the management of the TSF and TSF data to prevent misuse of test features of the TOE over the life cycle phases.

187 The TOE shall meet the requirement “Limited capabilities (FMT\_LIM.1)” as specified below ([CC\_P2]).

### **FMT\_LIM.1 Limited capabilities**

Hierarchical to: No other components.

Dependencies: FMT\_LIM.2 Limited availability.

FMT\_LIM.1.1 The TSF shall be designed in a manner that limits their capabilities so that in conjunction with “Limited availability (FMT\_LIM.2)” the following policy is enforced:  
Deploying Test Features after TOE Delivery does not allow  
1. User Data to be disclosed or manipulated  
2. TSF data to be disclosed or manipulated  
3. software to be reconstructed and  
4. substantial information about construction of TSF to be gathered which may enable other attacks

188 The TOE shall meet the requirement “Limited availability (FMT\_LIM.2)” as specified below ([CC\_P2]).

### **FMT\_LIM.2 Limited availability**

Hierarchical to: No other components.

Dependencies: FMT\_LIM.1 Limited capabilities.

FMT\_LIM.2.1 The TSF shall be designed in a manner that limits their availability so that in conjunction with “Limited capabilities (FMT\_LIM.1)” the following policy is enforced:  
Deploying Test Features after TOE Delivery does not allow

---

<sup>54</sup> [assignment: *list of management functions to be provided by the TSF*]

<sup>55</sup> [assignment: *the authorized identified roles*]



1. User Data to be disclosed or manipulated,
2. TSF data to be disclosed or manipulated
3. software to be reconstructed and
4. substantial information about construction of TSF to be gathered which may enable other attacks.

- 189 **Application note:** The formulation of “Deploying Test Features ...” in FMT\_LIM.2.1 might be a little bit misleading since the addressed features are no longer available (e.g. by disabling or removing the respective functionality). Nevertheless the combination of FMT\_LIM.1 and FMT\_LIM.2 is introduced provide an optional approach to enforce the same policy. Note that the term “software” in item 3 of FMT\_LIM.1.1 and FMT\_LIM.2.1 refers to both IC Dedicated and IC Embedded Software.
- 190 **Application note:** The following SFR are iterations of the component Management of TSF data (FMT\_MTD.1). The TSF data include but are not limited to those identified below.
- 191 The TOE shall meet the requirement “Management of TSF data (FMT\_MTD.1)” as specified below ([CC\_P2]). The iterations address different management functions and different TSF data.

#### **FMT\_MTD.1/INI\_ENA Management of TSF data – Writing of Initialization Data and Prepersonalization Data**

Hierarchical to: No other components.

Dependencies: FMT\_SMF.1 Specification of management functions  
FMT\_SMR.1 Security roles

FMT\_MTD.1.1/INI\_ENA The TSF shall restrict the ability to write<sup>56</sup> the Initialization Data and Pre-personalization Data<sup>57</sup> to the TOE Manufacturer<sup>58</sup>.

- 192 **Application note:** The pre-personalization Data includes but is not limited to the authentication reference data for the Personalization Agent which is the symmetric cryptographic Personalization Agent Key.

#### **FMT\_MTD.1/INI\_DIS Management of TSF data – Disabling of Read Access to Initialization Data and Pre-personalization Data**

Hierarchical to: No other components.

Dependencies: FMT\_SMF.1 Specification of management functions  
FMT\_SMR.1 Security roles

FMT\_MTD.1.1/INI\_DIS The TSF shall restrict the ability to disable read access for users to<sup>59</sup> the Initialization Data<sup>60</sup> to the Personalization Agent<sup>61</sup>.

- 193 **Application note:** According to P.Manufact the IC Manufacturer and the MRTD Manufacturer are the default users assumed by the TOE in the role Manufacturer during the Phase 2 “TOE Manufacturing” but the TOE is not requested to distinguish between these users within the role Manufacturer. The TOE may restrict the ability to write the Initialization Data and the Prepersonalization Data by (i) allowing to write these data only

<sup>56</sup> [selection: *change, default, query, modify, delete, clear*, [assignment: *other operations*]]

<sup>57</sup> [assignment: *list of TSF data*]

<sup>58</sup> [assignment: *the authorized identified roles*]

<sup>59</sup> [selection: *change, default, query, modify, delete, clear*, [assignment: *other operations*]]

<sup>60</sup> [assignment: *list of TSF data*]

<sup>61</sup> [assignment: *the authorized identified roles*]

once and (ii) blocking the role Manufacturer at the end of the Phase 2. The IC Manufacturer may write the Initialization Data which includes but are not limited to the IC Identifier as required by FAU\_SAS.1. The Initialization Data provides a unique identification of the IC which is used to trace the IC in the Phase 2 and 3 “personalization” but is not needed and may be misused in the Phase 4 “Operational Use”. Therefore the external read access shall be blocked. The MRTD Manufacturer will write the Pre-personalization Data.

### FMT\_MTD.1/KEY\_WRITE Management of TSF data – Key Write

Hierarchical to: No other components.

Dependencies: FMT\_SMF.1 Specification of management functions  
FMT\_SMR.1 Security roles

FMT\_MTD.1.1/ KEY\_WRITE The TSF shall restrict the ability to write<sup>62</sup> the Document Basic Access Keys and the Active Authentication key<sup>63</sup> to the Personalization Agent<sup>64</sup>.

### FMT\_MTD.1/KEY\_READ Management of TSF data – Key Read

Hierarchical to: No other components.

Dependencies: FMT\_SMF.1 Specification of management functions  
FMT\_SMR.1 Security roles

FMT\_MTD.1.1/KEY\_READ The TSF shall restrict the ability to read<sup>65</sup> the Document Basic Access Keys the Personalization Agent Keys and the Active Authentication key<sup>66</sup> to none<sup>67</sup>.

194 **Application note:** The Personalization Agent generates, stores and ensures the correctness of the Document Basic Access Keys.

## 10.7 Class FPT Protection of the Security Functions

195 The TOE shall prevent inherent and forced illicit information leakage for User Data and TSF Data. The security functional requirement FPT\_EMS.1 addresses the inherent leakage. With respect to the forced leakage they have to be considered in combination with the security functional requirements “Failure with preservation of secure state (FPT\_FLS.1)” and “TSF testing (FPT\_TST.1)” on the one hand and “Resistance to physical attack (FPT\_PHP.3)” on the other. The SFRs “Limited capabilities (FMT\_LIM.1)”, “Limited availability (FMT\_LIM.2)” and “Resistance to physical attack (FPT\_PHP.3)” together with the SAR “Security architecture description” (ADV\_ARC.1) prevent bypassing, deactivation and manipulation of the security features or misuse of TOE functions.

196 The TOE shall meet the requirement “TOE Emanation (FPT\_EMS.1)” as specified below ([CC\_P2]).

### FPT\_EMS.1 TOE Emanation

Hierarchical to: No other components.

62 [selection: *change, default, query, modify, delete, clear*, [assignment: *other operations*]]

63 [assignment: *list of TSF data*]

64 [assignment: *the authorized identified roles*]

65 [selection: *change, default, query, modify, delete, clear*, [assignment: *other operations*]]

66 [assignment: *list of TSF data*]

67 [assignment: *the authorized identified roles*]

Dependencies: No Dependencies.

FPT\_EMS.1.1 The TOE shall not emit power variations, timing variations during command execution<sup>68</sup> in excess of non-useful information<sup>69</sup> enabling access to Personalization Agent Key(s)<sup>70</sup> the Document Basic Access Keys and the Active Authentication key.<sup>71</sup>

FPT\_EMS.1.2 The TSF shall ensure any unauthorized users<sup>72</sup> are unable to use the following interface smart card circuit contacts and contactless<sup>73</sup> to gain access to Personalization Agent Key(s)<sup>74</sup> the Document Basic Access Keys and the Active Authentication key<sup>75</sup>.

197 **Application note:** The TOE shall prevent attacks against the listed secret data where the attack is based on external observable physical phenomena of the TOE. Such attacks may be observable at the interfaces of the TOE or may be originated from internal operation of the TOE or may be caused by an attacker that varies the physical environment under which the TOE operates. The set of measurable physical phenomena is influenced by the technology employed to implement the smart card. The MRTD's chip has to provide a smart card contactless interface but may have also (not used by the terminal but maybe by an attacker) sensitive contacts according to ISO/IEC 7816-2 as well. Examples of measurable phenomena include, but are not limited to variations in the power consumption, the timing of signals and the electromagnetic radiation due to internal operations or data transmissions.

198 The following security functional requirements address the protection against forced illicit information leakage including physical manipulation.

199 The TOE shall meet the requirement "Failure with preservation of secure state (FPT\_FLS.1)" as specified below ([CC\_P2]).

### FPT\_FLS.1 Failure with preservation of secure state

Hierarchical to: No other components.

Dependencies: No Dependencies.

FPT\_FLS.1.1 The TSF shall preserve a secure state when the following types of failures occur:

1. Exposure to out-of-range operating conditions where therefore a malfunction could occur,
2. failure detected by TSF according to FPT\_TST.1<sup>76</sup>.

200 The TOE shall meet the requirement "TSF testing (FPT\_TST.1)" as specified below ([CC\_P2]).

### FPT\_TST.1 TSF testing

Hierarchical to: No other components.

---

68 [assignment: *types of emissions*]  
69 [assignment: *specified limits*]  
70 [assignment: *list of types of TSF data*]  
71 [assignment: *list of types of user data*]  
72 [assignment: *type of users*]  
73 [assignment: *type of connection*]  
74 [assignment: *list of types of TSF data*]  
75 [assignment: *list of types of user data*]  
76 [assignment: *list of types of failures in the TSF*]

Dependencies:	No Dependencies.
FPT_TST.1.1	The TSF shall run a suite of self tests <i>during initial start-up and before calling a security sensitive module</i> <sup>77</sup> to demonstrate the correct operation of the <u>TSF</u> <sup>78</sup> .
FPT_TST.1.2	The TSF shall provide authorised users with the capability to verify the integrity of <u>TSF data</u> <sup>79</sup> .
FPT_TST.1.3	The TSF shall provide authorised users with the capability to verify the integrity of <u>stored TSF executable code</u> .

201 The TOE shall meet the requirement “Resistance to physical attack (FPT\_PHP.3)” as specified below ([CC\_P2]).

### **FPT\_PHP.3 Resistance to physical attack**

Hierarchical to:	No other components.
Dependencies:	No dependencies.
FPT_PHP.3.1	The TSF shall resist <u>physical manipulation and physical probing</u> <sup>80</sup> to the <u>TSF</u> <sup>81</sup> by responding automatically such that the SFRs are always enforced.

202 **Application note:** The TOE will implement appropriate measures to continuously counter physical manipulation and physical probing. Due to the nature of these attacks (especially manipulation) the TOE can by no means detect attacks on all of its elements. Therefore, permanent protection against these attacks is required ensuring that the TSP could not be violated at any time. Hence, “automatic response” means here (i) assuming that there might be an attack at any time and (ii) countermeasures are provided at any time.

---

<sup>77</sup> [selection: *during initial start-up.. [assignment: conditions under which self test should occur]*

<sup>78</sup> [selection: *[assignment: parts of TSF], the TSF*

<sup>79</sup> [selection: *[assignment: parts of TSF], TSF data*

<sup>80</sup> [assignment: *physical tampering scenarios*]

<sup>81</sup> [assignment: *list of TSF devices/elements*]

## 10.8 Security Assurance Requirements for the TOE

<sup>203</sup> The assurance requirements for the evaluation of the TOE, its development and operating environment are to choose as the predefined assurance package EAL4 augmented by the following component:

- ALC\_DVS.2 (Sufficiency of security measures)

The following table lists the assurance components which are applicable

ASSURANCE CLASS	ASSURANCE COMPONENTS
<b>ASE: Security Target evaluation</b>	ASE_CCL.1 Conformance claims ASE_ECD.1 Extended components definition ASE_INT.1 ST introduction ASE_OBJ.2 Security objectives ASE_REQ.2 Derived security requirements ASE_SPD.1 Security problem definition ASE_TSS.1 TOE summary specification
<b>ALC: Life-cycle support</b>	ALC_CMC.4 Production support, acceptance procedures and automation ALC_CMS.4 Problem tracking CM coverage ALC_DEL.1 Delivery procedures ALC_DVS.2 Sufficiency of security measures ALC_LCD.1 Developer defined life-cycle model ALC_TAT.1 Well-defined development tools
<b>AGD: Guidance documents</b>	AGD_OPE.1 Operational user guidance AGD_PRE.1 Preparative procedures
<b>ADV: Development</b>	ADV_ARC.1 Security architecture description ADV_FSP.4 Complete functional specification ADV_IMP.1 Implementation representation of the TSF ADV_TDS.3 Basic modular design
<b>ATE: Tests</b>	ATE_COV.2 Analysis of coverage ATE_DPT.1 Testing: basic design ATE_FUN.1 Functional testing ATE_IND.2 Independent testing – sample.
<b>AVA: Vulnerability assessment</b>	AVA_VAN.3 Focused vulnerability analysis

Table 6: Assurance Requirements - EAL 4 extended with ALD\_DVS.2

## 10.9 Security Requirements Rationale

### 10.9.1 Security Functional Requirements Rationale

<sup>204</sup> The following table provides an overview for security functional requirements coverage.

	OT.AC_Pers	OT.Data_Int	OT.Data_Conf	OT.Identification	OT.Prot_Inf_Leak	OT.Prot_Phys-Tamper	OT.Prot_Malfunction	OT.Prot_Abuse-Func	OT.Active_Auth_MRTD_Proof
FAU_SAS.1				x					
FCS_CKM.1	x	x	x						
FCS_CKM.4	x		x						
FCS_COP.1/SHA	x	x	x						
FCS_COP.1/ENC	x	x	x						
FCS_COP.1/AUTH	x	x							
FCS_COP.1/MAC	x	x	x						
FCS_COP.1/AA									x
FCS_RND.1	x	x	x						
FIA_UID.1			x	x					
FIA_AFL.1			x	x					
FIA_UAU.1			x	x					
FIA_UAU.4	x	x	x						
FIA_UAU.5	x	x	x						
FIA_UAU.6	x	x	x						
FDP_ACC.1	x	x	x						
FDP_ACF.1	x	x	x						
FDP_UCT.1	x	x	x						
FDP_UIT.1	x	x	x						
FMT_SMF.1	x	x	x						
FMT_SMR.1	x	x	x						
FMT_LIM.1								x	
FMT_LIM.2								x	
FMT_MTD.1/INI_ENA				x					
FMT_MTD.1/INI_DIS				x					
FMT_MTD.1/KEY_WRITE	x	x	x						x
FMT_MTD.1/KEY_READ	x	x	x						x
FPT_EMS.1	x				x				
FPT_FLS.1					x		x		
FPT_TST.1	x				x		x		
FPT_PHP.3	x				x	x			

Table 7: Coverage of Security Objectives for the TOE by SFR

### 10.9.2 Rationale for the Fulfilment of the Security Objectives for the TOE

205 In the following, a detailed justification as required to show the suitability and sufficiency of the security functional requirements to achieve the security objectives defined for the TOE is given.

#### OT.AC\_Pers

206 The security objective **OT.AC\_Pers** “Access Control for Personalization of logical MRTD” addresses the access control of the writing the logical MRTD. The write access to the

logical MRTD data are defined by the SFR FDP\_ACC.1 and FDP\_ACF.1 as follows: only the successfully authenticated Personalization Agent is allowed to write the data of the groups EF.DG1 to EF.DG16 of the logical MRTD only once.

The authentication of the terminal as Personalization Agent shall be performed by TSF according to SRF FIA\_UAU.4 and FIA\_UAU.5. The Personalization Agent can be authenticated either by using the BAC mechanism (FCS\_CKM.1, FCS\_COP.1/SHA, FCS\_RND.1 (for key generation), and FCS\_COP.1/ENC as well as FCS\_COP.1/MAC) with the personalization key or for reasons of interoperability with the [PP-0056] by using the symmetric authentication mechanism (FCS\_COP.1/AUTH).

In case of using the BAC mechanism the SFR FIA\_UAU.6 describes the re-authentication and FDP\_UCT.1 and FDP\_UIT.1 the protection of the transmitted data by means of secure messaging implemented by the cryptographic functions according to FCS\_CKM.1, FCS\_COP.1/SHA, FCS\_RND.1 (for key generation), and FCS\_COP.1/ENC as well as FCS\_COP.1/MAC for the ENC\_MAC\_Mode.

The SFR FMT\_SMR.1 lists the roles (including Personalization Agent) and the SFR FMT\_SMF.1 lists the TSF management functions (including Personalization) setting the Document Basic Access Keys according to the SFR FMT\_MTD.1/KEY\_WRITE as authentication reference data. The SFR FMT\_MTD.1/KEY\_READ prevents read access to the secret key of the Personalization Agent Keys and ensure together with the SFR FCS\_CKM.4, FPT\_EMSEC.1, FPT\_FLS.1 and FPT\_PHP.3 the confidentiality of these keys.

### **OT.Data\_Int**

- 207 The security objective **OT.Data\_Int** “Integrity of personal data” requires the TOE to protect the integrity of the logical MRTD stored on the MRTD’s chip against physical manipulation and unauthorized writing. The write access to the logical MRTD data is defined by the SFR FDP\_ACC.1 and FDP\_ACF.1 in the same way: only the Personalization Agent is allowed to write the data of the groups EF.DG1 to EF.DG16 of the logical MRTD (FDP\_ACF.1.2, rule 1) and terminals are not allowed to modify any of the data groups EF.DG1 to EF.DG16 of the logical MRTD (cf. FDP\_ACF.1.4). The SFR FMT\_SMR.1 lists the roles (including Personalization Agent) and the SFR FMT\_SMF.1 lists the TSF management functions (including Personalization). The authentication of the terminal as Personalization Agent shall be performed by TSF according to SRF FIA\_UAU.4, FIA\_UAU.5 and FIA\_UAU.6 using either FCS\_COP.1/ENC and FCS\_COP.1/MAC or FCS\_COP.1/AUTH.

The security objective **OT.Data\_Int** “Integrity of personal data” requires the TOE to ensure that the inspection system is able to detect any modification of the transmitted logical MRTD data by means of the BAC mechanism. The SFR FIA\_UAU.6, FDP\_UCT.1 and FDP\_UIT.1 requires the protection of the transmitted data by means of secure messaging implemented by the cryptographic functions according to FCS\_CKM.1, FCS\_COP.1/SHA, FCS\_RND.1 (for key generation), and FCS\_COP.1/ENC and FCS\_COP.1/MAC for the ENC\_MAC\_Mode. The SFR FMT\_MTD.1/KEY\_WRITE requires the Personalization Agent to establish the Document Basic Access Keys in a way that they cannot be read by anyone in accordance to FMT\_MTD.1/KEY\_READ.

### **OT.Data\_Confidentiality**

- 208 The security objective **OT.Data\_Confidentiality** “Confidentiality of personal data” requires the TOE to ensure the confidentiality of the logical MRTD data groups EF.DG1 to EF.DG16. The SFR FIA\_UID.1 and FIA\_UAU.1 allow only those actions before identification respective authentication which do not violate OT.Data\_Confidentiality. In case of failed authentication attempts FIA\_AFL.1 enforces additional waiting time prolonging the necessary amount of time for facilitating a brute force attack. The read access to the logical MRTD data is defined by the FDP\_ACC.1 and FDP\_ACF.1.2: the successful authenticated Personalization Agent is allowed to read the data of the logical

MRTD (EF.DG1 to EF.DG16). The successful authenticated Basic Inspection System is allowed to read the data of the logical MRTD (EF.DG1, EF.DG2 and EF.DG5 to EF.DG16). The SFR FMT\_SMR.1 lists the roles (including Personalization Agent and Basic Inspection System) and the SFR FMT\_SMF.1 lists the TSF management functions (including Personalization for the key management for the Document Basic Access Keys).

The SFR FIA\_UAU.4 prevents reuse of authentication data to strengthen the authentication of the user. The SFR FIA\_UAU.5 enforces the TOE to accept the authentication attempt as Basic Inspection System only by means of the Basic Access Control Authentication Mechanism with the Document Basic Access Keys. Moreover, the SFR FIA\_UAU.6 requests secure messaging after successful authentication of the terminal with Basic Access Control Authentication Mechanism which includes the protection of the transmitted data in ENC\_MAC\_Mode by means of the cryptographic functions according to FCS\_COP.1/ENC and FCS\_COP.1/MAC (cf. the SFR FDP\_UCT.1 and FDP\_UIT.1). (for key generation), and FCS\_COP.1/ENC and FCS\_COP.1/MAC for the ENC\_MAC\_Mode. The SFR FCS\_CKM.1, FCS\_CKM.4, FCS\_COP.1/SHA and FCS\_RND.1 establish the key management for the secure messaging keys. The SFR FMT\_MTD.1/KEY\_WRITE addresses the key management and FMT\_MTD.1/KEY\_READ prevents reading of the Document Basic Access Keys.

Note, neither the security objective OT.Data\_Confidentiality nor the SFR FIA\_UAU.5 requires the Personalization Agent to use the Basic Access Control Authentication Mechanism or secure messaging.

### **OT.Identification**

- 209 The security objective **OT.Identification** “Identification and Authentication of the TOE” address the storage of the IC Identification Data uniquely identifying the MRTD’s chip in its non-volatile memory. This will be ensured by TSF according to SFR FAU\_SAS.1.

Furthermore, the TOE shall identify itself only to a successful authenticated Basic Inspection System in Phase 4 “Operational Use”. The SFR FMT\_MTD.1/INI\_ENA allows only the Manufacturer to write Initialization Data and Pre-personalization Data (including the Personalization Agent key). The SFR FMT\_MTD.1/INI\_DIS allows the Personalization Agent to disable Initialization Data if their usage in the phase 4 “Operational Use” violates the security objective OT.Identification. The SFR FIA\_UID.1 and FIA\_UAU.1 do not allow reading of any data uniquely identifying the MRTD’s chip before successful authentication of the Basic Inspection Terminal and will stop communication after unsuccessful authentication attempt. In case of failed authentication attempts FIA\_AFL.1 enforces additional waiting time prolonging the necessary amount of time for facilitating a brute force attack.

### **OT.Prot\_Abuse-Func**

- 210 The security objective **OT.Prot\_Abuse-Func** “Protection against Abuse of Functionality” is ensured by the SFR FMT\_LIM.1 and FMT\_LIM.2 which prevent misuse of test functionality of the TOE or other features which may not be used after TOE Delivery.

### **OT.Prot\_Inf\_Leak**

- 211 The security objective **OT.Prot\_Inf\_Leak** “Protection against Information Leakage” requires the TOE to protect confidential TSF data stored and/or processed in the MRTD’s chip against disclosure
- by measurement and analysis of the shape and amplitude of signals or the time between events found by measuring signals on the electromagnetic field, power consumption, clock, or I/O lines, which is addressed by the SFR FPT\_EMSEC.1,



- by forcing a malfunction of the TOE, which is addressed by the SFR FPT\_FLS.1 and FPT\_TST.1, and/or
- by a physical manipulation of the TOE, which is addressed by the SFR FPT\_PHP.3.

### OT.Prot\_Phys-Tamper

212 The security objective **OT.Prot\_Phys-Tamper** “Protection against Physical Tampering” is covered by the SFR FPT\_PHP.3.

### OT.Prot\_Malfunction

213 235 The security objective **OT.Prot\_Malfunction** “Protection against Malfunctions” is covered by (i) the SFR FPT\_TST.1 which requires self tests to demonstrate the correct operation and tests of authorized users to verify the integrity of TSF data and TSF code, and (ii) the SFR FPT\_FLS.1 which requires a secure state in case of detected failure or operating conditions possibly causing a malfunction.

### OT.Active\_Auth\_MRTD\_Proof

214 The security objective **OT.Active\_Auth\_MRTD\_Proof** “Proof of MRTD’s chip authenticity by Active Authentication” “is covered by the SFRs FCS\_COP.1.1/AA\_RSA, FCS\_COP.1.1/AA\_ECDSA, FMT\_MTD.1/KEY\_WRITE and FMT\_MTD.1/KEY\_READ.

## 10.9.3 SFR Dependency Rationale

215 The dependency analysis for the security functional requirements shows that the basis for mutual support and internal consistency between all defined functional requirements is satisfied. All dependencies between the chosen functional components are analyzed, and non-dissolved dependencies are appropriately explained. The table below shows the dependencies between the SFR of the TOE

SFR	Dependencies	Support of the Dependencies
FAU_SAS.1	No dependencies	n.a.
FCS_CKM.1	[FCS_CKM.2 Cryptographic key distribution or FCS_COP.1 Cryptographic operation], FCS_CKM.4 Cryptographic key destruction,	Fulfilled by FCS_COP.1/ENC and FCS_COP.1/MAC,  Fulfilled by FCS_CKM.4
FCS_CKM.4	[FDP_ITC.1 Import of user data without security attributes, FDP_ITC.2 Import of user data with security attributes, or FCS_CKM.1 Cryptographic key generation]	Fulfilled by FCS_CKM.1

SFR	Dependencies	Support of the Dependencies
FCS_COP.1/SHA	[FDP_ITC.1 Import of user data without security attributes, FDP_ITC.2 Import of user data with security attributes, or FCS_CKM.1 Cryptographic key generation] FCS_CKM.4 Cryptographic key destruction.	justification 1 for non-satisfied dependencies,  Fulfilled by FCS_CKM.4
FCS_COP.1/ENC	[FDP_ITC.1 Import of user data without security attributes, FDP_ITC.2 Import of user data with security attributes, or FCS_CKM.1 Cryptographic key generation], FCS_CKM.4 Cryptographic key destruction	Fulfilled by FCS_CKM.1,  Fulfilled by FCS_CKM.4
FCS_COP.1/AUTH	[FDP_ITC.1 Import of user data without security attributes, FDP_ITC.2 Import of user data with security attributes, or FCS_CKM.1 Cryptographic key generation], FCS_CKM.4 Cryptographic key destruction	justification 2 for non-satisfied dependencies  justification 2 for non-satisfied dependencies
FCS_COP.1/MAC	[FDP_ITC.1 Import of user data without security attributes, FDP_ITC.2 Import of user data with security attributes, or FCS_CKM.1 Cryptographic key generation], FCS_CKM.4 Cryptographic key destruction	Fulfilled by FCS_CKM.1,  Fulfilled by FCS_CKM.4
FCS_COP.1/AA	[FDP_ITC.1 Import of user data without security attributes, FDP_ITC.2 Import of user data with security attributes, or FCS_CKM.1 Cryptographic key generation], FCS_CKM.4 Cryptographic key destruction	Fulfilled by FMT_MTD.1/KEY_WRITE,  Fulfilled by FCS_CKM.4
FCS_RND.1	No dependencies	n.a.
FIA_AFL.1	FIA_UAU.1 Timing of authentication	Fulfilled by FIA_UAU.1
FIA_UID.1	No dependencies	n.a.
FIA_UAU.1	FIA_UID.1 Timing of identification	Fulfilled by FIA_UID.1
FIA_UAU.4	No dependencies	n.a.
FIA_UAU.5	No dependencies	n.a.
FIA_UAU.6	No dependencies	n.a.
FDP_ACC.1	FDP_ACF.1 Security attribute based access control	Fulfilled by FDP_ACF.1

SFR	Dependencies	Support of the Dependencies
FDP_ACF.1	FDP_ACC.1 Subset access control, FMT_MSA.3 Static attribute initialization	Fulfilled by FDP_ACC.1, justification 3 for non-satisfied dependencies
FDP_UCT.1	[FTP_ITC.1 Inter-TSF trusted channel, or FTP_TRP.1 Trusted path], [FDP_IFC.1 Subset information flow control or FDP_ACC.1 Subset access control]	justification 4 for non-satisfied dependencies  Fulfilled by FDP_ACC.1
FDP_UIT.1	[FTP_ITC.1 Inter-TSF trusted channel, or FTP_TRP.1 Trusted path], [FDP_IFC.1 Subset information flow control or FDP_ACC.1 Subset access control]	justification 4 for non-satisfied dependencies  Fulfilled by FDP_ACC.1
FMT_SMF.1	No dependencies	n.a.
FMT_SMR.1	FIA_UID.1 Timing of identification	Fulfilled by FIA_UID.1
FMT_LIM.1	FMT_LIM.2	Fulfilled by FMT_LIM.2
FMT_LIM.2	FMT_LIM.1	Fulfilled by FMT_LIM.1
FMT_MTD.1/INI_ENA	FMT_SMF.1 Specification of management functions, FMT_SMR.1 Security roles	Fulfilled by FMT_SMF.1 Fulfilled by FMT_SMR.1
FMT_MTD.1/INI_DIS	FMT_SMF.1 Specification of management functions, FMT_SMR.1 Security roles	Fulfilled by FMT_SMF.1 Fulfilled by FMT_SMR.1
FMT_MTD.1/KEY_WRITE	FMT_SMF.1 Specification of management functions, FMT_SMR.1 Security roles	Fulfilled by FMT_SMF.1 Fulfilled by FMT_SMR.1
FMT_MTD.1/KEY_READ	FMT_SMF.1 Specification of management functions, FMT_SMR.1 Security roles	Fulfilled by FMT_SMF.1 Fulfilled by FMT_SMR.1
FPT_EMS.1	No dependencies	n.a.
FPT_FLS.1	No dependencies	n.a.
FPT_TST.1	No dependencies	n.a.
FPT_PHP.3	No dependencies	n.a.

**Table 8: Dependencies between the SFRs**

**Justification for non-satisfied dependencies between the SFR for TOE:**

- 216 **No. 1:** The hash algorithm required by the SFR FCS\_COP.1/SHA does not need any key material. Therefore neither a key generation (FCS\_CKM.1) nor an import (FDP\_ITC.1/2) is necessary.
- 217 **No. 2:** The SFR FCS\_COP.1/AUTH uses the symmetric Personalization Key permanently stored during the Pre-Personalization process (cf. FMT\_MTD.1/INI\_ENA) by the

manufacturer. Thus there is neither the necessity to generate or import a key during the addressed TOE lifecycle by the means of FCS\_CKM.1 or FDP\_ITC. Since the key is permanently stored within the TOE there is no need for FCS\_CKM.4, too.

- 218 **No. 3:** The access control TSF according to FDP\_ACF.1 uses security attributes which are defined during the personalization and are fixed over the whole life time of the TOE. No management of these security attribute (i.e. SFR FMT\_MSA.1 and FMT\_MSA.3) is necessary here.
- 219 **No. 4:** The SFR FDP\_UCT.1 and FDP\_UIT.1 require the use secure messaging between the MRTD and the BIS. There is no need for SFR FTP\_ITC.1, e.g. to require this communication channel to be logically distinct from other communication channels since there is only one channel. Since the TOE does not provide a direct human interface a trusted path as required by FTP\_TRP.1 is not applicable here.

#### 10.9.4 Security Assurance Requirements Rationale

- 220 The EAL4 was chosen to permit a developer to gain maximum assurance from positive security engineering based on good commercial development practices which, though rigorous, do not require substantial specialist knowledge, skills, and other resources. EAL4 is the highest level at which it is likely to be economically feasible to retrofit to an existing product line. EAL4 is applicable in those circumstances where developers or users require a moderate to high level of independently assured security in conventional commodity TOEs and are prepared to incur sensitive security specific engineering costs.
- 221 The selection of the component ALC\_DVS.2 provides a higher assurance of the security of the MRTD's development and manufacturing especially for the secure handling of the MRTD's material.
- 222 The component ALC\_DVS.2 augmented to EAL4 has no dependencies to other security requirements
- Dependencies ALC\_DVS.2:  
no dependencies.

#### 10.9.5 Security Requirements – Mutual Support and Internal Consistency

- 223 The following part of the security requirements rationale shows that the set of security requirements for the TOE consisting of the security functional requirements (SFRs) and the security assurance requirements (SARs) together form a mutually supportive and internally consistent whole.
- 224 The analysis of the TOE's security requirements with regard to their mutual support and internal consistency demonstrates:
- The dependency analysis in section 10.9.3 SFR Dependency Rationale for the security functional requirements shows that the basis for mutual support and internal consistency between all defined functional requirements is satisfied. All dependencies between the chosen functional components are analyzed, and non-satisfied dependencies are appropriately explained.
- The assurance class EAL4 is an established set of mutually supportive and internally consistent assurance requirements. The dependency analysis for the sensitive assurance components in section 10.9.4 Security Assurance Requirements Rationale shows that the assurance requirements are mutually supportive and internally consistent as all (sensitive) dependencies are satisfied and no inconsistency appears.
- 225 Inconsistency between functional and assurance requirements could only arise if there are functional-assurance dependencies which are not met, a possibility which has been shown not to arise in sections 10.9.3 SFR Dependency Rationale and 10.9.4 Security Assurance

Requirements Rationale. Furthermore, as also discussed in section 10.9.4 Security Assurance Requirements Rationale, the chosen assurance components are adequate for the functionality of the TOE. So the assurance requirements and security functional requirements support each other and there are no inconsistencies between the goals of these two groups of security requirements.

## 11. TOE SUMMARY SPECIFICATION

226 The TOE provides the following TOE security functionality, which comply to the [PP-0055]:

- BAC
- Active Authentication
- Personalization Agent Authentication
- Secure Messaging
- Access Control
- Cryptographic Support
- Data Protection

227 These Security Functions are implemented by the realisation of the Security Functional requirements, according to chap. 10. The details of the implementation of this TOE security functionality is provided in the following sections.

### 11.1 SF\_BAC – Basic Access Control Authentication

228 The TOE implements the Basic Access Control (BAC) mechanism to protect the Logical Data Structure (LDS) according to SFRs FDP\_ACC.1 and FDP\_ACF.1.

229 The TOE implements the Basic Access Control (BAC) mechanism to establish secure messaging key to protect data during the communication with Basic Inspection system (BIS) (FMT\_SMR.1). The TOE implements the BAC according to [ICAO\_9303]. The Basic Inspection System uses the Basic Access Control with the Document Basic Access Keys.

230 The Basic Access Control Mechanism is a mutual device authentication mechanism defined in [ICAO\_9303] and includes the secure messaging for all commands exchanged after successful authentication of the Inspection System. The TOE checks by secure messaging in MAC\_ENC mode each command based on Retail-MAC whether it was sent by the successfully authenticated terminal (FIA\_UAU.1, FIA\_UAU.4, FIA\_UAU.5, FIA\_UAU.6)

231 The authentication mechanisms as part of BAC Mechanism include the key agreement (FCS\_CKM.1) for the encryption (FCS\_COP.1/ENC) and the message authentication (FCS\_COP.1/MAC) key to be used for secure messaging (FDP\_UCT.1, FDP\_UIT.1)

### 11.2 SF\_AA – Active Authentication

232 The TOE implements the Active Authentication (AA) mechanism to proof the MRTD chip authenticity according to [ICAO\_9303].

233 The Active Authentication cryptographic algorithm, key length and standards are defined by SFR FCS\_COP.1/AA. Algorithm RSA CRT with key length 1024 and 2048 bits. Algorithm ECDSA with key length 192, 224, 256, 320, 384, 512, and 521 bits. For both the algorithms the following hashing algorithms are supported: SHA-1, SHA-224, SHA-256, SHA-384, and SHA-512.

234 The Active Authentication cryptographic key is imported in the TOE by the personalization agent according to the SFR FMT\_MTD-1/KEY\_WRITE

### 11.3 SF\_AUTH – Personalization Agent Authentication

235 The TOE implements security mechanism to authenticate external user and assign roles and right. The authentication mechanism is based on AES algorithm and key length of 128 bits as selected for the SFRs FCS\_COP.1/AUTH and FCS\_RND.1. The purpose of the TSF SF\_AUTH is to authenticate the roles of “Personalization Agent” when the TOE is in the life cycle phase 3 “TOE Personalization” (FIA\_UID.1, FIA\_UAU.1, FIA\_UAU.4, FIA\_UAU.5, FMT\_SMF.1, FMT\_SMR.1). The Personalization Agent Authentication Key(s)

are pre-loaded in the TOE at the end of phase 2 “TOE Manufacturing”. After a successful authentication the “Personalization Agent” take control of the TOE and execute the steps and operations as described in the life cycle phase 3 “TOE Personalization” and initialize the Logical Data Structure (LDS) (FDP\_ACC.1, FDP\_ACF.1).

#### 11.4 SF\_SM - Secure Messaging

- 236 The TOE implements a trusted channel providing confidentiality and integrity of transferred data according to the FDP\_UCT.1 and FDP\_UIT.1 requirements. The trusted channel is using TripleDES cipher for encryption in CBC mode as selected and defined in the SFR FCS\_COP.1/ENC and message authentication code generation in Retail-MAC mode as selected and defined in the SFR FCS\_COP.1/MAC. The SFR SF\_SM uses new fresh random (FCS\_RND.1) at each set up of the trusted channel between TOE and Basic Inspection System (BIS).

#### 11.5 SF\_AC - Access Control

- 237 The TOE operates in accordance to the access policies according to FDP\_ACC.1, FDP\_ACF.1 and considers the management functions and user roles as defined in FMT\_SMF.1 and FMT\_SMR.1 respectively.
- 238 This TSF checks that for each operation initiated by a subject on data (EF.COM, EF.SOD, EF.DG1 to EF.DG16 of the logical MRTD) and keys (Personalization agent key, Document Basic Access Keys), the security attributes for that roles authorization are satisfied. The function covers the management, write and read of stored keys and data as defined in FMT\_MTD.1/INI\_ENA, FMT\_MTD.1/INI\_DIS, FMT\_MTD.1/KEY\_WRITE and FMT\_MTD.1/KEY\_READ.
- 239 The TSF SF\_AC access control allows, the user in the role “TOE Manufacturer” during the Phase 2 “TOE Manufacturing” to write the “Initialization Data”, which includes but are not limited to the “IC Identification data” as required by FAU\_SAS.1, to write these data only once.

#### 11.6 SF\_CRY - Cryptographic Support

- 240 This Security Function is responsible for providing cryptographic support to all the other Security Functions including secure key generation and operations on data such as encrypt, decryption and MAC generation:
- The TSF provides the secure generation of symmetric Key for secure messaging (FCS\_CKM.1). The TSF produces agreed parameters to generate the Triple-DES key and the Retail-MAC message authentication keys for secure messaging by the algorithm in [ICAO\_9303], Normative appendix A5.1. The algorithm uses the random number generated by TSF as required by FCS\_RND.1
  - The TSF provides high quality Random Number Generator (FCS\_RND.1) compliant with the [AIS31/20]. This generator is a deterministic RNG of level DRG.3 according to supporting enhanced backward and forward secrecy.
  - The TSF provides Hashing Cryptographic operation for key derivation (FCS\_COP.1/SHA)
  - The TSF provides TripleDES cipher for encryption/decryption in CBC mode and cryptographic key size 112 bits (FCS\_COP.1/ENC).
  - The TSF provides AES cipher for encryption/decryption in CBC mode and cryptographic key size 128 bits (FCS\_COP.1/AUTH)
  - The TSF provides message authentication based on Retail-MAC and cryptographic key size 112 bits (FCS\_COP.1/MAC).
  - Secure destruction of cryptographic key secret or private material (FCS\_CKM.4).

241 This TSF enforces protection of Key material during cryptographic functions processing and Key Generation, against state-of-the-art attacks, including IC power consumption analysis (FPT\_EMS.1).

## 11.7 SF\_PRO – Data Protection

242 This Security Function is responsible for protection of the TSF data, user data, and TSF functionality. The TSF SF\_RPO Data Protection is composed of software implementations of test and security functions including:

- Performing self-tests of the TOE at each power-up including a set of tests to verify that the underlying cryptographic algorithms are operating correctly (FPT\_TST.1)
- Initializing memory after reset
- Initializing memory of de-allocated data
- Preserving the TOE lifecycle state integrity to ensure that the testing/debugging features used during development remain irreversibly deactivated for deployment in order to ensure User and TSF Data confidentiality (FMT\_LIM.1, FMT\_LIM.2).
- Protecting the integrity of all stored cryptographic keys before use and preventing use of corrupted data by stopping the operation involved and setting an error.
- Preventing electromagnetic and power emissions or associated information like timing behaviour, in order to preserve the confidentiality of stored keys or residual key material information (FPT\_EMS.1).
- Preserving secure state after sensitive processing failure (RNG, power loss, memory or functional failure) or potential physical tampering or intrusion detection (FPT\_FLS.1, FPT\_PHP.3)

243 This TSF prevents re-activation of de-activated or disabled or terminated mechanisms: the code area and data area are protected (FMT\_LIM.1, FMT\_LIM.2).



SFR vs TSF	SF_BAC – Basic Access Control	SF_AUTH - Authentication	SF_AA Active Authentication	SF_SM – Secure Messaging	SF_AC – Access Control	SF_CRY – Cryptographic Support	SF_PRO – Data Protection
FAU_SAS.1					x		
FCS_CKM.1	x					x	
FCS_CKM.4	x					x	
FCS_COP.1/SHA						x	
FCS_COP.1/ENC	x					x	
FCS_COP.1/AUTH						x	
FCS_COP.1/MAC	x					x	
FCS_COP.1/AA			x				
FCS_RND.1						x	
FIA_UID.1	x	x					
FIA_UAU.1	x	x					
FIA_UAU.4	x	x					
FIA_UAU.5	x	x					
FIA_UAU.6	x						
FIA_AFL.1	x	x			x		
FDP_ACC.1	x	x			x		
FDP_ACF.1	x	x			x		
FDP_UCT.1				x			
FDP_UIT.1				x			
FMT_SMF.1		x			x		
FMT_SMR.1	x	x			x		
FMT_LIM.1							x
FMT_LIM.2							x
FMT_MTD.1/INI_ENA					x		
FMT_MTD.1/INI_DIS					x		
FMT_MTD.1/KEY_WRITE					x		
FMT_MTD.1/KEY_READ					x		
FPT_EMS.1						x	x
FPT_FLS.1							x
FPT_TST.1							x
FPT_PHP.3							x

Table 9: SFR vs TSF rationale

## 11.8 Statement of Compatibility

244 This is the statement of compatibility between this Composite Security Target and the Security Target of the underlying javacard platform JSAFE3 [JSAFE3\_ST].

### 11.8.1 Relevance of javacard Platform-ST JSAFE3 TSF

245 Relation of TOE security Function of the Composite-TOE and the javacard Platform-ST JSAFE3:

Javacard Platform JSAFE3 SF	SF.CryptoKey	SF.CryptoOp	SF.ObjectDeletion	SF.SecureManagement SF.Transaction SF.SmartCardPlatform apply indirectly to all Composite-TOE security functions
Composite TOE SF				
SF_BAC	X	X		X
SF_AUTH	X	X		X
SF_AA	X	X		X
SF_SM		X		X
SF_AC				X
SF_CRY	X	X	X	X
SF_PRO				X

246 The SF **SF.PIN** and **SF.Firewall** are considered not relevant to the composite TOE because these functionalities available in javacard platform JSAFE3 are not used by the composite TOE.

### 11.8.2 Security Requirements

247 The following section verifies that there is no contradiction between the SFRs of the Composite-TOE and the platform JSAFE3. The table below shows the mapping between the javacard platform JSAFE3 SFRs and the Composite ST SFRs. Only the relevant platform JSAFE3 SFRs are listed

### **Relation of Security Requirements of the Composite-TOE to javacard Platform-ST JSAFE3:**

SFR-components of the Composite-TOE	Platform JSAFE3 SFRs
FAU_SAS.1 Audit Storage	-
FCS_CKM.1 Cryptographic key generation - Generation of Document Basic Access Keys by the TOE	fcs_cop.1/DES-TDES_Cipher fcs_cop.1/SHA - Cryptographic operation
FCS_CKM.4 Cryptographic key destruction - MRTD	fcs_ckm.4 Cryptographic key destruction
FCS_COP.1/SHA Cryptographic operation - Hash for Key Derivation	fcs_cop.1/SHA - Cryptographic operation

<b>SFR-components of the Composite-TOE</b>	<b>Platform JSAFE3 SFRs</b>
FCS_COP.1/ENC Cryptographic operation – Encryption / Decryption Triple DES	fcs_cop.1/DES-TDES_Cipher
FCS_COP.1/AUTH Cryptographic operation – Authentication	fcs_cop.1/AES_Cipher - Cryptographic operation fcs_cop.1/AES_MAC - Cryptographic operation
FCS_COP.1/MAC Cryptographic operation – Retail MAC	fcs_cop.1/DES_MAC
FCS_COP.1/AA Active Authentication	fcs_cop.1/RSA_Signature fcs_cop.1/EC_Signature
FCS_RND.1 Random number generation	fcs_rng.1/DRBG - Generation of random numbers
FIA_UID.1 Timing of identification	-
FIA_UAU.1 Timing of authentication	-
FIA_UAU.4 Single-use authentication mechanism – Single-use authentication of the Terminal by the TOE	-
FIA_UAU.5 Multiple authentication mechanisms	-
FIA_UAU.6 Re-authenticating of Terminal by the TOE	-
FIA_AFL.1 Authentication failure handling	-
FDP_ACC.1 Subset access control – Basic Access Control	-
FDP_ACF.1 Basic Security attribute based access control - Basic Access Control	-
FDP_UCT.1 Basic data exchange confidentiality - MRTD	fcs_cop.1/DES-TDES_Cipher
FDP_UIT.1 Data exchange integrity - MRTD	fcs_cop.1/DES_MAC
FMT_SMF.1 Specification of management functions	-
FMT_SMR.1 Security roles	-
FMT_LIM.1 Limited capabilities	fmt_lim.1/Test - Limited capabilities
FMT_LIM.2 Limited availability	fmt_lim.2/Test - Limited availability
FMT_MTD.1/INI_ENA Management of TSF data – Writing of initialization data and personalization data	-
FMT_MTD.1/INI_DIS Management of TSF data – Disabling of Read Access to Initialization Data and Pre-personalization Data	-
FMT_MTD.1/KEY_WRITE Management of TSF data – Key Write	-
FMT_MTD.1/KEY_READ Management of TSF data – Key Read	-
FPT_EMS.1 TOE emanation	fpt_emsec.1 TOE Emanation

SFR-components of the Composite-TOE	Platform JSAFE3 SFRs
FPT_FLS.1 Failure with preservation of secure state	fpt_fls.1/Operate - Failure with preservation of secure state
FPT_TST.1 TSF testing	fpt_tst.1 TSF testing
FPT_PHP.3 Resistance to physical attack	fpt_php.3 - Resistance to physical attack

## Platform-SFRs classification

**IP\_SFR** : Irrelevant Platform-SFRs:

fcs_ckm.1/RSA	fcs_ckm.1/EC	fcs_ckm.1/DSA	fcs_ckm.2/DES
fcs_ckm.2/AES	fcs_ckm.2/RSA_STD	fcs_ckm.2/RSA_CERT	fcs_ckm.2/EC
fcs_ckm.2/DSA	fcs_ckm.3/DES	fcs_ckm.3/AES	fcs_ckm.3/RSA_STD
fcs_ckm.3/RSA_CERT	fcs_ckm.3/EC	fcs_ckm.3/DSA	fcs_cop.1/AES_CMACH
fcs_cop.1/RSA_Cipher	fcs_cop.1/ECDH_KeyExchange	fcs_cop.1/DH_KeyExchange	fcs_cop.1/ECDHGMACH
fcs_cop.1/DHGMACH	fcs_rng.1/ICALL		

**RP\_SFR-SERV**: Relevant Platform-SFRs being used by the Composite-ST to implement a security service with associated TSFI.

fcs_cop.1/SHA - Cryptographic operation	fcs_cop.1/DES-TDES_Cipher	fcs_cop.1/AES_Cipher - Cryptographic operation	fcs_cop.1/AES_MAC - Cryptographic operation
fcs_cop.1/DES_MAC	fcs_cop.1/RSA_Signature	fcs_cop.1/EC_Signature	fcs_rng.1/DRBG - Generation of random numbers
fcs_ckm.4	fpt_fls.1/Operate	fpt_php.3	fpt_tst.1
fpt_emsec.1			

**RP\_SFR-MECH**: Relevant Platform-SFRs being used by the Composite-ST because of its security properties providing protection against attacks to the TOE as a whole. These required security properties are a result of the security mechanisms and services that are implemented in the Platform TOE.

fdp_acc.2/FIREWALL	fdp_acf.1/FIREWALL	fdp_ifc.1/JCVM	fdp_iff.1/JCVM
fdp_rip.1/OBJECTS	fmt_msa.1/JCRE	fmt_msa.1/JCVM	fmt_msa.2/FIREWALL_JCVM
fmt_msa.3/FIREWALL	fmt_msa.3/JCVM	fmt_smf.1	fmt_smr.1
fdp_rip.1/ABORT	fdp_rip.1/APDU	fdp_rip.1/bArray	fdp_rip.1/KEYS
fdp_rip.1/TRANSIENT	fdp_rol.1/FIREWALL	fau_arp.1/JCS	fdp_sdi.2
fpr_uno.1/PIN	fpr_uno.1/KEY	fpt_fls.1	fpt_tdc.1
fia_atd.1/AID	fia_uid.2/AID	fia_usb.1/AID	fmt_mtd.1/JCRE
fmt_mtd.3/JCRE	fdp_rip.1/ODEL	fpt_fls.1/ODEL	fdp_acc.1/GP_API
fdp_acf.1/GP_API	fmt_msa.1/GP_API	fmt_msa.3/GP_API	fmt_smr.1/GP_API
fia_uid.1/GP_API	fdp_acc.1/Atomicity	fdp_rol.1/Atomicity	fru_ft.2
fpt_fls.1/SCP	fmt_lim.1/Test	fmt_lim.2/Test	fdp_sdc.1
fdp_sdi.2	fdp_itt.1	fpt_itt.1	fdp_ifc.1

### Security Assurance Requirements

- 248 The chosen level of assurance of the javacard platform-ST JSAFE3 is EAL5 augmented by ALC\_DVS.2 and AVA\_VAN.5.
- 249 The Assurance Requirement levels of Composite-TOE and the underlying platform are compliant to each other.

### 11.8.3 Security Objectives

- 250 The following section verifies that there is no contradiction between the Security Objectives of the Composite-TOE and the javacard platform-ST JSAFE3.

Relation of the Security Objectives of the Composite-ST and the javacard platform-ST JSAFE3:

Javacard platform-ST JSAFE3 Security Objectives	O.OPERATE	O.REALLOCATION	O.SCP.RECOVERY	O.SCP.IC	O.SCP.SUPPORT	O.CIPHER	O.KEY-MNGT	O.TRANSACTION	O.OBJ-DELETION	O.SIDE_CHANNEL	O.GLOBAL_ARRAY_CONFID
Composite-ST Security Objectives											
OT.AC_Pers					x	x					
OT.Data_Int			x			x	x	x			
OT.Data_Conf				x		x	x		x	x	
OT.Identification					x						
OT.Prot_Abuse-Func		x					x	x	x		x
OT.Prot_Inf_Leak				x						x	
OT.Prot_Phys-Tamper				x						x	
OT.Prot_Malfunction	x		x	x						x	
OT.Active_Auth_MRTD_Proof						x	x				

Security Objectives for the javacard platform JSAFE3 not relevant for the Composite-TOE:

- 251 O.ALARM, O.SID, O.ROLES, O.GLOBAL\_ARRAYS\_INTEG, O.GLOBAL\_ARRAYS\_CONFID, O.NATIVE, O.LIFE\_CYCLE, O.RESOURCES, O.FIREWALL, O.PIN-MNGT

**11.8.4 Security Objectives for the Environment**

- 252 The following section verifies that there is no contradiction between the Security Objectives for the environment for the Composite-TOE and for the javacard platform-ST JSAFE3.

IrOE: The objectives for the environment being not relevant for the Composite-ST are the following: none

CfPOE: The objectives for the environment being fulfilled by the Composite-ST automatically are the following: none

SgOE: The objectives for the environment significant for the Composite-ST are the following:

- OE.CARD\_MANAGEMENT, OE.NO-DELETION, OE.NO-INSTALL, OE.VERIFICATION, OE.CODE-EVIDENCE. All these objectives are relevant to the composite TOE because a correct verification and management of the TOE applet code (JSAFE3\_EPASS V.3.0.4 and IAS V.2.0.3) before and after installation is crucial and necessary for the TOE security.

**Note:** The status of the platform Card Manager (also called Issuer Security Domain, ISD) is locked in post-issuance i.e. applet loading, installation and deletion is no more possible.

- OE.MANAGEMENT\_OF\_SECRETS. User secret or TSF data managed outside the TOE shall be protected against unauthorised disclosure and modification. This objective is enforced by **OE.MRTD\_Manufact** and **OE.Personalization** stated for the composite TOE.

## 11.8.5 Compatibility: TOE Security Environment

### 11.8.5.1. Assumptions

253 The following section verifies that there is no contradiction between the Assumptions of the Composite-ST and the javacard platform-ST JSAFE3

Assumptions for the Composite-TOE referring to the MRTD operational capabilities only:

- **A.MRTD\_Manufact** - MRTD manufacturing on steps 4 to 6
- **A.MRTD\_Delivery** - MRTD delivery during steps 4 to 6
- **A.Pers\_Agent** - Personalization of the MRTD's chip
- **A.Insp\_Sys** - Inspection Systems for global interoperability
- **A.BAC-Keys** - Cryptographic quality of Basic Access Control Keys

Assumptions of the javacard platform-ST JSAFE3 are not referring to Composite-TOE assumptions:

- **A.VERIFICATION**: All the bytecodes are verified at least once, before the loading, before the installation or before the execution, depending on the card capabilities, in order to ensure that each bytecode is valid at execution time.
- **A.NO-DELETION**: No deletion of installed applets (or packages) is possible.
- **A.NO-INSTALL**: There is no post-issuance installation of applets. Installation of applets is secure and occurs only in a controlled environment in the pre-issuance phase.

### 11.8.5.2. Threats

254 The following section verifies that there is no contradiction between the Threats of the Composite-TOE and the javacard platform-ST JSAFE3.

Threats for the Composite-TOE:

- **T.Chip\_ID** - Identification of MRTD's chip
- **T.Skimming** - Skimming the logical MRTD
- **T.Eavesdropping** - Eavesdropping to the communication between TOE and inspection system
- **T.Forgery** - Forgery of data on MRTD's chip
- **T.Abuse-Func** - Abuse of Functionality
- **T.Information\_Leakage** - Information Leakage from MRTD's chip
- **T.Phys-Tamper** - Physical Tampering
- **T.Malfunction** - Malfunction due to Environmental Stress

Threats of the javacard platform-ST JSAFE3:

- **T.OBJ-DELETION**: The attacker keeps a reference to a garbage collected object in order to force the TOE to execute an unavailable method, to make it to crash, or to gain access to a memory containing data that is now being used by another application.
- **T.INTEG-APPLI-DATA**: The attacker executes an application to alter (part of) another application's data.
- **T.CONFID-APPLI-DATA**: The attacker executes an application to disclose data belonging to another application.

- T.CONFID-JCS-DATA: The attacker executes an application to disclose data belonging to the Java Card System.
- T.INTEG-JCS-DATA: The attacker executes an application to alter (part of) Java Card System or API data or the SCP data.
- T.SID.1: An fake applet impersonates another application, or even the Java Card RE, in order to gain illegal access to some resources of the TOE or with respect to the end user or the terminal.
- T.SID.2: The attacker modifies the TOE's attribution of a privileged role (e.g. default applet and currently selected applet), which allows illegal impersonation of this role.
- T.RESOURCES: An attacker prevents correct operation of the Java Card System through consumption of some resources of the card: RAM or NVRAM.
- T.PHYSICAL: The attacker discloses or modifies the design of the TOE, its sensitive data or application code by physical (opposed to logical) tampering means. This threat includes IC failure analysis, electrical probing, unexpected tearing, and DPA. That also includes the modification of the runtime execution of Java Card System or SCP software through alteration of the intended execution order of (set of) instructions through physical tampering techniques. This threatens all the identified assets.

Refinement:

This threat also addresses leakage of information that may occur during TOE usage through:

- Emanations,
  - Variations in power consumption,
  - I/O characteristics,
  - Clock frequency,
  - Changes in processing time
- T.LIFE\_CYCLE: An attacker accesses to product functionalities outside of their expected availability range thus violating irreversible life cycle phases of the product (for instance, an attacker downloads, install, or delete applications available on the product at post-issuance).

255 There are no contradictions between the threats of the composite TOE and the threats of the underlying javacard platform-ST JSAFE3.

### 11.8.5.3. Organizational Security Policies

256 The following section verifies that there is no contradiction between the OSPs of the Composite-TOE and the javacard platform-ST JSAFE3.

#### Organizational Security Policies of the Composite-TOE:

- **P.Manufact** - Manufacturing of the MRTD's chip
- **P.Personalization** - Personalization of the MRTD by issuing State or Organization only
- **P.Personal\_Data** - Personal data protection policy
- **P.Active\_Auth** – Active Authentication

#### Organizational Security Policies of the javacard platform-ST JSAFE3:

- OSP.VERIFICATION: This policy shall ensure the consistency between the export files used in the verification and those used for installing the verified file. The policy must also ensure that no modification of the file is performed in between its verification and the signing by the verification authority.
- OSP.MANAGEMENT\_OF\_SECRETS: Management of secret data (e.g. generation, storage, distribution, destruction, loading into the product of cryptographic private

keys, symmetric keys and user authentication data) performed outside the product on behalf of the TOE or Product Manufacturer shall comply with security organisational policies that enforce integrity and confidentiality of these data. Secret data shared with the user of the product shall be exchanged through trusted channels that protect the data against unauthorised disclosure and modification and allow detecting potential security violations.

- OSP.ROLES: The TOE shall recognize the following roles associated with:
  - Applications
- OSP.CARD\_ADMINISTRATION\_DISABLED: Card Content Management Functions (CCMFs) shall not be available after TOE delivery.

257 No organizational security policies of underlying javacard platform-ST JSAFE3 is mapped to platform relevant objectives.

258 There are no contradictions between the organizational security policies of the composite TOE and the organizational security policies of the underlying javacard platform-ST JSAFE3.

#### **11.8.6 Conclusion**

259 There are no contradictions between the ST of the composite TOE and the ST of the underlying javacard platform-ST JSAFE3.



## 12. ANNEX A – CRYPTO DISCLAIMER

260 The following cryptographic algorithms are used by the TOE to enforce its security policy:

Purpose	Cryptographic Mechanism	Standard of Implementation	Key Size in Bits
<b>Authentication</b>	AES in CBC mode	[FIPS_PUB_197] (AES), [ISO 10116] (CBC)	Key sizes: 128 bits
	RSA in CRT	[ISO_9796-2]	1024, 2048 bits
	ECDSA	[TR-03111]	192,224,256,320,384,512 and 521
<b>Key Agreement</b>	Session key established with BAC	[ICAO_9303]	Key sizes: 112 bits
<b>Confidentiality</b>	TripleDES in CBC mode	[FIPS_PUB_46-3] and [ICAO_9303] normative appendix 5, A5.3	Key sizes: 112 bits
<b>Integrity</b>	Retail-MAC	[ISO_9797-1] (MAC algorithm 3, block cipher DES, Sequence Message Counter, padding mode 2)	Key sizes: 112 bits
<b>Trusted Channel</b>	Secure messaging in ENC_MAC mode and key established with BAC	[ICAO_9303]	Key sizes: 112 bits
<b>RNG</b>	True Random Generator (TRNG) class PTG.2 Deterministic Random Generator (DRBG) class RNG DRG.3	[AIS31/20]	N.A.
<b>Hashing</b>	SHA-1, SHA-224, SHA-256, SHA-384, SHA-512	[[FIPS_180-2]	N.A.



## 13. QUALITY REQUIREMENTS

### 13.1 Revision History

<u>Version</u>	<u>Subject</u>
A	Initial Release – 13-March-2019

Table 10 - Revision History

## 14. ENVIRONMENTAL/ECOLOGICAL REQUIREMENTS

STMicroelectronics recommends viewing documents on the screen rather than printing to limit paper consumption.