



UTAC THAI LIMITED

UTL1 PUBLIC SITE SECURITY

TARGET


SP-SEC-015

REVISION E

PAGE 1 OF 48

Table Contents

1	Introduction	2
1.1	Site Security Target Reference	2
1.2	Site References	2
2	SST introduction	3
2.1	Site Identification	3
2.2	Site Description	6
3	Conformance Claims (AST_CCL)	8
3.1	Version on Common Criteria	8
3.2	The methodology used for the evaluation:	8
3.3	Evaluated Assurance Components are from the assurance level EAL6 Package:	8
4	Security Problem Definition (AST_SPD.1)	9
5	Assets	9
6	Threats	10
7	Organizational Security Policies (OSPs)	13
8	Assumptions	16
9	Security Objectives (AST_OBJ)	17
10	Security Objective Rationale	20
11	Mapping of Security Objectives	22
12	Extended Assurance Components Definition (AST_ECD)	24
13	Security Assurance Requirement (AST_REQ)	24
13.1	Application Notes and Refinements	24
14	Security Rationale (SAR)	27
	Table 14a : Rationale for ALC_CMC.5	28
	Table 14b: Rationale for ALC_CMS.5	32
	Table 14c: Rationale for ALC_DVS.2	34
	Table 14d: Rationale for ALC_LCD.1	35
15	Site Summary Specification (AST_SSS)	36
15.1	Preconditions Required by the Site	36
15.2	Services of the Site	36
15.3	Objectives Rationale	37
15.4	Security Assurance Requirements Rationale	41
15.5	Assurance Measure Rationale	42
15.6	Mapping of the Evaluation Documentation	46
16	Definition & List of Abbreviations	46
16.1	Definition	46
16.2	List of Abbreviations	47

	UTAC THAI LIMITED	
	UTL1 PUBLIC SITE SECURITY	SP-SEC-015
	TARGET	REVISION E PAGE 2 OF 48

1 Introduction

The purpose of this document is to describe the security target for the Assembly of Secure Wafers and ICs specifics for UTAC Thai Limited.

1.1 Site Security Target Reference

Title	Site Security Target
Document Name	UTAC THAI LIMITED (UTL) : UTL1 PUBLIC SITE SECURITY TARGET
Version Number	E
Date	August 4 th 2016
Site	UTL1
Site Location	237 Lasalle Road, Bangna, Bangkok, 10260, THAILAND
Product Type	Security Wafers and ICs
EAL – Level	EAL6*
Evaluation Body	SERMA Technologies – ITSEF
Certification Body	Agence Nationale de la Sécurité des Systèmes d’Information (ANSSI)*

*Note that only classes AST and ALC are applicable for Site Certification Objectives in this Security Target

1.2 Site References

REFERENCE

1	Common Criteria for Information Technology Security Evaluation Part 1: Introduction and general model September 2012 Version 3.1 Revision 4 CCMB-2012-09-001
2	Common Criteria for information Technology Security Evaluation Part 3: Security Assurance Components September 2012 Version 3.1 revision 4 CCMB-2012-09-003
3	Common Criteria Supporting Documents Guidance Smartcard Evaluation February 2010 Version 2.0 CCDB-2010-03-001
4	Common Criteria Supporting Document Guidance Site Certification October 2007 Version 1.0 Revision 1 CCDB-2007-11-001
5	Joint Interpretation Library Minimum Site Security Requirements Version 1.1 (For trial Use) July 2013
6	Bundesamt Für Sicherheit in der Informationstechnik Guidance for Site Certification Version 1.0



UTAC THAI LIMITED

UTL1 PUBLIC SITE SECURITY

TARGET

SP-SEC-015

REVISION E

PAGE 3 OF 48

7 Security IC Platform Protection Profile Version 1.0 (15.06.2007) Ref: BSI-PP-0035

2 SST introduction

2.1 Site Identification

The SST is referring to UTAC Thai Limited located in Thailand that provided the Assembly service of Secure Wafers and ICs. This SST is specific for this site abbreviated as 'UTL1' which is located at:

237 Lasalle Road, Bangna, Bangkok, 10260, THAILAND

Main activity at site is manufacturing of Secured and Non-Secured products consist of production, engineering, store, warehousing and office including business administration and management activities. Products and description of buildings utilization;

Products and Services: Assembly of ICs (QFN products)

Building utilization:

- Building 1 : Manufacturing and Office
- Building 2 : Canteen and Office
- Building 3 : Facility and Utility
- Building 4 : Store
- Building 5 : Waste water treatment plant
- Building 6 : Office
- Building 7 : Office


Description of the site activities:

Incoming raw Material (Secure IC Wafers and other raw materials)

Clients who need Secured products will send to UTL1 their Security IC Wafers for assembly. Clients also provide the specification, built instruction to the site in order to start the assembly production.

Receiving

Upon physical receipt of the Security IC Wafers (in boxes) at receiving area, the site will key the incoming material into the system. These wafers have a unique identification code which is electronically setup by the site so that traceability of each wafer is properly recorded and accounted for. The raw materials which are yet to be processed into the

	UTAC THAI LIMITED	
	UTL1 PUBLIC SITE SECURITY TARGET	SP-SEC-015
		REVISION E
		PAGE 4 OF 48

manufacturing process are transferred to Die Bank store which entry is accessed only by authorized personnel.

Die Bank Store

Upon physical receipt of lot at Die Bank Store, the die bank personnel will transact the lot into the MES (Manufacturing Execution System). After which, it is unpacked and sent Wafers for Incoming Quality Inspection. The Process Traveler is generated and attached to the lot prior to sending lot to other process or to Wafer Sort process. Transfers between Die Bank store and the different production process are also monitored using the electronic production WIP system which tracks the traceability of the wafers.

Assembly Process (for QFN Products)

Before any mass production is conducted in assembly process, the site will have already optimized the production process during the NPI (New Product Introduction) stage where the site will review the client spec requirements, run qualification and pre-production lots. Data on the runs are sent to client for their review and final approval for full production. For every mass production launch, each job is assigned a unique production lot ID which will be traced from the start to finish through the MES. The site also practices Zero Balancing where each die in the wafer or each packaged unit is traced and accounted through-out the process. An assembly process traveler document is attached to each production lot.


Once production is launched, the wafer will undergo the following manufacturing process:

Wafer Taping: This is the process where the active side is protected with a back grinding tape to protect while the wafer undergoes back-grinding during the next process. Lot In/Out is transacted in the MES.

Wafer Back Grinding: The taped wafers are then back-grinded to the desired thickness as required by the client in the Assembly Build Instruction. Back-grinding process recipe is auto-download by scanning of the barcode in the process traveler. Lot In/Out is transacted in the MES. Once completed back-grinding process the tape is then removed from the wafer.

Wafer Mount: The back-grinded wafers are then mounted on a wafer ring to prepare it for the grooving and/or wafer dicing processes. Lot In/Out is transacted in the MES.

Wafer Grooving/Dicing: For low K wafers (< 65 nano), grooving process is required prior to wafer saw. When wafers are un-sawn, the site will need to perform a sawing process to

	UTAC THAI LIMITED	
	UTL1 PUBLIC SITE SECURITY	SP-SEC-015
	TARGET	REVISION E PAGE 5 OF 48

isolate the different ICs in a wafer. Both grooving and wafer saw recipe are auto-downloaded through UTL1's Recipe Management System. Lot In/Out is transacted in the MES. Once the wafers are completely sawn, the lot goes through UV cure, Post saw inspection and then goes to start the die attach process. Lot In/out are transacted in the MES for each process stage. Wafer Map diagrams of the wafers are either provided by the client or downloaded through their secured server, each wafer is uniquely identifiable with their wafer lot numbers. Lot In/out are transacted in the MES for each process stage.

Die Bonding: process of attaching die to substrate. The strong adhesion of the die to the substrate would be the key in this process and the adhesion is made possible using a die attach paste and with the use of thermal oven curing. Lot In/Out is transacted in the MES. For wafers which are already sawn, this will be the first production process step.

Wire bonding: After the die attach is completed, the dies would need to be bonded to the substrate using gold wires, copper wire or copper wire coated with palladium or other material depended on client requirement, and the different pads of the dies are bonded to the bonding pads of the substrate to ensure connectivity. Lot In/Out is transacted in the MES.

Molding: encapsulation process is to ensure that the wire bonded products are properly protected by plastic mold compound which is covering the entire area of the package. High Temperature resin is used in this process. Lot In/Out is transacted in the MES.


Post Mold Cure: After molding, the dies are encapsulated with thermo-setting molding compound and cured. Lot In/Out is transacted in the MES.

Detaping: This process is to remove back grinding tape out of the substrate. Lot In/Out is transacted in the MES.

Buffing/Frame Cleaning: This cleaning process is to remove mold flash on the leadframe and substrate by buffing machine or by high pressure water at the entire area of the package. Lot In/Out is transacted in the MES.

Plating: A manufacturing process to apply a thin layer of metal coats to metal part of the substrate by electroplating, which requires an electric current. Lot In/Out is transacted in the MES. For the substrate using pre-plated lead frame, the plating process is not requiring.

Marking: This process is to produces a highly legible and completely indelible mark over the package. Marking can be both contact process using ink and a non-contact process using laser to be produced as needed. Lot In/Out is transacted in the MES.

	UTAC THAI LIMITED	
	UTL1 PUBLIC SITE SECURITY	SP-SEC-015
	TARGET	REVISION E PAGE 6 OF 48

Saw Singulation: encapsulated package are mechanically sawn to isolate into individual units. Lot In/Out is transacted in the MES.

Auto VM: After singulation, the lot is sent for 100% auto visual-mechanical inspection. Visual defect/reject units are separated from the good units. Lot In/Out is transacted in the MES. The rejected units are placed inside a plastic bag and security sealed before sent to the Reject Control Center. (Note: Rejects are placed inside a caged trolley with combination lock when transporting to the Reject Control Center).

Packing: Depending on the client's packing requirements, the final assembly packaging of the secure devices are packed in tube, tray or canister format based on the requirement of client or the re-test process need. For product do not require re-test, will pack in intermediate boxes and then proper outer boxes with identification labels as required by the client. For product require re-test, will pack into intermediate boxes then put into transfer cart with security seal and send to re-test at other site.

Destruction of secured scrap materials

The good and bad dies in the wafers are all tracked using the Zero Balancing from start of production to the end of the production and are also recorded electronically in the manufacturing production system. For client who has requested that the scrap dies and wafers to be ship back to them, they will arrange the appropriate transportation to be ship back to their facility. For client who has requested that the scrap material to be destroyed, the site will dispose the secured scrap material in proper containers with the relevant procedure before the scrap materials are collected and transported to client's site.


Internal Shipment to clients

Shipments are considered to the internal shipment as they are route back to the client whereby the client will arrange their own contractors which UTL1 security performs the necessary security checks before they are allowed to collect the materials. The site will inform the client upon completion of the production order and the completed products are ready for collection.

2.2 Site Description

The site consists of production facilities, incoming and outgoing material / finished products, warehousing, production, product and process engineering, client service and information technology (IT).


Physical security: The entire perimeter of the building premises is surrounded with a fence. The main entrance of the building is secured with a car barrier for vehicle. CCTV cameras are

	UTAC THAI LIMITED	
	UTL1 PUBLIC SITE SECURITY TARGET	SP-SEC-015
		REVISION E
		PAGE 7 OF 48

installed on strategic locations along the perimeter and are housed at the Security Command Center for surveillance monitoring. Access controls, restricted access and CCTV surveillance cameras are also located at various locations within UTL1 facility. CCTV footages in the identified secure areas within UTL1 facility are housed in the Security Command Center for surveillance. Security guards are stationed at Employee entrance, Loading Bay, Shipping areas. Security checks/patrols are also conducted within working hours. In general, the relevant physical sections that are target of the evaluation process are the areas that are directly involved in the services and/or processes of the site used for security products as well as areas that support these either from operational point of view (configuration control, operation control, location of IT-system, warehouse, etc) or from organizational point of view (site security organization and control, maintenance of systems and tool, Failure Analysis and Reliability services, Customer services etc).

Logical security: The complete logical flow of the Security ICs at the site is covered by the SST. The management of the related processes and site security are also covered by the SST. The product flow of the security ICs on the site begins with the receipt of parts of the TOE (raw materials) up to the packing and handover for the shipment of the finished Security ICs.

The scope of TOEs are designed and developed based on the following processes: Receiving and storage of security wafers, Production/manufacturing of the security ICs, Logistics-Incoming wafers, outgoing finish goods, Storage and warehousing, Handling of Scrap materials from production process to destruction.

	UTAC THAI LIMITED	
	UTL1 PUBLIC SITE SECURITY	SP-SEC-015
	TARGET	REVISION E PAGE 8 OF 48

3 Conformance Claims (AST_CCL)

3.1 *Version on Common Criteria*

- 3.1.1 The SST Evaluation is based on Common Criteria Version 3.1, release 4
- 3.1.2 Common Criteria for Information Technology Security Evaluation, Part 1: Introduction and general model, September 2012 Version 3.1 Revision 4 (CCMB-2012-09-001)
- 3.1.3 Common Criteria for Information Technology Security Evaluation, Part 3: Security assurance components, September 2012 version 3.1 Revision 4 (CCMB-2012-09-003)

3.2 *The methodology used for the evaluation:*

- 3.2.1 Common Methodology for IT security Evaluation, Evaluation Methodology, Sep 2012 Version 3.1 Revision 4 (CCMB-2012-09-004)


3.3 *Evaluated Assurance Components are from the assurance level EAL6 Package:*

- 3.3.1 ALC_CMC.5 Production support, acceptance procedures and automation
- 3.3.2 ALC_CMS.5 Development tools CM Coverage
- 3.3.3 ALC_DEL.1 Delivery procedures
- 3.3.4 ALC_DVS.2 Sufficiency of security measures
- 3.3.5 ALC_LCD.1 Developer defined life-cycle model
- 3.3.6 ALC_TAT.3 Compliance with implementation standards

Assurance components evaluated are based on the assurance level EAL6 of the Assurance class. The chosen assurance components are derived from the assurance level EAL6 of the assurance class "Life-cycle Support". For the assessment of the security measures attackers with high attack potential are assumed. Therefore this site supports product evaluations of products up to EAL6.

The assurance components chosen for the Site Security Target are compliant to the Protection Profile (PP) indicated under Section 1.2 [7]. Therefore the scope of the evaluation is suitable to support product evaluations up to assurance EAL6 conformant to Part 3 of the Common Criteria.

The site does not directly contribute to the development of the intended TOE in the sense of Common Criteria. The site ensures a reproducible production process within the limits defined for the production process. This is subject of the configuration management. Therefore the site does not cover any aspects that are covered by ALC_TAT. Using the received set of reticles, the site produces security ICs. Functional testing must be performed before the intended TOE can

	UTAC THAI LIMITED	
	UTL1 PUBLIC SITE SECURITY	SP-SEC-015
	TARGET	REVISION E
		PAGE 9 OF 48

be delivered to the client. Since the functional testing is not performed at the site, the modules are delivered to the functional testing site on the related security product. Therefore the site does not perform delivery to the clients. Thus the site does not cover any aspects that are covered by ALC_DEL. Inter shipment is covered under ALC_DVS2.

4 Security Problem Definition (AST_SPD.1)

The security problems are derived from the potential threats based on the assets owned by the site and the Organizational Security Policies (OSP) are also defined in this section. The security problem definition comprises of mainly: Theft-Theft of information, physical theft of assets and lapse in Physical/ Logical Security-in Production Process. These threats are described generally in the SST to cover the aspect of potential attacks which the site has detail procedures, access matrix, layout, blueprints that governs the security of the site.

The configuration management covers the integrity and confidentiality of the TOE and the security management of the site.


5 Assets

This section describes the assets handled at the site. The site has internal documentation and data that is relevant to maintain the confidentiality and integrity of an intended TOE. This comprises site security policies and measures which aims to protect the assets for the maintenance of appropriate controls.

Assets refer to the security elements which are received/ consigned by clients/ owned by the site as follow (but not limited to): Client's Secure Wafers and ICs, Client's finished products and other forms of identity ICs packages, Secure ICs and Wafers which are rejected in the manufacturing process or intended for scrap, Client owned hardware for secure products and Security seal.

There are other client specific assets like seals, special transport protection or similar items that support the security of the internal shipment to the client. They are handles the same way as the other assets to prevent misuse, disclosure or lost of these sensitive items or information.

The integrity of any machinery or tooling used for production are not considered as part of the definition of an asset. However the site has maintained procedures, measures and internal documentation to ensure the importance of this condition.

	UTAC THAI LIMITED	
	UTL1 PUBLIC SITE SECURITY TARGET	SP-SEC-015
		REVISION E
		PAGE 10 OF 48

6 Threats

Threats refer to the potential attacks which could possibly threaten the confidentiality and integrity of the TOE. These threats could possible happen from incoming of materials (secured wafers, IC and dies), in production and in the shipment of secured products. These threats are described generally and are applicable to the site. Following are major threats which describe the potential attacks:

T. Smart-Theft


In situation where the attacker plans to access the authorized area or restricted boundaries for the purpose of stealing secured items from the site. This attacker could use tools or equipment to break into the physical boundary of the company or building. Potential Physical theft could also happen during incoming of raw material, during in process of manufacturing production till shipment of the finish goods. Concerned assets include Clients Secured Wafers and ICs, Secure IC wafers which are rejected in the manufacturing process or intended for scrap, special transport protection like security seals that support the security of the internal shipment to the client.

This attack already includes a variety of targets and aspects with respect to the various assets listed in the section above. It shall cover the range of individuals that try to get used or rejected devices that can be used to further investigate the functionality of the device and search for further exploits. The time spent by an attacker to prepare the attack and the flexibility of such an attack will provide big risk.

Potential attackers could be either existing employee of the company or external attackers whom are not existing employees. It will cause the company financial loss and loss of reputation as the goods are entrusted to the site by the client.

The site has implemented different levels of access control depending on the security restriction of the area. Some additional measures of the different level of access will include additional password entry or escorted by security personnel. Tools like security burglar alarms and CCTV cameras are also installed throughout the entire company to enhance the physical security of the company.

During production of the secure products there are risks of theft from employees. Zero Balancing of security products are observed in the production process. Tracking all pass and fail security parts at incoming, outgoing and during the production process steps on a list and ensuring that all the security wafers are accounted for.

	UTAC THAI LIMITED	
	UTL1 PUBLIC SITE SECURITY	SP-SEC-015
	TARGET	REVISION E PAGE 11 OF 48

T. Rugged-Theft

In a situation where the attacker is experienced, plans to attack by accessing the permissible area or restricted boundaries for sensitive configuration items. Attacker could be paid for such stealing activities. Concerned assets include Client's Secure Wafers / ICs, finished products, special transport protection like security seal that support the security of the internal shipment to the client.

The risk for this attack could vary depending on the subject and the recognized value of the assets. These attackers could be prepared to take high risks for payment. They are considered to be sufficiently resourced to overcome the security measures. The target of the attack could be devices that can be re-sold or misused in an application context. These attackers are considered to have the highest attack potential.

These attackers could not completely be blocked by the physical, technical and procedural security measures. The site has special restricted location and access to highly secured area where such information are the most sensitive. Signed and Secured Keys are also used to transmit confidential or sensitive files with external parties to provide additional protection against such attacks.


T. Computer-Net

Data theft could happen when the attacker tried to access the network without authorization. The attacker could try to download or intercept confidential documents of the company/ clients' data (such as prepersonalization data) for manipulation. In such cases, data theft through access of the company network or data servers could lead to loss of reputation of the company as well as the leak of confidentiality of clients' knowhow and intellectual property. This could eventually lead to a financial loss, compensation or legal case for the company. Concerned assets include Clients Testing Specifications, test programs and prepersonalization data.

These attackers are considered to have high attack potential because they might have vast technical knowledge to perform such attack whereby the in house system or software may not have sufficient capabilities to withstand such attacks.

Risk of Logical theft is reduced by the implementation of the security firewall to the external network. Limitations are set on websites, web applications and computer applications which are not essential for company use. Computer users also have individual accounts which require password authentication.

The site also houses dedicated servers and procedures in place handling Pre-personalization data which will enhance the security of the data received from the clients. The production network is also separated from the office network which the production network has no access to the internal network and has no access to internet to reduce the risk of any external attacks from hackers.

	UTAC THAI LIMITED	
	UTL1 PUBLIC SITE SECURITY TARGET	SP-SEC-015
		REVISION E
		PAGE 12 OF 48

Sensitive and confidential information exchanges like the pre-personalization data that client send to the site for testing and OS loading are also encrypted when send to the site for decryption. Access of the encryption and decryption key are limited to only users who require access to clients' exchanges.

T. Unauthorized Staff

Unauthorized entry into prohibited area such as store, warehouse, production area and personalization is restricted. Concerned assets include Clients Secured Wafers and ICs, Client's finished products, special transport protection like security seals that support the security of the internal shipment to the client. The site is segregated into different levels of restricted access and the access is only permitted to authorized personnel.

Only authorized personnel are allowed into the different sections of the company and are controlled by the finger print (biometric) access which is reviewed and approved by Management.

Subcontractors/ vendors, visitors or non-employee of the site will be subjected to record their particulars and escorted by an employee during the duration of their stay in the site and have restricted access to the site. The site has also internal procedure guiding the access of unauthorized employees entering the site.


T. Staff-Collusion

Threats from external attacker might have collaborated with existing employee to extract data, confidential information or material from the site. Collaboration of such nature could have been motivated by personal interest or extortion. Concerned assets include Clients Secured Wafers and ICs, Client's finished products, Secure IC wafers which are rejected in the manufacturing process or intended for scrap.

While the site conducts yearly security training and security talks for the employees, they have to also sign the confidentiality agreement during their term of employment with the site. Procedures such as limited access and document controlled access on production data and clients' sensitive data are also available at site. Handling of material or product at site using the 4 eyes principal is also implemented to reduce the tendency of such attacks.

T. Accidental Change

Employee, trainee, freight forwarder could have also make mistakes in executing their tasks and therefore resulting in the wrong mix of the different shipment at collection, mixing the wrong lot or batch of raw materials of products in production or even loading wrong personalization data by mistake. Concerned assets include Clients Secured Wafers and ICs and Client's finished products.

	UTAC THAI LIMITED	
	UTL1 PUBLIC SITE SECURITY	SP-SEC-015
	TARGET	REVISION E PAGE 13 OF 48

We have measures in place to prevent accidental changes in high risk area prone to accidental change such as incoming shipment identification, outgoing shipment collection, in production process during issuing of materials.

T. Attack- Transport

Potential attacker might be planning to get products or confidential data during shipment of the product. Their aim on the attack is to get sensitive information for unauthorized activities, such as replicating sensitive product devices or data, reselling of security devices or getting sensitive information. Concerned assets include Clients Secured Wafers and ICs, Client's finished products, Secure IC wafers which are rejected in the manufacturing process or intended for scrap, specific assets like seals, special transport protection or similar items that support the security of the internal shipment to the client. These specific assets are handled the same way as other assets to prevent misuse, disclosure or lost.

Incoming and outgoing shipment of raw material and finished goods/ products to clients are controlled via a restricted channel whereby access is dedicated to only logistics personnel and all transactions of materials are performed between the freight forwarders and logistics personnel are also recorded. Procedure and controls for Freight Forwarders (for incoming and outgoing shipments) are also in place. Collection for the finished goods is also identified with unique numbers whereby it's only made known to the freight forwarder who are collecting the goods.

Internal transportation of TOE is also monitored under the production process security element.

7 Organizational Security Policies (OSPs)

The security policies devised are based on the requirement of the assurance components of ALC for the assurance level EAL 6. The policy in place supports the entire process of the site as described (under section 2.1) and serves as security measures under the Security Assurance requirement (SAR). In addition, scheduled internal security audit and maintenance schedule of security equipment shall ensure the correct and continuous operation of the site's security.

The documentation of the site under evaluation is under configuration management. This comprises all procedures regarding the production flow and the security measures that are in the scope of the evaluation. Guidelines outlining the Security policy of the Site are mapped as follow:

P. Config-Items

The configuration management system shall be able to uniquely identify configuration items. This includes the unique identification of the items that are created, generated, developed or used at the site.



UTAC THAI LIMITED

UTL1 PUBLIC SITE SECURITY

TARGET

SP-SEC-015

REVISION E

PAGE 14 OF 48

All products and item codes are guided by the site's configuration system which uses unique item code for different client, Bill of material (BOM) and products. The site also uses a Work in Progress (WIP) and Zero balancing system for production and item traceability. Procedure of the client's creation and new product introduction (NPI) are also in place to ensure that the information of the clients, material configuration and process specifications of the product are defined. The documentation (Physical copy) of this clients' assembly build diagram and specifications are controlled documents released only for production. Limited access to these documentations (electronic copy) is also stored in the server, available only to authorized engineering personnel.

Procedures on the creation of the Bill of material guiding the unique item code for all raw materials (including security products) and clients codes. The entire production system is also guided by the SAP system which control information of the entire process from incoming to production and shipment.

The naming and the identification of these configured items are specified during the entire production process.

P. Config Control

The procedures governing setting up the production process for new product and the procedure that allows changes of the initial setup for a new product shall only be perform by authorized personnel.


The new product setup includes the following information: identification of the product, properties of the product, itemized level (BOM/ raw material) and properties of the product when internal transfers take place, how the product is tested after assembly, address used for the shipment and other configuration of the processed product. All these setup are also managed via the SAP system and governed by procedure on item master part creation.

Configured items will be tied to the client's approval documents before releasing it for mass production. Program name will be defined based on the client's name and configuration name. There are internal procedures and work instructions to ensure the traceability of clients' inventory and is further governed by the SAP system.

P. Config-Process

Services and processes provided by the site are controlled in the configuration management plan. This comprises tools used for assembly of the product like the process control plan will govern how the process is run and what are the tools and assembly equipment used in the production of the module. This clearly explains in detail the manufacturing processes and quality of the modules at the site.

PUBLIC

	UTAC THAI LIMITED	
	UTL1 PUBLIC SITE SECURITY	SP-SEC-015
	TARGET	REVISION E PAGE 15 OF 48

The documentation with the process description and the security measures of the site are under version control. Measures are in place to ensure that the evaluated status complies.

P. Reception-Control

Procedures on receiving of products, outgoing shipments to clients and internal material flow are followed to ensure that security is not compromise. Inspection of incoming materials is also done on site to ensure that the received configuration items comply with the properties stated by the clients.

Traceability of the materials and products are monitored via SAP system. Information of freight forwarders are also recorded to ensure traceability and accountability. All incoming shipments have a dedicated incoming reception channel for the transfers of goods (including security material) to ensure security.

P. Accept-Product

The quality control of the site ensures that the released products comply with the specification agreed with the clients. The quality control plan depicts the process, control and measures in place for the acceptance process of the configuration items. Therefore, the properties of the product are ensured when shipped.


P. Zero-Balance

Site ensures that all sensitive items (on the intended TOE from clients) are separated and traced by devices basis. Procedure on Zero balancing is practiced to ensure that all scrap materials are accounted for at each different manufacturing process. Security products are traced and recorded to ensure traceability. At the end of the production process where functional or defective assets are consolidated, they are ether destroyed or send back to the clients (dependent on the production setup).

The policy on Zero balancing covers the handling of products at each production flow of the site. All finished products are returned to the clients that has provided the site with the products. This is considered as internal shipment routing back to the clients.

P. Transport-Prep

Procedures and measures are ensured for the correct labelling of the product. Products are labelled according to the specification determine by the clients and are verified before shipment to the clients. Products are packed per specification indicated by the clients. Controls are in place when the forwarder indicated by the client before the handover of the security products. Traceability of the outgoing materials and security products are monitored. Information of freight forwarders are also recorded to ensure traceability and accountability. All outgoing and

	UTAC THAI LIMITED	
	UTL1 PUBLIC SITE SECURITY TARGET	SP-SEC-015
		REVISION E
		PAGE 16 OF 48

internal shipments have a dedicated outgoing shipment channel for the transfers of goods (including configuration products) to ensure security

P. Data-Transfer

Confidential/ sensitive data transfers in electronic form must be sent in a signed, encrypted and secured manner. All sensitive configuration or information (include product specifications etc) is also encrypted to ensure security before sending out to clients through email.

P. Secure-Scrap

Storage of the functional or defective Scrap materials are securely maintained with authorized access. Secured scrap products must be destroyed securely with registered vendors or are returned to the clients (according to the production setup).

8 Assumptions

Each site operating in a production flow must reply on preconditions provided by the previous site. Each site has to reply on the information received by the previous site/client. This is reflected by the assumptions defined below for the interface with UTL1.

A. Item-Identification

Each Configuration item received by the site is appropriately labelled to ensure the identification of the configuration item

A. Product-Spec


The product developer must provide appropriate specifications and guidance for the assembly of the product. This comprises bond plans for an appropriate assembly process The provided information includes the classification of the delivered item and data.

A. Internal-Shipment

The recipient (Client) of the product is identified by the address of the client site. The address of the client is part of the product setup. The client defined the requirements for packing of the security products in case the standard procedure of UTL1 is not applicable.

A. Product-Integrity

The self-protecting features of the devices are fully operational and it is not possible to influence the configuration and behavior of the devices based on insufficient operational conditions or any command sequence generated by an attacker or by accident.

	UTAC THAI LIMITED	
	UTL1 PUBLIC SITE SECURITY	SP-SEC-015
	TARGET	REVISION E PAGE 17 OF 48

The assumptions are outside the sphere of influence of UTL1. They are needed to provide the basis for an appropriate production process, to assign the product and destruction of all configuration items related to the intended TOE.

9 Security Objectives (AST_OBJ)


The site's security objectives and measures shall conform to the EAL 6. These measures defined the physical, data, organizational security measures, and logistical security of the site.

- Physical Access
- Security Control
- Alarm Response
- Internal Monitor
- Maintain Security
- Logical Access
- Logical Operation
- Config-Items
- Config-Control
- Config-Process
- Accept-Product
- Staff Engagement
- Zero Balance
- Reception-Control
- Internal transport
- Data Transfer
- Control Scrap

O. Physical-Access

Different Security access supports the different level of access control level of different authorized staff entering the facility. The area of access of the authorized staff is subjected to the basis of each individual's job scope and enforcing the "need to know" principle. The access control supports the limitation for the access to sensitive area including the identification and rejection of unauthorized entry.

The site enforces up access control depending on the area of access. The access control measures and mapping ensures that only authorized staff and accompanied visitors can access restricted areas. Any visitors who are accompanied must also be authorized to visit the restricted area by a formal security application, approved by authorized personnel. All Security products are handled in restricted areas only.

	UTAC THAI LIMITED	
	UTL1 PUBLIC SITE SECURITY	SP-SEC-015
	TARGET	REVISION E PAGE 18 OF 48

O. Security-Control

The site has defined the responsibilities of each different personnel responsible for the security of the site. Measures, response and controls on the operation of the system for access control and surveillance are also defined. Technical security equipment such as video control, CCTV, sensors will also support the enforcement of the access control. All staff is responsible for registering the visitors, get authorized approval for entry to each area and should ensure to escort the visitors.

O. Alarm-Response

The technical and organizational security measures ensure that an alarm is generated before an unauthorized person gets access to any sensitive configuration item (asset). After the alarm is triggered, the unauthorized person still has to overcome further security measures. The reaction time of the employee or security personnel is short enough to prevent a successful attack.

O. Internal-Monitor

The site performs security management meeting once every year. The security management meetings are used to review security incidences, to verify that the maintenance measures are applied and to reconsider the assessment of risks and security measures. An internal audit is also conducted yearly to control the application and seek further improvement of the security measures defined.


O. Maintain-Security

Technical security measures are maintained regularly to ensure correct and accurate operations. Access control system to ensure that only authorized employee have access to sensitive area as well as computer/ network system to ensure the protection of the networks and computer systems based on the appropriate configuration.

O. Logical-Access

The site enforces a logical separation between the internal network and the internet by a firewall. The firewall ensures that only defined services and defined connections are accepted. The internal network is also separated into the production network and the administration network. Additional specific networks for production and configuration are physically separated from any internal network to enforce access control. Access to the production network and internal network is also restricted to authorized employees that are working in the related area or that are involved in the configuration tasks or the production system. Every authorized user of an IT system has its own user account and password managed by the authorized IT administrator. An authentication user account and password is enforced by all computer systems.

O. Logical-Operations

	UTAC THAI LIMITED	
	UTL1 PUBLIC SITE SECURITY TARGET	SP-SEC-015
		REVISION E
		PAGE 19 OF 48

The network segments and computer systems are kept up to date software updates, security patches, virus protection, and spyware protection). The backup of sensitive data and security relevant logs is applied accordingly to the classification of the stored data.

O. Config-Items

The site has a configuration management system that assigns a unique internal identification to each product to uniquely identify configuration items and is assigned to each different client.

O. Config-Control

The site has a procedure for the setup of the production process for each new product- From the release of a new configuration of the product to the production of the product. The site has also integrated a process of change management whereby process to introduce changes to the product or processes is enforced. Only authorized personnel can access the changes in the system. The configuration management system which is automated supports the entire production control.

O. Config-Process

The site controls its services and processes using a configuration management plan. The configuration management is controlled by tools and procedures for the assembly of the products, for the management of optimizing the documentation and process flow managed by the site.


O. Accept-Product

The site delivers configuration items that fulfill the specified properties. Specification checks, Machine Parameters, Functional and visual control checks are performed to ensure that the products are compliant to the specifications defined. Activity logs are stored and maintained in the database to support the tracing and identification in case of any systematic failures.

O. Staff-Engagement

All employees have to sign a non-disclosure agreement upon their employment with the site. Authorized staffs who are engaged to move, transfer and have contact with the security configuration items have to be trained and qualified based on the security procedures, on handling of the products. Briefing session with employees on basic security procedures of the company is done for every new employee joining the site and yearly sessions are also conducted to facilitate and enforce the importance of security within the site.

O. Zero-Balance

	UTAC THAI LIMITED	
	UTL1 PUBLIC SITE SECURITY	SP-SEC-015
	TARGET	REVISION E PAGE 20 OF 48

Tracing of the security product is essential and the site has to ensure that each device of the client are tracked separately and are accounted for each functional and defective device at every production step. Devices are tracked until when they are shipped or destructed as determined by clients.

O. Reception-Control

Upon receipt of products an incoming inspection is performed. The inspection comprises the received amount of products and the identification and assignment of the product to a related internal production process.

O. Internal-Transport

The internal shipment procedure is applied to the configuration item. The recipient of a physical configuration item is identified by the assigned clients address. The internal shipment procedure is applied to the configuration site. The packaging is part of the defined process and applied as agreed with the client. The forwarder supports the tracing of configuration items during the internal shipment.

O. Data-Transfer

Sensitive electronic configuration items (data or documents in electronic form) are protected with cryptographic algorithms (PGP Keys) to ensure confidentiality and integrity. The associated keys must be assigned to individuals to ensure that only authorized employees are able to extract the sensitive electronic configuration item. The keys are exchanged based on secured measures and they are sufficiently protected.

O. Control-Scrap

The site has measures to destruct sensitive configuration items. Rejected or defective devices are either destructed by authorized vendors or are returned to the clients.

10 Security Objective Rationale

The Site Security Target includes a Security Objectives Rationale with two parts. The first part includes a tracing which shows how the threat and OSPs are covered by the Security Objectives. The second part includes a justification that shows that all threats and OSPs are effectively addressed by the Security Objectives.

Note that the assumptions defined in this site security target cannot be used to cover any threat or OSP of the site. They are seen as pre-conditions fulfilled either by the site providing the



UTAC THAI LIMITED

UTL1 PUBLIC SITE SECURITY

TARGET

SP-SEC-015

REVISION E

PAGE 21 OF 48

sensitive configuration items or by the site receiving the sensitive items. Therefore, they do not contribute to the security of the site under evaluation.



UTAC THAI LIMITED

UTL1 PUBLIC SITE SECURITY

TARGET

SP-SEC-015

REVISION E

PAGE 22 OF 48

11 Mapping of Security Objectives

Threats and OSP	Security Objectives
T. Smart Theft	<ul style="list-style-type: none"> O. Physical- Access O. Security-Control O. Alarm Response O. Internal Monitor O. Maintain-Security
T. Rugged-Theft	<ul style="list-style-type: none"> O. Physical-Access O. Security-Control O. Alarm Response O. Internal-Monitor O. Maintain-Security
T. Computer-Net	<ul style="list-style-type: none"> O. Internal-Monitor O. Maintain-Security O. Logical Access O. Logical Operation O. Staff Engagement
T. Accident-Change	<ul style="list-style-type: none"> O. Logical-Access O. Config Control O. Config-Process O. Accept-Product O. Staff Engagement O. Zero Balance
T. Unauthorized Staff	<ul style="list-style-type: none"> O. Physical Access O. Security-Control O. Alarm Response O. Internal Monitor O. Maintain-Security O. Logical-Access O. Logical Operation O. Staff Engagement O. Config-Control O. Zero Balance O. Control-Scrap



UTAC THAI LIMITED

UTL1 PUBLIC SITE SECURITY


TARGET

SP-SEC-015

REVISION E

PAGE 23 OF 48

Threats and OSP	Security Objectives
T. Staff Collusion	<ul style="list-style-type: none"> O. Internal Monitor O. Maintain- Security O. Staff Engagement O. Zero Balance O. Data-Transfer O. Control-Scrap
T. Attack-Transport	<ul style="list-style-type: none"> O. Internal-Transport O. Data-Transfer
P. Config-Items	<ul style="list-style-type: none"> O. Reception-Control O. Config-Items
P. Config-Control	<ul style="list-style-type: none"> O. Config-Items O. Config Control O. Logical Access
P. Config process	<ul style="list-style-type: none"> O. Config Process
P. Reception-Control	<ul style="list-style-type: none"> O. Reception-Control
P. Accept-Product	<ul style="list-style-type: none"> O. Config-Control O. Config-Process O. Accept-Product
P. Zero-Balancing	<ul style="list-style-type: none"> O. Internal Monitor O. Staff-Engagement O. Zero-Balance O. Control Scrap
P. Transport-Prep	<ul style="list-style-type: none"> O. Config-Process O. Internal-Transport O. Data-Transfer
P. Data-Transfer	<ul style="list-style-type: none"> O. Data Transfer
P. Secure Scrap	<ul style="list-style-type: none"> O. Security-Control O. Zero Balance O. Control-Scrap

	UTAC THAI LIMITED	
	UTL1 PUBLIC SITE SECURITY	SP-SEC-015
	TARGET	REVISION E PAGE 24 OF 48

12 Extended Assurance Components Definition (AST_ECD)

No extended components are currently defined in this Site Security Target.

13 Security Assurance Requirement (AST_REQ)

Clients using this site Security Target require an evaluation against evaluation assurance level EAL 6. In many cases, this evaluation assurance level is appropriate with the Security Assurance Requirement ALC_DVS.2. This Security Assurance Requirement (SAR) is often requested in the Security IC Platform Protection Profile.

The Security Assurance Requirements (SAR) are from the class ALC (LIFE-CYCLE SUPPORT) as defined:


- CM Capabilities (ALC_CMC.5)
- CM SCOPE (ALC_CMS.5)
- Delivery (ALC_DEL.1)
- Development Security (ALC_DVS.2)
- Life-Cycle Definition (ALC_LCD.1)
- Tools and Technique (ALC_TAT.3)

13.1 Application Notes and Refinements

The description of the site certification process includes specific application notes. The main item is that a product that is considered as intended TOE is not available during the evaluation. Since the terms "TOE" is not applicable in the SST the associated process for the handling of products (or "intended TOEs") are in the focus and described in this Site Security Target. These processes are subject of the evaluation of the site.

13.1.1 Overview and Refinements regarding CM Capabilities (ALC _CMC)

A production control system is employed to guarantee the traceability and completeness of different production lot. The number of wafers, dice and/ or packaged products (e.g. modules) is tracked by this system. Appropriate administration procedures are implemented for managing wafers, dice and/ or packaged modules, which are being removed from the production-process in order to verify and to control pre-defined quality standards and production parameters. It is ensured, the wafers, dice or assembled devices removed from the production stage (i) are returned to the production stage from where they were removed or (ii) are securely stored and destroyed.

	UTAC THAI LIMITED	
	UTL1 PUBLIC SITE SECURITY	SP-SEC-015
	TARGET	REVISION E PAGE 25 OF 48

According to the processes rather than a TOE are in the focus of the CMC examination. The changed content elements are presented below. Since the application notes are defined for ALC_CMC.5. Since this Site Security Target claims ALC_CMC.5 only relevant content elements are adapted.

The configuration control and a defined change process for the procedures and descriptions of the site under evaluation are mandatory. The control process must include all procedures that have an impact on the evaluated production processes as well as the site security measures.

The life cycle described is a complex production process which sufficient verification steps to ensure the specified and expected results are used during the control of the product. Assembly procedures, verification procedures and associated expected results must be under configuration management.

The configuration items for the considered product type are listed in section 5. The CM documentation of the site is able to maintain the items listed for the relevant life cycle step and the CM system is able to track the configuration items.

A CM system is employed to guarantee the traceability and completeness of different production lots. Appropriate administration procedures are in place to maintain the integrity and confidentiality of the configuration items.


13.1.2 Overview and refinement regarding CM Scope (ALC_CMS)

The Scope of the configuration management for a site certification process is limited to the documentation relevant for the SAR for the claimed life-cycle SAR and the configuration items handles at the site.

In the particular case of a security ICs, the scope of the configuration management can include a number of configuration items. The configuration items already defined in section 6 that are considered as TOE implementation representation" include:

- Security Wafers, ICs/ dies.
- Security Modules (Finished Products) and other forms of module packages.
- Security Dice and modules which are rejected in the manufacturing process or intended for scrap.

In addition, process control data and related procedures and programs can be in the scope of the configuration management.

	UTAC THAI LIMITED	
	UTL1 PUBLIC SITE SECURITY	SP-SEC-015
	TARGET	REVISION E PAGE 26 OF 48

13.1.3 Overview and refinements regarding Delivery Procedures (ALC_DEL)

The CC assurance components of the family ALC_DEL (Delivery) refer to the external delivery of (i) the TOE for parts of it (ii) to the consumer or consumer's site (Composite TOE Manufacturer), The CC assurance components ALC_DEL.1 requires procedures and technical measures to maintain the confidentiality and integrity of the product. The means to detect modifications and prevent any compromise of the initialization Data and/ or Configuration Data may include supplements of the Security IC Embedded Software.

In the particular case of a security IC more "material and information" than the TOE itself (which by definition includes the necessary guidance) is exchanged with clients. Since the TOE can be externally delivered after different life cycle phases, the Site Security Target must consider the data that is exchanged by the sites either as part of the product or separate as input for further production steps.


Since the assurance component ALC_DEL.1 is only applicable to the external delivery to the consumer, the component cannot be used for internal shipment. Internal shipment is covered by ALC_DVS. However, the component ALC_DEL.1 is included here to support the reuse of the evaluation results and to enable the justification of the evaluator on the classification of the delivery.

13.1.4 Overview and refinements regarding Development Security (ALC_DVS)

The CC assurance components of family ALC_DVS refer to (i) the development environment", (ii) to the "TOE" or "TOE" design and implementation". The component ALC_DVS.2 "Sufficiency of security measures" requires additional evidence for the suitability of the security measures.

The TOE Manufacturer must ensure that the development and production of the TOE is secure so that no information is unintentionally made available for the operational phase of the TOE. The confidentiality and integrity of design information, configuration data must be guaranteed, access to any kind of samples (Clients specific samples) development tools and other material must be restricted to authorized persons only, scrap must be controlled and destroyed.

Based on these requirements the physical security as well as the logical security of the site is in the focus of the evaluation. Beside the pure implementation of the security measures also the control and the maintenance of the security measures must be considered.

	UTAC THAI LIMITED	
	UTL1 PUBLIC SITE SECURITY	SP-SEC-015
	TARGET	REVISION E PAGE 27 OF 48

13.1.5 Overview and refinements regarding life Cycle Definition (ALC_LCD)

The site does not equal to the entire development environment. Therefore, the ALC_LCD criteria are interpreted in a way that only those life-cycle phases have to be evaluated which are in the scope of the site. The Protection Profile (BSI-PP-0035) provides a life-cycle description there specify life-cycle steps can be assigned to the tasks at site. This may comprise a change of life-cycle state if e.g. initialization is performed at the site or not.

The Protection Profile (BSI-PP-0035) does not include any refinements for ALC_LCD. The site under evaluation does not initiate a life cycle change of the intended TOE. The products are assembled and the functional devices are delivered to the clients. The defective devices are scrapped or also returned to the client.

13.1.6 Overview and Refinements regarding Tool and Techniques (ALC_TAT)

The CC assurance components of family ALC_TAT refer to the tools that are used to develop, analyze and implement the TOE. The component ALC_TAT.3, "Compliance with implementation standards", requires evidence for the suitability of the tools and technique used for the development process of the TOE.

Neither source code of the intended TOE is handled nor is any task performed at the site that must be considered accordingly to ALC_TAT. However, the component is included here to support the reuse of the evaluation results and to enable the justification of the evaluator regarding ALC_TAT.3.

14 Security Rationale (SAR)

The Security Assurance rationale maps the content elements of the selected assurance components to the security objectives defined in this Site Security Target. The refinements described above are considered.

The site has a process in place to ensure an appropriate and consistent identification of the products. If the site already receives configuration items, the process is based on the assumption that the received configuration items are appropriately labeled and identified.



UTAC THAI LIMITED

UTL1 PUBLIC SITE SECURITY

TARGET

SP-SEC-015

REVISION E

PAGE 28 OF 48

Table 14a : Rationale for ALC_CMC.5

SAR	Security Objective	Rationale
ALC_CMC.5.1C: The product shall be labelled with its unique reference.	O. Config-Items	Wafers are labelled by a unique part ID. Automatic tools are used to set-up the wafers in a new production item. The products get a unique client part ID automatically generated by the system tools based as defined by O.Config-Items.
ALC_CMC.5.2C: The CM documentation shall describe the method used to uniquely identify the configuration items.	O. Reception-Control O. Config-Items O. Config-Control O. Config-Process	Incoming inspection according to O.Reception-Control ensures product identification and the associated labelling. This labelling is mapped to the internal identification as defined by O.Config-Items. This ensures the unique identification of security products. O.Config-Control ensures that each client part ID is setup and released based on a defined process. This comprises also changes related to a client part ID. The configurations can only be done by authorised staff. O.Config-Process provides a configured and controlled production process.
ALC_CMC.5.3C: The CM documentation shall justify that the acceptance procedures provide for an adequate and appropriate review of changes to all configuration items.	O. Reception-Control O. Config-items O. Config-control	O.Reception-Control comprises the incoming labelling and the mapping to internal identifications. O.Config-Items comprise the internal unique identification of all items that belong to a client part ID. Each product is setup according to O.Config-Control comprising all necessary items.



UTAC THAI LIMITED

UTL1 PUBLIC SITE SECURITY

TARGET

SP-SEC-015

REVISION E

PAGE 29 OF 48

SAR	Security Objective	Rationale
ALC_CMC.5.4C: The CM system shall uniquely identify all configuration items.	<ul style="list-style-type: none"> O. Reception-Control O. Config-Items O. Config-Control 	<p>O.Reception-Control comprises the incoming labelling and the mapping to internal identifications.</p> <p>O.Config-Items comprise the internal unique identification of all items that belong to a client part ID. Each product is setup according to O.Config-Control comprising all necessary items.</p>
ALC_CMC.5.5C: The CM system shall provide automated measures such that only authorised changes are made to the configuration items.	<ul style="list-style-type: none"> O.Config-Control O.Config-Process O.Logical-Access O.Logical-Operation 	<p>O.Config-Control assigns the setup including processes and items for the production production of each client part ID.</p> <p>O.Config-Process comprises the control of the production processes.</p> <p>O.Logical-Access and O.Logical-operation support the control by limiting the access and ensuring the correct operation for all tasks to authorized staff.</p>
ALC_CMC.5.6C: The CM system shall support the production of the product by automated means.	<ul style="list-style-type: none"> O. Config-Process O. Zero-Balance O. Accept-Product 	<p>O.Config-Process comprises the automated management of the production processes.</p> <p>O.Zero-Balance ensures the control of wafers during production.</p> <p>O.Accept-Product provides an automated mechanical testing of the product quality and supports the tracing.</p>



UTAC THAI LIMITED

UTL1 PUBLIC SITE SECURITY

SP-SEC-015

REVISION E

PAGE 30 OF 48

TARGET

<p>ALC_CMC.5.7C: The CM system shall ensure that the person responsible for accepting a configuration item into CM is not the person who developed it.</p>	<p>O. Reception-Control O. Logical-Access O. Logical-Operation</p>	<p>O.Reception-Control comprises the incoming labelling and the mapping to internal identifications for good wafers and scrap wafers. O. Logical-Access and O.Logical-Operation support the control by limiting the access and ensuring the correct operation for all tasks to authorized staff.</p>
SAR	Security Objective	Rationale
<p>ALC_CMC.5.8C: The CM system shall identify the configuration items that comprise the product security functions.</p>	<p>O. Config-Items O. Config-Control O. Config-Process</p>	<p>O.Config-Items comprise the internal unique identification of all items that belong to a client's part ID. O.Config-Control describes the management of the clients part IDs at the site. According to O.Config-Process the CM plans describe the services provided by the site.</p>
<p>ALC_CMC.5.9C: The CM system shall support the audit of all changes to the CM items.</p>	<p>O. Config-Items O. Accept-Product O. Config-Control O. Config-Process</p>	<p>O.Config-Items comprise the internal unique identification of all items that belong to a client part ID. O.Config-Control describes the management of the client part IDs at the site. According to O.Config- Process the CM plans describe the services provided by the site. O.Accept-Product provides an automated mechanical testing and supports the tracing.</p>
<p>ALC_CMC.5.10C: The CM system shall provide an automated means to identify all other configuration items that are affected by the change of a given configuration item.</p>	<p>O. Config-Control O. Config-Process</p>	<p>O.Config-Control describes the management of the client part IDs at the site. According to O.Config-Process the CM plans describe the services provided by the site.</p>



UTAC THAI LIMITED

UTL1 PUBLIC SITE SECURITY

SP-SEC-015

REVISION E

TARGET

PAGE 31 OF 48

<p>ALC_CMC.5.11C: The CM system shall be able to identify the version of the implementation representation from which the product is generated</p>	<p>O. Reception-Control O. Logical-Access O. Config-Control O. Config-Process O. Logical-Operation</p>	<p>O.Reception-Control comprises the incoming labelling and the mapping to internal identifications. O.Logical-Access and O.Logical-Operation support the control by limiting the access and ensuring the correct operation for all tasks to authorized staff. O.Config-Control describes the management of the client part IDs at the site. According to O.Config- Process the CM plans describe the services provided by the site.</p>
SAR	Security Objective	Rationale
<p>ALC_CMC.5.12C: The CM documentation shall include a CM plan.</p>	<p>O. Config-Control O. Config-Process</p>	<p>O.Config-Control describes the management of the client part IDs at the site. According to O.Config- Process the CM plans describe the services provided by the site.</p>
<p>ALC_CMC.5.13C: The CM plan shall describe how the CM system is used for the development of the product.</p>	<p>O. Config-Control O. Config-Process</p>	<p>O.Config-Control describes the management of the client part IDs at the site. According to O.Config- Process the CM plans describe the services provided by the site.</p>
<p>ALC_CMC.5.14C: The CM plan shall describe the procedures used to accept modified or newly created configuration items as part of the product.</p>	<p>O. Reception-Control O. Config-Items O. Config-Control O. Config-Process</p>	<p>O.Reception-Control supports the identification of configuration items at UTL1 O.Config-Items ensure the unique identification of each product produces at UTL1 by the client part ID. O.Config-Control ensures a release for each new or changed client part ID. O.Config-Process ensures the automated control of released products.</p>



UTAC THAI LIMITED

UTL1 PUBLIC SITE SECURITY

SP-SEC-015

REVISION E

PAGE 32 OF 48

TARGET

<p>ALC_CMC.5.15C: The evidence shall demonstrate that all configuration items are being maintained under the CM system.</p>	<p>O. Reception-Control O. Config-Control O. Config-Process O. Zero-Balance O. Internal-Shipment</p>	<p>The objectives O. Reception-Control, O. Config-Control, O. Config-Process ensures that only released client part IDs are produced. This is supported by O. Zero-Balance ensuring the tracing of all security products O. Internal-Shipment includes the packing requirements, the reports, logs and notifications including the required evidence.</p>
<p>ALC_CMC.5.16C: The evidence shall demonstrate that the CM system is being operated in accordance with the CM plan.</p>	<p>O. Config-Control O. Config-Process</p>	<p>O.Config-Control comprises a release procedure as evidence. O.Config- Process ensures the compliance of the process.</p>

Table 14b: Rationale for ALC_CMS.5

SAR	Security Objective	Rationale
<p>ALC_CMS.5.1C: The configuration list shall include the following: the product itself; the evaluation evidence required by the SARs; the parts that comprise the product; the implementation representation; security flaw reports and resolution status; and development tools and related information.</p>	<p>O. Config-Items O. Config-Control O. Config-Process</p>	<p>Since the process is subject of the evaluation no products are part of the configuration list. O. Config-Items ensure unique part IDs including a list of all items and processes for this part. O. Config-Control describes the release process for each client part ID. O. Config-Process defined the configuration control including part ID's procedures and processes.</p>



UTAC THAI LIMITED

UTL1 PUBLIC SITE SECURITY

SP-SEC-015

REVISION E

PAGE 33 OF 48

TARGET

<p>ALC_CMS.5.2C: The configuration list shall uniquely identify the configuration items.</p>	<p>O.Config-Items O.Config-Control O.Config-Process O.Reception control O.Internal-Shipment</p>	<p>Items, products and processes are uniquely identified by the data base system according to O.Config-Items. Within the production process the unique identification is supported by automated tools according to O.Config-Control and O.Config-Process. The identification of received products is defined by O.Reception-Control. The labelling and preparation for the transport is defined by O.Internal-Shipment.</p>
<p>ALC_CMS.5.3C: For each product security function relevant configuration item, the configuration list shall indicate the developer of the item.</p>	<p>O.Config-Items</p>	<p>UTL1 does not involve subcontractors for the production of IC product. According to O.Config-Items all configuration items for secure products are identified.</p>



UTAC THAI LIMITED

UTL1 PUBLIC SITE SECURITY

TARGET

SP-SEC-015

REVISION E

PAGE 34 OF 48

Table 14c:Rationale for ALC_DVS.2

SAR	Security Objective	Rationale
ALC_DVS.2.1C: The development security documentation shall describe all the physical, procedural, personnel, and other security measures that are necessary to protect the confidentiality and integrity of the TOE design and implementation in its development environment.	<ul style="list-style-type: none"> O. Physical-Access O. Security-Control O. Alarm-Response O. Logical-Access O. Logical-Operation O. Staff-Engagement O. Maintain-Security O. Control-Scrap 	<p>The physical protection is provided by O.Physical-Access, supported by O.Security-Control, O.Alarm-Response, and O.Maintain-Security. The logical protection of data and the configuration management is provided by O.Logical-Access and O.Logical-Operation. The personnel security measures are provided by O.Staff-Engagement. Any scrap that may support an attacker is controlled according to O.Control-Scrap.</p>
ALC_DVS.2.2C: The development security documentation shall justify that the security measures provide the necessary level of protection to maintain the confidentiality and integrity of the TOE.	<ul style="list-style-type: none"> O. Internal-Monitor O. Logical-Operation O. Maintain-Security O. Zero-Balance O. Accept-Product 	<p>The security measures described above under ALC_DVS.2.1C are commonly regarded as effective protection if they are correctly implemented and enforced. The associated control and continuous justification is subject of the objectives O.Internal-Monitor, O.Logical- Operation and O.Maintain-Security. All devices including functional and non -functional are traced according to O.Zero-Balance. O.Accept-Product supports the integrity control by mechanical testing of the finished products.</p>



UTAC THAI LIMITED

UTL1 PUBLIC SITE SECURITY

TARGET

SP-SEC-015

REVISION E

PAGE 35 OF 48


<p>ALC_DVS.2.2C: The development security documentation shall justify that the security measures provide the necessary level of protection to maintain the confidentiality and integrity of the product during internal shipment</p>	<p>O. Reception-Control O. Internal-Shipment O. Transfer-Data</p>	<p>The reception and incoming inspection supports the detection of attacks during the transport of the security products to UTL1 according to O.Reception- Control. The delivery to the client is protected by similar measures according to the requirements of the client based on O.Internal-Shipment. Sensitive data received by UTL1 as well as sensitive data sent by UTL1 is encrypted according O.Transfer-Data to ensure access by authorised recipients only.</p>
--	---	---

Table 14d: Rationale for ALC_LCD.1

SAR	Security Objective	Rationale
<p>ALC_LCD.1.1C: The lifecycle Definition documentation shall describe the model used to develop and maintain the TOE.</p>	<p>O. Config-Control O. Config-Process</p>	<p>The processes used for identification and manufacturing are covered by O.Config-Control and O.Config- Process.</p>
<p>ALC_LCD.1.2C: The lifecycle model shall provide for the necessary control over the development and maintenance of the TOE.</p>	<p>O. Accept-Product O. Config-Process O. Zero-Balance</p>	<p>The site does not perform development tasks. The applied production process is controlled according to O.Config- Process, the finished client parts are tested according O.Accept-Product all security products are traced according O.Zero-Balance.</p>

Since this SST references the PP [6], the life-cycle module used in this PP includes also the processes provided by this site. Therefore the life-cycle module described in the PP [6] is considered to be applicable for this site.

The performed production steps do not involve source code, design tools, compilers or other tools used to build the security product (intended TOE). Therefore the site does not use or maintain tools according to the definition of ALC_TAT.3. However the component is included here to support the reuse of the evaluation results and to enable the justification of the evaluators regarding ALC_TAT.3. The site always returns the security products back to the client that provided the security products for the assembly. There is no delivery of security products directly to the client regarding the next life cycle step. Therefore the transport of security products is always considered as internal transport.

	UTAC THAI LIMITED	
	UTL1 PUBLIC SITE SECURITY TARGET	SP-SEC-015
		REVISION E
		PAGE 36 OF 48

15 Site Summary Specification (AST_SSS)

15.1 Preconditions Required by the Site

UTL1 provides manufacturing and assembly services for smartcards and identity modules. Sawm wafers are expected as input for the assembly lines. Defect devices on the wafer can be marked by inking or by electronic wafer map files. The packaging and the wafers must be labelled to allow for production product identification.

The production at UTL1 is released after the client accepts the initial samples lot produced. Therefore each client is responsible for the verification of his products based on the samples lot provided by the site.

If specific requirement are needed for the transport of the finished products, the related specifications and other packaging items e.g. security seals are provided by the client.

The client is responsible for delivery and transfer of the products. This comprises the selection of the forwarder and the provision of data for the verification of the transport arrangements.


15.2 Services of the Site

Each product setup at the site gets a unique client part ID (Client consigned parts). This part ID is linked with the security device that is assembled in the product.

The processes for assembly and product acceptance are setup at the site according to the specifications (E.g. Bonding diagrams, modules specification and packaging requirements, if applicable) provided by the client. For the release, a samples lot is produced at the site.

The site has a standard procedure for packing of finished products and preparation of shipment. If special packaging requirements are provided by the client, they are included in the process setup. The client is alerted if products are ready for transport because the transport will be arranged by the client. Base on the alert, the client provides the pickup information on the forwarder that is used for the verification of the forwarder before the handover of the products.

Defective or rejected products are either returned to the client or they are destructed according to the defined secure destruction process. The client must decide during the product setup whether the rejects and defective devices on the wafer are also returned or if they shall be destructed by UTL.

	UTAC THAI LIMITED	
	UTL1 PUBLIC SITE SECURITY	SP-SEC-015
	TARGET	REVISION E PAGE 37 OF 48

15.3 Objectives Rationale

The following rationale provides a justification that shows that all threats and OSP are effectively address by the security objectives.

O. Physical-Access

The plant is surrounded by a fence and controlled by CCTV. The access to the site is only possible via access controlled doors. The enabling of the alarm system and the additional external controls are managed according to the running operation at the site. This considers the manpower per shift as well as the operational needs regarding the receipt and delivery of goods. The physical, technical and organizational security measures ensure a separation of the site into four security levels. The access control ensures that only registered and authorized persons can access sensitive areas. This is supported by O. Security-Control that includes the maintenance of the access control and the control of visitors. The physical security measured is supported by O. Alarm-Response providing an alarm system.

Thereby the threats T. Smart-Theft, T. Rugged-Theft can be prevented. The Physical security measures together with the security measure provided by O. Security-Control enforce the recording of all actions. Thereby also T. Unauthorized-Staff is address.

O. Security-Control

During working hours the security officer will monitor the site and surveillance system. During off- hours, the alarm system is used to monitor the site. The CCTV systems support these measures because it is always enabled. Further on the security control is supported by O. Physical-Access requiring different level of access control for the access to security product during operation as well as during off hours.

This addresses the threats T. Smart-Theft and Rugged-Theft. Supported by O. Maintain-Security and O. Physical-Access also an internal attacker triggers the security measures implemented by O. Security-Control. Therefore also the Threat T. Unauthorized-Staff is addressed.

O. Alarm-Response

During working hours the security officer will monitor the alarm system. The alarm system is connected to a control center that is running 24 hours. O. Physical-Access requires certain time to overcome the different level of access control. The response time of the security officer and security response team (who is on duty) are needed to provide an effective alarm response.

This addresses the threats T. Smart-Theft, T. Rugged-Theft and T. Unauthorized-Staff.



UTAC THAI LIMITED

UTL1 PUBLIC SITE SECURITY

TARGET

SP-SEC-015

REVISION E

PAGE 38 OF 48

O. Internal-Monitor

Regular security management meetings are implemented to monitor security incidences as well as changes or updates of security relevant systems and processes. This comprises also logs and security events of security relevant systems like firewall, Virus protection and success control. Major changes of security systems and security procedures are reviewed in general management security review meetings (min. 1 per year). Upon introduction of a new process, a formal review and release for mass production is made before being generally introduced.

O. Maintain-Security

The security relevant systems enforcing or supporting O. Physical-Access, O. Security-Control and O. Logical-Access are checked regularly by the security officer. In case of maintenance, it is done by the suppliers. In addition, the configuration is updated as required by authorized security officer (for the access control system). Log files are also checked for technical problems and specific maintenance requests.

This addresses T. Smart-Theft, T. Rugged-Theft, T. Computer-Net, T. Unauthorised-Staff and T. Staff-Collusion

O. Logical-Access


The internal network is separated from the internet with a firewall. The internal network is further separated into sub networks by internal firewalls. These firewalls allow only authorized information exchange between the internal sub networks. Each user is logging into the system with his personalized user ID and password. The objective is supported by O. Internal-Monitor based on the checks of the logging regarding security relevant events.

The individual accounts are addressing T. Computer-Net. All configurations are stored in the database of the ERP system. Supported by O. Config-Items this addresses the threats T. Accident-Change and T. Unauthorized-Staff and the OSP P. Config-Control.

O. Logical-Operation

All logical protection measures are maintained and updated as required, at least once a month. Critical items such as virus scanners are updated daily. The backup is sufficiently protected and is only accessible for the administration.

This addresses the threats T. Computer-Net and T. Unauthorized-Staff. O. Config-Control Procedures arrange for a formal release of specifications based in an engineering run. The information is also stored in the configuration database. Engineering Change Procedures are in place to classify and introduce changes. These procedures also define the separation between minor and major changes and the relevant interactions and releases with clients if required. The ERP requires personalized access controlled by passwords. Each user has access rights limited to the needs of his function. Thereby only authorized changes are possible.

	UTAC THAI LIMITED	
	UTL1 PUBLIC SITE SECURITY	SP-SEC-015
	TARGET	REVISION E PAGE 39 OF 48

Supported by O. Config-Items this addresses the threat T. Unauthorized-Staff and the OSP P. Config-Control, P. Accept-Product.

O. Config-Items

The site has a configuration management system that assigns a unique internal identification and version identification to each product to uniquely identify configuration items and allow an assignment to the client. Also the internal procedures and guidance are covered by the configuration management.

O. Config-Process

The release configuration information including production and acceptance specifications is automatically copied to every work order.

This addresses the threat T. Accident-Change and the OSP P. Config-Process, P. Accept-Product and P. Transport-Prep.

O. Accept-Product

Acceptance mechanical tests are introduced and released based on the client approval. The tools, specifications and procedures for these tests are controlled by the means of O. Config-Items and O. Config-Control. Acceptance mechanical test results are logged and linked to a work order in the ERP system.

This addresses the Threat T. Accident-Change and the OSP P. Accept-Product.


O. Staff-Engagement

All employees are interviewed before hiring. They must sign and NDA and a code of conduct for the use of computers before they start to work in the company. The formal training and qualification includes security relevant subjects and the principles of handling and storage of security products. The security objectives O. Physical-Access, O. Logical-Access and O. Config-Items support the engagement of the staff.

This addresses the threats T. Computer-Net, T. Accident-Change, T. Unauthorized-Staff, T. Staff-Collusion and the OSP P. Zero-Balance.

O. Zero-Balance

Products are uniquely identified throughout the whole process. The amount of functional and non-functional dies on a wafer and for a production order is known. Scrap and rejects are following the good products thru the whole production process. At every process step the registration of good and rejected products is recorded and updated. This security objective is supported by O. Physical-Access, O. Config-Items and O. Staff-Engagement.

	UTAC THAI LIMITED	
	UTL1 PUBLIC SITE SECURITY TARGET	SP-SEC-015
		REVISION E
		PAGE 40 OF 48

This addresses the threats T. Accidental-Change, T. Unauthorized-Staff, T. Staff-Collusion and the OSP P. Zero-Balance.

O. Reception-Control

At reception, each configuration item including security products are identified by the shipping documents, packaging label and information in the ERP system based on shipments alerts from the client and supported by O. Config-Items. If a product cannot be identified, it is put on hold in a secured storage. Inspection at reception is counting the amount of boxes and checking the integrity of security seal of these boxes if applicable. Thereby only correctly identified products are released for production.

The OSPs P. Config-Items and P. Reception-Control are addressed by the reception control.

O. Internal-Transport

The recipient of a production lot is linked to the work order in the ERP system and can only be modified by authorized users. Packing procedures are documented in the product configuration. This includes specific requirement of the client. This security objective is supported by O. Staff-Engagement and O. Config-Items.

The Threat T. Attack-Transport and the OSP P. Transport-Prep are addressed by the Internal Transport.

O. Data-Transfer


Sensitive electronic information is stored and transferred encrypted using PGP procedures. Supported by O. Logical-Access and O. Staff-Engagement this addresses the threats T. Staff-Collusion and T. Attack-Transport as well as the OSP P. Transport-Prep and P. Data-Transfer.

O. Control-Scrap

Scrap is identified and handled in the same way as functional devices. They are stored internally in a secured location. The scrap is either returned to the client using the same packaging requirements as for functional products or its destructed in a controlled and documented way. Transport and actual destruction of security products is done under supervision of a qualified employee in collaboration with the destructor.

Sensitive information and information storage media are collected internally in a safe location and destructed in supervised and documented process.

Supported by O. Physical-Access and O. Staff-Engagement, this addresses the threats T. Unauthorized-Staff and T. Staff-Collusion and the OSP P. Zero-Balancing.

	UTAC THAI LIMITED	
	UTL1 PUBLIC SITE SECURITY	SP-SEC-015
	TARGET	REVISION E
		PAGE 41 OF 48

15.4 Security Assurance Requirements Rationale

The Security Assurance Rationale is given in section 13. This rationale addresses all content elements and thereby also implicitly all the developer action elements defined in Common Criteria for information Technology Security Evaluation Part 3: Security Assurance Components September 2012 Version 3.1 revision 4 CCMB-2012-09-003. Therefore the following Security Assurance rationale provides the justification for the selected Security Assurance Requirements rationale provides the justification for the selected Security Assurance Requirements. In general the selected Security Assurance Requirements fulfill the needs derived from the Protection Profile. Because they are compliant with the Evaluation Assurance Level EAL6 all derived dependencies are fulfilled.

ALC_CMC.5

The chosen assurance level ALC_CMC.5 of the assurance family “CM capabilities” is suitable to support the production of high volumes due to the formalized acceptance process and the automated support. The identification of all configuration items supports an automated and industrialized production process. The requirement for authorized changes support the integrity and confidentiality required for the products. Therefore these assurance requirements stated will meet the requirements for the configuration management.

ALC_CMS.5


The chosen assurance level ALC_CMS.5 of the assurance family “CM scope” supports the control of the production environment. This includes product related documentation and data as well as the documentation for the configuration management and the site security measures. Since the site certification process focuses on the processes based on the absence of a concrete TOE, these security assurance requirements are considered to be suitable.

ALC_DVS.2

The chosen assurance level ALC_DVS.2 of the assurance family “Development security” is required since a high attack potential is assumed for potential attackers. The configuration items and information handled at the site during production, assembly of the product can be used by potential attackers for the development of attacks. Therefore the handling and storage of these items must be sufficiently protected. Further on the Protection Profile requires this protection for sites involved in the life-cycle of Security ICs development and production.

ALC_LCD.1

The chosen assurance level ALC_LCD.1 of the assurance family “Life-cycle definition” is suitable to support the controlled development and production process. This includes the documentation of these processes and the procedures for the configuration management. Because the site provides only a limited support of the described life-cycle for the development and production of Security ICs, the focus is limited to this site. However, the assurance requirements are

	UTAC THAI LIMITED	
	UTL1 PUBLIC SITE SECURITY	SP-SEC-015
	TARGET	REVISION E PAGE 42 OF 48

considered to be suitable to support the application of the site evaluation results for the evaluation of an intended TOE.

ALC_DEL.1

The assurance family "Delivery" is not applicable because the products are returned to the client and this is considered as internal delivery.

ALC_TAT.3

The assurance family "Tools and Techniques" is not applicable because the tools used for the production process do not influence the behavior of the product. Therefore they are not considered under ALC_TAT.

15.5 Assurance Measure Rationale

O. Physical-Access

ALC_DVS.2.1C requires that the developer shall describe all physical security measures that are necessary to protect the confidentiality and integrity of the TOE design and implementation in its development environment. Thereby this objective contributes to meet the Security Assurance Requirement.

O. Security-Control

ALC_DVS.2.1C requires that the developer shall describe all personnel, procedural and other security measures that are necessary to protect the confidentiality and integrity of the TOE design and implementation in its development and production environment. Thereby this objective contributes to meet the Security Assurance Requirement.

O. Alarm-Response


ALC_DVS.2.1C: Requires that the developer shall describe all personnel, procedural and other security measures that are necessary to protect the confidentiality and integrity of the TOE design and implementation in its development and production environment. Thereby this objective contributes to meet the Security Assurance Requirement.

O. Internal-Monitor

ALC_DVS.2.2C: The development security documentation shall justify that the security measures provide the necessary level of protection to maintain the confidentiality and integrity of the TOE. Thereby this objective contributes to meet the security Assurance Requirement.

O. Maintain-Security

ALC_DVS.2.1C: Requires that the developer shall describe all personnel, procedural and other security measures that are necessary to protect the confidentiality and integrity of the TOE

	UTAC THAI LIMITED	
	UTL1 PUBLIC SITE SECURITY	SP-SEC-015
	TARGET	REVISION E PAGE 43 OF 48

design, implementation and in its development and production environment. Thereby this objective contributes to meet the security Assurance Requirement.

ALC_DVS.2.2C: The development security documentation shall justify that the security measures provide the necessary level of protection to maintain the confidentiality and integrity of the TOE. Thereby this objective contributes to meet the Security Assurance Requirement.

O. Logical-Access

ALC_DVS.2.1C: Requires that the developer shall describe all personnel, procedural and other security measures that are necessary to protect the confidentiality and integrity of the TOE design, implementation and in its development and production environment. Thereby this objective contributes to meet the security Assurance Requirement.

ALC_CMC.4.4C: Requires that the CM system provides automated measures so that only authorized changes are made to the configuration items. Thereby this objective contributes to meet the security Assurance Requirement.

O. logical-Operation


ALC_DVS.2.1C: Requires that the developer shall describe all personnel, Procedural and other security measures that are necessary to protect the confidentiality and integrity of the TOE design, implementation and in its development and production environment. Thereby this objective contributes to meet the security Assurance Requirement.

ALC_DV.2.2C: The development security documentation shall justify that the security measures provide the necessary level of protection to maintain the confidentiality and integrity of the TOE. Thereby this objective is suitable to meet the Security Assurance Requirement.

ALC_CMC.4.4C: Requires that the CM system provides automated measures so that only authorized changes are made to the configuration items. Thereby this objective contributes to meet the Security Assurance Requirement.

O. Config-Items

ALC_CMC.5.1C requires a documented process ensuring an appropriate and consistent labelling of the products. A method used to uniquely identify the configuration items is required by ALC_CMC.5.2C. ALC_CMC.5.3C requires an adequate and appropriate review of changes to all configuration items. In addition ALC_CMC.5.4C requires that the CM system uniquely identifies all configuration items. ALC_CMC.5.14C requires that the CM plan describes the procedures used to accept modified or newly created configuration items as part of the TOE. The configuration list required by ALC_CMS.5.1C shall include the evaluation evidence for the fulfilment of the SARs, development tools and related information. ALC_CMS.5.2C addresses the same requirement as ALC_CMC.5.4C. ALC_CMS.5.3C requires that the developer of each TSF relevant configuration

	UTAC THAI LIMITED	
	UTL1 PUBLIC SITE SECURITY	SP-SEC-015
	TARGET	REVISION E PAGE 44 OF 48

item is indicated in the configuration list. The objective meets the set of Security Assurance Requirements.

O. Config-Control

ALC_CMC.5.2C requires a CM documentation that describes the method used to uniquely identify the configuration items. ALC_CMC.5.4C requires a unique identification of all configuration items by the CM system. ALC_CMC.5.5C requires that the CM system provides automated measures so that only authorised changes are made to the configuration items. ALC_CMC.5.6C requires the CM system to support the production of the TOE by automated means. ALC_CMC.5.12C requires a CM documentation that includes a CM plan. ALC_CMC.5.13C requires that the CM plan describes how the CM system is used for the development of the TOE. ALC_CMC.5.14C requires the description of the procedures used to accept modified or newly created configuration items as part of the TOE. ALC_CMC.5.15C requests evidence demonstrating that all configuration items are being maintained under the CM system. ALC_CMC.5.16C requires that the evidence shall demonstrate that the CM system is operated in accordance with the CM plan. The configuration list required by ALC_CMS.5.1C shall include the evaluation evidence for the fulfilment of the SARs, development tools and related information. ALC_CMS.5.2C addresses the same requirement as ALC_CMC.5.4C. In addition ALC_LCD.1.1C requires that the life-cycle definition documentation describes the model used to develop and maintain the products. The objective meets the set of Security Assurance Requirements

O. Config-Process

ALC_CMC.5.2C requires a CM documentation that describes the method used to uniquely identify the configuration items. The provision of automated measures such that only authorized changes is made to the configuration items as required by ALC_CMC.5.5C. ALC_CMC.5.6C requires that the CM system supports the production by automated means. ALC_CMC.5.12C requires that the CM documentation includes a CM plan. ALC_CMC.5.13C requires that the CM plan describe how the CM system is used for the development of the TOE. ALC_CMC.5.14C requires the description of the procedures used to accept modified or newly created configuration items as part of the TOE. ALC_CMC.5.15C requests evidence showing that all configuration items are being maintained under the CM system. ALC_CMC.5.16C requires that the evidence shall demonstrate that the CM system is operated in accordance with the CM plan. The configuration list required by ALC_CMS.5.1C shall include the evaluation evidence for the fulfilment of the SARs, development tools and related information. ALC_CMS.5.2C addresses the same requirement as ALC_CMC.5.4C. ALC_LCD.1.1C requires that the life-cycle definition documentation describes the model used to develop and maintain the products. ALC_LCD.1.2C requires control over the development and maintenance of the TOE. The objective meets the set of Security Assurance Requirements.



O. Accept-Product

The mechanical testing of the products is considered as automated procedure as required by ALC_CMC.5.5C. The operation of the CM system in accordance with the CM plan is required by ALC_CMC.5.12C. In addition ALC_LCD.1.2C requires control over the development and maintenance of the TOE. ALC_DVS.2.2C requires security measures to protect the confidentiality and integrity of the TOE during production. Thereby the objective fulfills this combination of Security Assurance Requirements.

O. Staff-Engagement

ALC_DVS.2.1C requires the description of personnel security measures that are necessary to protect the confidentiality and integrity of the TOE design and implementation in its development environment. Thereby the objective fulfills this combination of Security Assurance Requirements.

O. Zero –Balance

ALC_CMC.5.6C requires that the CM system supports the production of the TOE by automated means.

ALC_CMC.5.15C requires evidence demonstrating that all configuration items are being maintained under the CM system. ALC_DVS.2.2C requires security measures that are necessary to protect the confidentiality and integrity of the TOE. ALC_LCD.1.2C requires control over the development and maintenance of the TOE. Thereby this objective is suitable to meet the Security Assurance Requirement.


O. Reception-Control

ALC_CMC.5.2C requires a CM documentation that describes the method used to uniquely identify the configuration items. ALC_CMC.5.4C requires a unique identification of all configuration items by the CM system. ALC_CMC.5.14C requires the description of the procedures used to accept modified or newly created configuration items as part of the TOE. ALC_CMC.5.15C requests evidence to demonstrate that all configuration items are being maintained under the CM system.

ALC_CMS.5.2C addresses the same requirement as ALC_CMC.5.4C. ALC_DVS.2.2C requires security measures to protect the confidentiality and integrity of the TOE during the transfer between sites. Thereby this objective is suitable to meet the Security Assurance Requirement.

O. Internal-Transport

ALC_DVS.2.1C requires that the developer shall describe all physical security measures that are necessary to protect the confidentiality and integrity of the TOE. This includes also the protection during the transport between production sides. ALC_CMC.5.15C requests evidence to demonstrate that all configuration items are being maintained under the CM system.

	UTAC THAI LIMITED	
	UTL1 PUBLIC SITE SECURITY TARGET	SP-SEC-015
		REVISION E
		PAGE 46 OF 48

ALC_CMC.5.16C requires that the evidence shall demonstrate that the CM system is operated in accordance with the CM plan.

ALC_CMS.5.2 according the unique identification of the packing as configuration item. Thereby this objective contributes to meet the Security Assurance Requirement.

O. Data-Transfer

ALC_DVS.2.2C: The development Security documentation shall describe all the Physical, Procedural, personnel and other security measures that are necessary to protect the confidentiality and integrity of the TOE design and implementation in its development environment. This objective will meet the security Assurance Requirement.

O. Control-Scrap

ALC_DVS.2.1C requires physical, procedural, personnel, and other security measures that are implemented to protect the confidentiality and integrity of the TOE design and implementation. Thereby this objective is suitable to meet the Security Assurance Requirement.

15.6 Mapping of the Evaluation Documentation


The scope of the evaluation according to the assurance class ALC comprises the processing and handling of security products and the complete documentation of the site provided for the evaluation. The Specifications and descriptions provided by the client are not part of the configuration management at the site.

The mapping between the internal site documentation and the Security Assurance Requirements is only available within the full version of the Site Security Target.

16 Definition & List of Abbreviations

16.1 Definition

Client	The site providing the Site Security Target may operate as a subcontractor of the TOE developer / manufacturer. The term "client" is used here to define this business connection. It is used instead of customer since the terms "customer" and "consumer" are reserved in CC. In this document the terms "customer" and "consumer" are only used in the sense of CC.
--------	--

	UTAC THAI LIMITED	
	UTL1 PUBLIC SITE SECURITY TARGET	SP-SEC-015
		REVISION E
		PAGE 47 OF 48

Client wafer map The wafer map defined and coming from the client.

Wafer map The electrical map data generated by the tester after chip probed.

16.2 List of Abbreviations

- CC Common Criteria
- EAL Evaluation Assurance Level
- ERP Enterprise Resource Planning
- IC Integrated Circuit
- IT Information Technology
- OS Operating System
- OSP Organizational Security Policy
- MES Manufacturing Execution System
- NPI New Product Introduction
- NPQ New Product Qualification
- PP Protection Profile
- SAP Name of Software used for Enterprise Resource Planning
- SAR Security Assurance Requirement
- SST Site Security Target
- ST Security Target
- TOE Target of Evaluation



UTAC THAI LIMITED

UTL1 PUBLIC SITE SECURITY TARGET

SP-SEC-015

REVISION E

PAGE 48 OF 48

REVISION HISTORY

REV	FROM	TO
D	- Old procedures	- To comply per ETR from SERMA and Re-structure
	ECN : 1697/16	DATE : Jul 29,16
		ORIGINATOR : Chayanan S.
E	- Old procedures	- Correct typo error and reformat font and paragraph
	ECN : 1766/16	DATE : Aug 05,16
		ORIGINATOR : Chayanan S.