	PT UTAC MANUFACTURING SERVICES INDONESIA	
	PUBLIC SITE SECURITY TARGET	Doc. No.: G02A-002A
		Rev. No.: 03

	Designation	Name	Signature	Date
Prepared By	Security Manager	Joko Wiyono	Signed	08 December 2015
Approved By	Managing Director	Weera S	Signed	08 December 2015

Date	Revision	Description Of Changes
2 Sept 2015	01	Initial release
10 Nov 2015	02	Update with evaluator feedback
8 Dec 2015	03	Internal update



	PT UTAC MANUFACTURING SERVICES INDONESIA	
	PUBLIC SITE SECURITY TARGET	Doc. No.: G02A-002A
		Rev. No.: 03

Table of Contents

1. Introduction
 - 1.1. Site Security Target Reference
 - 1.2. References
2. SST Introduction
 - 2.1. Identification of the Site
 - 2.2. Site Description
3. Conformance Claim
 - 3.1. Version on Common Criteria
 - 3.2. Methodology
 - 3.3. Evaluation of Sensitive Components
4. Security Problem Definition
5. Assets
6. Threats
7. Organizational Security Policies (OSPs)
8. Security Objectives
9. Security Objective Rationale
10. Mapping of Security Objectives
11. Extended Assurance Components Definition (AST_ECD)
12. Security Assurance Requirements (AST_REQ)
13. Security Rationale (SAR)
14. Site Summary Specifications (AST_SSS)
 - 14.1. Preconditions required by the site
 - 14.2. Services of the site
 - 14.3. Objectives Rationale
 - 14.4. Security Assurance Requirement Rationale
 - 14.5. Assurance Measurement Rationale
15. Definition and List of Abbreviations

	PT UTAC MANUFACTURING SERVICES INDONESIA	
	PUBLIC SITE SECURITY TARGET	Doc. No.: G02A-002A
		Rev. No.: 03

1. Site Security Target Reference


- 1.1. The purpose of this document is to describe the Security Target for the Production of Security IC module at PT UTAC Manufacturing Services Indonesia.

Title:	Site Security Target
Version Number:	1 . 0
Date:	4 September 2015
Site:	PT UTAC Manufacturing Services Indonesia
Site Location:	Jl Maligi I Lot A1-4, Kawasan Industri KIIC, Sukaluyu, Teluk Jambe Timur, Karawang, 41361, Jawa Barat, Indonesia
Product Type:	Security IC Modules
EAL-Level:	EAL 6
Evaluation Body:	SERMA Technologies- ITSEF
Certification Body:	Agence National de la Securite des Systemes d'Information (ANSSI)

** Note that Only Classes AST and ALC are applicable for Site Certification Objectives in this Security Target.

1.2. References

	References
1	Common Criteria for Information Technology Security Evaluation Part 1: Introduction and general model September 2012 Version 3.1 Revision 4 CCMB-2012-09-001
2	Common Criteria For information Technology Security Evaluation Part 3: Security Assurance Components September 2012 Version 3.1 revision 4 CCMB-2012-09-003
3	Common Criteria Supporting Documents Guidance Smartcard Evaluation February 2010 Version 2.0 CCDB-2010-03-001
4	Common Criteria Supporting Document Guidance Site Certification October 2007 Version 1.0 Revision 1 CCDB-2007-11-001
5	Joint Interpretation Library Minimum Site Security Requirements Version 1.1 (For trial Use) July 2013
6	Bundesamt Für Sicherheit in der Informationstechnik Guidance for Site Certification Version 1.0
7	Security IC Platform Protection Profile Version 1.0 (15.06.2007) Ref: BSI-PP-0035

	PT UTAC MANUFACTURING SERVICES INDONESIA	
	PUBLIC SITE SECURITY TARGET	Doc. No.: G02A-002A
		Rev. No.: 03

2. SST Introduction

2.1. Site Identification

The SST is referring to PT UTAC Manufacturing Services Indonesia onward abbreviated as UID, provides module manufacturing and assembly services for smartcards and identity modules and located at the following address:

Jl Maligi I Lot A1-4, Kawasan Industri KIIC, Sukaluyu, Teluk Jambe Timur, Karawang, 41361 Jawa Barat, Indonesia

This is the only production site which consists of the production, engineering, warehousing, business, administration, and management activities. The site consists of 3 factories A, B, & C. Factory A & B are occupied for manufacturing non-secured product. Factory C is occupied for manufacturing secured product, it is the factory concerned by the site certification.

Description of the site activity as follow:

2.1.1. Incoming raw Material (Security IC wafers and other raw materials)

Client will send to UID the raw material (their Security IC in wafer format) for production. They will also provide the specification and test program to the site in order to start the process of module manufacturing in the site.

2.1.2. Storage and warehousing of Security IC wafers

Upon physical receipt of the raw material (Security IC), the site will key the incoming material into the system. These wafers have a unique identification code which is electronically setup by the site so that traceability of each wafer is properly recorded and accounted for. The raw materials which are yet to be processed into the manufacturing process are stored in dedicated warehouse location which entry is accessed only by authorized personnel. Transfers between warehouse and the different production process are also monitored using the electronic production WIP system which tracks the traceability of the wafers.


2.1.3. Module Manufacturing/ Production Process

Before any mass production is perform, the site will have already optimize the production process during the new production introduction stage where the site will study the specifications of the client which is given and defined the Assembly build diagram which is approved by the client before mass production. For every launch of mass production volume, each job is assigned a unique production order number which will be traced from the start to the end of the process. The site also practices Zero Balancing where each dies in the wafer and traced throughout the process.

Once production is launch, the wafer will undergo the following manufacturing process:

Wafer Dicing: Depending on the state of the wafer when receive by the client. The wafers could be sawn or un-sawn. When wafers are un-sawn, the site will need to perform a sawing process to isolate the different ICs in a wafer. Wafers must be sawn in order to start the die attach process. Wafer Map diagrams of the wafers are either provided by the client or downloaded through their secured server, each wafer is uniquely identifiable with their wafer lot numbers.

Die Bonding: process of attaching die to substrate. The strong adhesion of the die to the substrate would be the key in this process and the adhesion is made possible using a die attach paste and with the use of thermal oven curing. For wafers which are already sawn, this will be the first production process step.

	PT UTAC MANUFACTURING SERVICES INDONESIA	
	PUBLIC SITE SECURITY TARGET	Doc. No.: G02A-002A
		Rev. No.: 03

Wire bonding: After the die attach is completed, the dies would need to be bonded to the substrate using gold wires and the different pads of the dies are bonded to the bonding pads of the substrate to ensure connectivity.

Molding: encapsulation process is to ensure that the wire bonded products are properly protected by plastic mold compound which is covering the entire area of the package. High Temperature resin is used in this process.

Testing: In order to check if the connectivity of the modules are good or not, the modules will undergo the testing process via contact probing to ensure that the modules are manufactured correctly and has the correct connectivity. The tests programs which are used to test these modules are derived from the testing specifications which are supplied by the client. The site does not make any amendments to the testing specification and protocols given by the client.

Outgoing buy off and Inspection: Before final packaging of the product, the products are inspected according to the specification as defined by the client. This step is performed by the production team and validated by quality assurance team to ensure that the product send to the client meets the specification and are correct prior sending it to the client.

Packaging: Packaging is the final step whereby the completed modules are packed in reel format accordingly to the specification as defined by the client.

2.1.4. Destruction of secured scrap materials

The good and bad dies in the wafers are all tracked using the Zero Balance sheet from start of production to the end of the production and are also recorded electronically in the manufacturing production system. For client who has requested that the scrap dies and wafers to be ship back to them, they will arrange the appropriate transportation to be ship back to their facility. For client who has requested that the scrap material to be destroyed, the site will dispose the secured scrap material with the relevant procedure. Even within the module manufacturing process, in case of secured trash, they are disposed in secured trash locations which are defined.

2.1.5. Internal Shipment to clients


Shipments are considered to the internal shipment as they are route back to the client whereby the client will arrange their own transportation to collect the completed modules. The site will inform the client upon the completion of the production order and completed modules are ready to be collected by the client- from the site.

2.2. Site Description

The site consists of production facilities, incoming and outgoing material / finished products, warehousing, production, product and process engineering, testing, client service and information technology (IT).

Physical security- The entire perimeter of the factory premises is surrounded by the fence. Access controls, restricted access and CCTV surveillances are also located at various locations within UID. CCTV Footages within UID’s security perimeters are also housed in the control room for surveillance. Security guard is stationed at point of entry in a Guard house for 24 hours daily.

Logical security- The complete logical flow of the Security IC Modules at the site is covered by the SST. The management of the related processes and site security are also covered by the SST. The product flow of the security modules on the site begins with the receipt of parts of the TOE (raw materials) up to the packing and handover for the shipment of the finished Security IC Modules.

	PT UTAC MANUFACTURING SERVICES INDONESIA	
	PUBLIC SITE SECURITY TARGET	Doc. No.: G02A-002A
		Rev. No.: 03

The scope of TOEs is designed and developed based on the following processes:

- Receiving and storage of security wafers
- Production/ manufacturing of the security IC modules
- Handling of Clients testing program
- Logistics- Incoming wafers, outgoing finish goods, Storage and warehousing
- Handling of Scrap materials from production process to destruction.

3. Conformance Claims (AST_CCL)

3.1. Version on Common Criteria

- 3.1.1. The SST Evaluation is based on Common Criteria Version 3.1, release 4
- 3.1.2. Common Criteria for Information Technology Security Evaluation, Part 1: Introduction and general model, September 2012 Version 3.1 Revision 4 (CCMB-2012-09-001)
- 3.1.3. Common Criteria for Information Technology Security Evaluation, Part 3: Security assurance components, September 2012 2012 version 3.1 Revision 4 (CCMB-2012-09-003)

3.2. The methodology used for the evaluation:

- 3.2.1. Common Methodology for IT security Evaluation, Evaluation Methodology, Sep 2012 Version 3.1 Rev 4 (CCMB-2012-09-004)

3.3. Evaluated Assurance Components are from the assurance level EAL6 Package:

- 3.3.1. ALC_CMC.5 Advanced Support
- 3.3.2. ALC_CMS.5 Development tools CM Coverage
- 3.3.3. ALC_DEL.1 Delivery procedures
- 3.3.4. ALC_DVS.2 Sufficiency of security measures
- 3.3.5. ALC_LCD.1 Developer defined life-cycle model
- 3.3.6. ALC_TAT.3 Compliance with implementation standards


Assurance components evaluated are based on the assurance level EAL6 of the Assurance class. The chosen assurance components are derived from the assurance level EAL6 of the assurance class "Life-cycle Support". For the assessment of the security measures attackers with high attack potential are assumed. Therefore this site supports product evaluations of products up to EAL6.

The assurance components chosen for the Site Security Target are compliant to the Protection Profile (PP) indicated under Section 1.2 [7]. Therefore the scope of the evaluation is suitable to support product evaluations up to assurance EAL6 conformant to Part 3 of the Common Criteria.

The site does not directly contribute to the development of the intended TOE in the sense of Common Criteria. The site ensures a reproducible production process within the limits defined for the production process. This is subject of the configuration management. Therefore the site does not cover any aspects that are covered by ALC_TAT. Using the received set of reticles, the site produces security IC module. Functional testing must be performed before the intended TOE can be delivered to the customer. Since the functional testing is not performed at the site, the modules are delivered to the functional testing site on the related security product. Therefore the site does not perform delivery to the customers. Thus the site does not cover any aspects that are covered by ALC_DEL. Inter shipment is covered under ALC_DVS2.

4. Security Problem Definition (AST_SPD.1)

The security problems are derived from the potential threats based on the assets owned by the site and the Organizational Security Policies (OSP) are also defined in this section. The security problem definition comprises of mainly: Theft- Theft of information, physical theft of assets and lapse in Physical/ Logical Security- in Production Process. These threats are described generally in the SST to cover the aspect of potential attacks which the site has detail procedures, access matrix, blueprints that governs the security of the site.

	PT UTAC MANUFACTURING SERVICES INDONESIA	
	PUBLIC SITE SECURITY TARGET	Doc. No.: G02A-002A
		Rev. No.: 03

The configuration management covers the integrity and confidentiality of the TOE and the security management of the site.

5. Assets

This section describes the assets handled at the site. The site has internal documentation and data that is relevant to maintain the confidentiality and integrity of an intended TOE. This comprises site security policies and measures which aims to protect the assets for the maintenance of appropriate controls.

Assets refer to the security elements which are received/ consigned by clients/ owned by the site as follow (but not limited to):

- 5.1. Client’s Secure IC and Wafers.
- 5.2. Client’s Secure Modules (Finished Products) and other forms of identity module packages.
- 5.3. Client’s Testing Specifications and Test Program.
- 5.4. Secure IC, wafer and modules which are rejected in the manufacturing process or intended for scrap.
- 5.5. There are other client specific assets like seals, special transport protection or similar items that support the security of the internal shipment to the client. They are handles the same way as the other assets to prevent misuse, disclosure or loss of these sensitive items or information.

Full list of Assets are managed and controlled under Document: G02Z-027A Information Asset Inventories.

The integrity of any machinery or tooling used for production is not considered as part of the definition of an asset. However the site has maintained procedures, measures and internal documentation to ensure the importance of this condition.


6. Threats

Threats refer to the potential attacks which could possibly threaten the confidentiality and integrity of the TOE. These threats could possible happen from incoming of materials (secured wafers, IC and dies), in production and testing and in the shipment of secured products. These threats are described generally and are applicable to the site. Following are major threats which describe the potential attacks:

- T. Smart-Theft: In situation where the attacker plans to access the authorized area or restricted boundaries for the purpose of stealing secured items from the site. This attacker could use tools or equipment to break into the physical boundary of the company or building. Potential Physical theft could also happen during incoming of raw material, during in process of manufacturing production till shipment of the finish goods. Concerned assets include Clients Secured IC and wafers, Client’s Secured modules, Clients Testing Specifications, and test programs, Secure IC wafers or modules which are rejected in the manufacturing process or intended for scrap, special transport protection like security seals that support the security of the internal shipment to the client.

This attack already includes a variety of targets and aspects with respect to the various assets listed in the section above. It shall cover the range of individuals that try to get used or rejected devices that can special transport protection or similar items that support the security of the functionality of the device and search for further exploits. The time spent by an attacker to prepare the attack and the flexibility of such an attack will provide big risk.

Potential attackers could be either existing employee of the company or external attackers whom are not existing employees. It will cause the company financial loss and loss of reputation as the goods are entrusted to the site by the client.

	PT UTAC MANUFACTURING SERVICES INDONESIA	
	PUBLIC SITE SECURITY TARGET	Doc. No.: G02A-002A
		Rev. No.: 03

The site has implemented different levels of access control depending on the security restriction of the area. Some additional measures of the different level of access will include additional password entry or escorted by security personnel. Tools like security burglar alarms and CCTV cameras are also installed throughout the entire company to enhance the physical security of the company.

During production of the modules there are risks of theft from employees. Zero Balancing of security products are observed in the production process- Tracking all pass and fail security parts at incoming, outgoing and during the production process steps on a list and ensuring that all the security wafers are accounted for.

T. Rugged-Theft: In situation where the attacker is experienced, plans to attack by accessing the permissible area or restricted boundaries for sensitive configuration items. Attacker could be paid for such stealing activities. Concerned assets include Clients Secured IC and wafers, Client’s Secured modules, Client’s Testing Specifications, and test programs, special transport protection like security seals that support the security of the internal shipment to the client.

The risk for this attack could vary dependent on the subject and recognized value of the assets. These attackers could be prepared to take high risks for payment. They are considered to be sufficiently resourced to overcome the security measures. The target of the attack could be devices that can be re- sold or misused in an application context. These attackers are considered to have the highest attack potential.

These attackers could not completely be blocked by the physical, technical and procedural security measures. The site has special restricted location and access to highly secured area where such information are the most sensitive. Signed and Secured Keys are also used to transmit confidential or sensitive files with external parties to provide additional protection against such attacks.


T. Computer-Net: Data theft could happen when the attacker tried to access the network without authorization. The attacker could try to download or intercept confidential documents of the company or client data for manipulation. In such cases, data theft through access of the company network or data servers could lead to loss of reputation of the company as well as the leak of confidentiality of clients’ knowhow and intellectual property. This could eventually lead to a financial loss, compensation or legal case for the company. Concerned assets include Clients Testing Specifications and programs.

These attackers are considered to have high attack potential because they might have vast technical knowledge to perform such attack whereby the in house system or software may not have sufficient capabilities to withstand such attacks.

Risk of Logical theft is anticipated by the implementation of the security firewall to the external network. Limitations are set on websites, web applications and computer applications which are not essential for company use. Computer users also have individual accounts which require password authentication.

The site also houses dedicated servers and procedures in place handling testing data which will enhance the security of the data received from the clients. The production network is also logically separated from the office network which the production network has no access to the internal network and has no access to internet to reduce the risk of any external attacks from hackers.

T. Unauthorized Staff
Unauthorized entry into prohibited area such as store, warehouse, production area and personalization is restricted. Concerned assets include Clients Secured IC and wafers, Client’s Secured modules, Clients

	PT UTAC MANUFACTURING SERVICES INDONESIA	
	PUBLIC SITE SECURITY TARGET	Doc. No.: G02A-002A
		Rev. No.: 03

Testing Specifications, and test programs, special transport protection like security seals that support the security of the internal shipment to the client. The site is segregated into different levels of restricted access and the access is only permitted to authorized personnel.

Only authorized personnel are allowed into the different sections of the company and are controlled by the finger print (biometric) access which is reviewed and approved by Management.

Subcontractors/ vendors, visitors or non-employee of the site will be subjected to record their particulars and escorted by an employee during the duration of their stay in the site and have restricted access to the site. The site has also internal procedure guiding the access of unauthorized employees entering the site.

T. Staff- Collusion

Threats from external attacker might have collaborated with existing employee to extract data, confidential information or material from the site. Collaboration of such nature could have been motivated by personal interest or extortion. Concerned assets include Clients Secured IC and wafers, Client’s Secured modules, Clients Testing Specifications, and test programs, Secure IC wafers or modules which are rejected in the manufacturing process or intended for scrap.

While the site conducts yearly security training and security talks for the employees, they have to also sign the confidentiality agreement during their term of employment with the site. Procedures such as handling clients’ testing program, limited access and document controlled access on production data and clients’ sensitive data are also available at site. Handling of material or product at site using the 4 eyes principal is also implemented to reduce the tendency of such attacks.

T. Accidental Change

Employee, trainee, freight forwarder could have also make mistakes in executing their tasks and therefore resulting in the wrong mix of the different shipment at collection, mixing the wrong lot or batch of raw materials of products in production by mistake. Concerned assets include Clients Secured IC and wafers, Client’s Secured modules, Clients Testing Specifications, and programs.

We have measures in place to prevent accidental changes in high risk area prone to accidental change such as incoming shipment identification, outgoing shipment collection, in production process during issuing of materials.


T. Attack- Transport

Potential attacker might be planning to get products or confidential data during shipment of the product. Their aim on the attack is to get sensitive information for unauthorized activities, such as replicating sensitive product devices or data, reselling of security devices or getting sensitive information. Concerned assets include Clients Secured IC and wafers, Client’s Secured modules, Secure IC wafers or modules which are rejected in the manufacturing process or intended for scrap, specific assets like seals, special transport protection or similar items that support the security of the internal shipment to the client. These specific assets are handled the same way as other assets to prevent misuse, disclosure or lost.

Incoming and outgoing shipment of raw material and finished goods/ products to clients are controlled via a restricted channel whereby access is dedicated to only logistics personnel and all transactions of materials are performed between the freight forwarders and logistics personnel are also recorded. Procedure and controls for Freight Forwarders (for incoming and outgoing shipments) are also in place. Collection for the finished goods is also identified with unique numbers whereby it’s only made known to the freight forwarder who are collecting the goods.

Internal transportation of TOE is also monitored under the production process security element.

7. Organizational Security Policies (OSPs)

	PT UTAC MANUFACTURING SERVICES INDONESIA	
	PUBLIC SITE SECURITY TARGET	Doc. No.: G02A-002A
		Rev. No.: 03

The security policies devised are based on the requirement of the assurance components of ALC for the assurance level EAL 6. The policy in place supports the entire process of the site as described (under section 2.1.3) and serves as security measures under the Security Assurance requirement (SAR). In addition, scheduled internal security audit and maintenance schedule of security equipment shall ensure the correct and continuous operation of the site’s security.

The documentation of the site under evaluation is under configuration management. This comprises all procedures regarding the evaluated test and production flow and the security measures that are in the scope of the evaluation. Guidelines outlining the Security policy of the Site are mapped as follow:

P.Config-Items: The configuration management system shall be able to uniquely identify configuration items. This includes the unique identification of the items that are created, generated, developed or used at the site.

All products and item codes are guided by the site’s configuration system which uses unique item code for different client, Bill of material (BOM) and products. The site also uses a Work in Progress (WIP) and Zero balancing system for production and item traceability. Procedure of the client’s creation and new product introduction (NPI) are also in place to ensure that the information of the clients, material configuration and process specifications of the product are defined. The documentation (Physical copy) of this clients’ assembly build diagram and specifications are controlled documents released only for production. Limited access to these documentations (electronic copy) is also stored in the server, available only to authorized engineering personnel.

Procedures on the creation of the Bill of material guiding the unique item code for all raw materials (including security products) and clients codes. The entire production system is also guided by the SAP system which control information of the entire process from incoming to production and shipment. The naming and the identification of these configured items are specified during the entire production process.


P.Config Control: The procedures governing setting up the production process for new product and the procedure that allows changes of the initial setup for a new product shall only be perform by authorized personnel.

The new product setup includes the following information: identification of the product, properties of the product, itemized level (BOM/ raw material) and properties of the product when internal transfers take place, how the product is tested after assembly, address used for the shipment and other configuration of the processed product. All these setup are also managed via the SAP system and governed by procedure on item master part creation.

Configured items will be tied to the clients’ approval documents before releasing it for mass production. Program name will be defined based on the clients name and configuration name. There are internal procedures and work instructions to ensure the traceability of clients’ inventory and is further governed by the SAP system.

P. Config-Process: Services and processes provided by the site are controlled in the configuration management plan. This comprises tools used for assembly and testing of the product like the process control plan will govern how the process is run and what are the tools and assembly equipment used in the production of the module. This clearly explains in detail the manufacturing processes, quality and testing of the modules at the site.

The documentation with the process description and the security measures of the site are under version control. Measures are in place to ensure that the evaluated status complies.

	PT UTAC MANUFACTURING SERVICES INDONESIA	
	PUBLIC SITE SECURITY TARGET	Doc. No.: G02A-002A
		Rev. No.: 03

P.Reception Control Procedures on receiving of products, outgoing shipments to clients and internal material flow are followed to ensure that security is not compromise. Inspection of incoming materials is also done on site to ensure that the received configuration items comply with the properties stated by the clients.

Traceability of the materials and products are monitored via SAP system. Information of freight forwarders are also recorded to ensure traceability and accountability. All incoming shipments have a dedicated incoming reception channel for the transfers of goods (including security material) to ensure security.

P.Accept-Product The testing and quality control of the site ensures that the released products comply with the specification agreed with the clients. The quality control plan depicts the process, control and measures in place for the acceptance process of the configuration items. Therefore, the properties of the product are ensured when shipped.

P. Zero-Balance Site ensures that all sensitive items (on the intended TOE from clients) are separated and traced by devices basis. Procedure on Zero balancing is practiced to ensure that all scrap materials are accounted for at each different manufacturing process. Security products are traced and recorded to ensure traceability. At the end of the production process where functional or defective assets are consolidated, they are either destroyed or send back to the clients (dependent on the production setup).


The policy on Zero balancing covers the handling of products at each production flow of the site. All finished products are returned to the clients that has provided the site with the products. This is considered as internal shipment routing back to the clients.

P.Transport-Prep: Procedures and measures are ensured for the correct labeling of the product. Products are labeled according to the specification determine by the clients and are verified before shipment to the clients. Products are packed per specification indicated by the clients. Controls are in place when the forwarder indicated by the client before the handover of the security products. Traceability of the outgoing materials and security products are monitored. Information of freight forwarders are also recorded to ensure traceability and accountability. All outgoing and internal shipments have a dedicated outgoing shipment channel for the transfers of goods (including configuration products) to ensure security

P.Data Transfer Confidential/ sensitive data transfers in electronic form must be sent in a signed, encrypted and secured manner. All sensitive configuration or information (include product specifications, test programs, test program specifications etc) is also encrypted to ensure security before sending out to clients through email.

P. Secure Scrap Storage of the functional or defective Scrap materials are securely maintained with authorized access. Secured scrap products must be destroyed securely with registered vendors or are returned to the clients (according to the production setup).

Assumptions

	PT UTAC MANUFACTURING SERVICES INDONESIA	
	PUBLIC SITE SECURITY TARGET	Doc. No.: G02A-002A
		Rev. No.: 03

Each site operating in a production flow must rely on preconditions provided by the previous site. Each site has to rely on the information received by the previous site/client. This is reflected by the assumptions defined below for the interface with UID.

- A.Item-Identification Each Configuration item received by the site is appropriately labeled to ensure the identification of the configuration item

- A.Product-Spec The product developer must provide appropriate specifications and guidance for the assembly and testing of the product. This comprises bond plans for an appropriate assembly process as well as test requirements and test parameters for the development of finished test program appropriate for the final testing. The provided information includes the classification of the delivered item and data.

- A.Internal shipment The recipient (Client) of the product is identified by the address of the client site. The address of the client is part of the product setup. The client defined the requirements for packing of the security products in case the standard procedure of UID is not applicable.

- A.Product-Integrity The self-protecting features of the devices are fully operational and it is not possible to influence the configuration and behavior of the devices based on insufficient operational conditions or any command sequence generated by an attacker or by accident.


The assumptions are outside the sphere of influence of UID. They are needed to provide the basis for an appropriate production process, to assign the product and destruction of all configuration items related to the intended TOE.

8. Security Objectives (AST_OBJ)

The site's security objectives and measures shall conform to the EAL 6. These measures defined the physical, data, organizational security measures, and logistical security of the site.

- O. Physical Access
- O. Security Control
- O. Alarm Response
- O. Internal Monitor
- O. Maintain Security
- O. Logical Access
- O. Logical Operation
- O. Config-Items
- O. Config-Control
- O. Config-Process
- O. Acceptance Test
- O. Staff Engagement
- O. Zero Balance
- O. Reception-Control
- O. Internal transport
- O. Data Transfer
- O. Control Scrap

O. Physical-Access: Different Security access supports the different level of access control level of different authorized staff entering the facility. The area of access of the authorized staff is subjected to the basis of

	PT UTAC MANUFACTURING SERVICES INDONESIA	
	PUBLIC SITE SECURITY TARGET	Doc. No.: G02A-002A
		Rev. No.: 03

each individual’s job scope and enforcing the “need to know” principle. The access control supports the limitation for the access to sensitive area including the identification and rejection of unauthorized entry. The site enforces up to three zones (zone A, B, C) of access control depending on the area of access. The access control measures and mapping ensures that only authorized staff and accompanied visitors can access restricted areas. Any visitors who are accompanied must also be authorized to visit the restricted area by a formal security application, approved by authorized personnel. All Security products are handled in restricted areas only.

O. Security-Control: The site has defined the responsibilities of each different personnel responsible for the security of the site. Measures, response and controls on the operation of the system for access control and surveillance are also defined. Technical security equipment such as video control, CCTV, sensors will also support the enforcement of the access control. All staff is responsible for registering the visitors, get authorized approval for entry to each area and should ensure to escort the visitors.

O. Alarm Response: The technical and organizational security measures ensure that an alarm is generated before an unauthorized person gets access to any sensitive configuration item (asset). After the alarm is triggered, the unauthorized person still has to overcome further security measures. The reaction time of the employee or security personnel is short enough to prevent a successful attack.

O. Internal- Monitor: The site performs security management meeting once every year. The security management meetings are used to review security incidences, to verify that the maintenance measures are applied and to reconsider the assessment of risks and security measures. An internal audit is also conducted at least yearly to control the application and seek further improvement of the security measures defined.


O. Maintain- Security: Technical security measures are maintained regularly to ensure correct and accurate operations. Access control system to ensure that only authorized employee have access to sensitive area as well as computer/ network system to ensure the protection of the networks and computer systems based on the appropriate configuration.

O. Logical-Access: The site enforces a logical separation between the internal network and the internet by a firewall. The firewall ensures that only defined services and defined connections are accepted. The internal network is also separated into the production network and the administration network. Additional specific networks for production and configuration are logically separated from any internal network to enforce access control. Access to the production network and internal network is also restricted to authorized employees that are working in the related area or that are involved in the configuration tasks or the production system. Every authorized user of an IT system has its own user account and password managed by the authorized IT administrator. An authentication user account and password is enforced by all computer systems.

O. Logical- Operations: The network segments and computer systems are kept up to date software updates, security patches, virus protection, and spyware protection). The backup of sensitive data and security relevant logs is applied accordingly to the classification of the stored data.

O. Config- Items: The site has a configuration management system that assigns a unique internal identification to each product to uniquely identify configuration items and is assigned to each different client.

O. Config-Control: The site has a procedure for the setup of the production process for each new product- From the release of a new configuration of the product to the production of the product. The site has also integrated a process of change management whereby process to introduce changes to the product or processes is enforced. Only authorized personnel can access the changes in the system. The configuration management system which is automated supports the entire production control.

	PT UTAC MANUFACTURING SERVICES INDONESIA	
	PUBLIC SITE SECURITY TARGET	Doc. No.: G02A-002A
		Rev. No.: 03

O. Config- Process: The site controls its services and processes using a configuration management plan. The configuration management is controlled by tools and procedures for the development of test programs and the assembly of the products, for the management of optimizing the documentation and process flow managed by the site.

O. Acceptance-Test: The site delivers configuration items that fulfill the specified properties. Specification checks, Machine Parameters, Functional and visual control checks and tests are performed to ensure that the products are compliant to the specifications defined. Tests logs are stored and maintained in the database to support the tracing and identification in case of any systematic failures.

O. Staff engagement: All employees have to sign a non-disclosure agreement upon their employment with the site. Authorized staffs who are engaged to move, transfer and have contact with the security configuration items have to be trained and qualified based on the security procedures, on handling of the products. Briefing session with employees on basic security procedures of the company is done for every new employee joining the site and yearly sessions are also conducted to facilitate and enforce the importance of security within the site.

O. Zero-Balance: Tracing of the security product is essential and the site has to ensure that each device of the client are tracked separately and are accounted for each functional and defective device at every production step. Devices are tracked until when they are shipped or destructed as determined by clients.

O. Reception-Control: Upon receipt of products an incoming inspection is performed. The inspection comprises the received amount of products and the identification and assignment of the product to a related internal production process.

O. Internal Transport: The internal shipment procedure is applied to the configuration item. The recipient of a physical configuration item is identified by the assigned clients address. The internal shipment procedure is applied to the configuration site. The packaging is part of the defined process and applied as agreed with the client. The forwarder supports the tracing of configuration items during the internal shipment.

O. Data Transfer: Sensitive electronic configuration items (data or documents in electronic form) are protected with cryptographic algorithms (PGP Keys) to ensure confidentiality and integrity. The associated keys must be assigned to individuals to ensure that only authorized employees are able to extract the sensitive electronic configuration item. The keys are exchanged based on secured measures and they are sufficiently protected.


O. Control Scrap: The site has measures to destruct sensitive configuration items. Rejected or defective devices are either destructed by authorized vendors or are returned to the clients.

9. Security Objective Rationale


The Site Security Target includes a Security Objectives Rationale with two parts. The first part includes a tracing which shows how the threat and OSPs are covered by the Security Objectives. The second part includes a justification that shows that all threats and OSPs are effectively addressed by the Security Objectives.

Note that the assumptions defined in this site security target cannot be used to cover any threat or OSP of the site. They are seen as pre-conditions fulfilled either by the site providing the sensitive configuration items or by the site receiving the sensitive items. Therefore, they do not contribute to the security of the site under evaluation.


10. Mapping of Security Objectives

	PT UTAC MANUFACTURING SERVICES INDONESIA	
	PUBLIC SITE SECURITY TARGET	Doc. No.: G02A-002A
		Rev. No.: 03

Threats	Security Objectives	Security Objectives
T. Smart Theft	<ul style="list-style-type: none"> O. Physical- Access O. Security-Control O. Alarm Response O. Internal Monitor O. Maintain-Security 	Physical Security and protection is an important point for this threat. Therefore we will need to look into the different level of access and security control of the site to monitor the activity and permitted access within the site address in O. Physical-Access, O. Security-Control. In cases whereby security is compromised, alarm response measures will be triggered in response to highlight and/or prevent the attack- O. Alarm response. A robust security system and continuous improvement on Security within the organization and is essential to ensure that security operations are maintained and are reviewed continuously in O. Internal Monitor and O. Maintain-Security.
T. Rugged-Theft	<ul style="list-style-type: none"> O. Physical-Access O. Security-Control O. Alarm Response O. Internal-Monitor O.Maintain-Security 	Physical Security and protection is an important point for this threat. Therefore we will need to look into the different level of access and security control of the site to monitor the activity and permitted access within the site address in O. Physical-Access, O. Security-Control. In cases whereby security is compromised, alarm response measures will be triggered in response to highlight and/or prevent the attack- O. Alarm response. A robust security system and continuous improvement on Security within the organization and is essential to ensure that security operations are maintained and are reviewed continuously in O. Internal Monitor and O. Maintain-Security.
T. Computer-Net	<ul style="list-style-type: none"> O. Internal-Monitor O. Maintain-Security O. Logical Access O. Logical Operation O. Staff Engagement 	Logical Security and protection measure to prevent attack on logical protection of data and configuration management is essential. Supported by O.Internal- Monitor, O.Maintain-Security, O.Logical Access, O. Logical operation. Personnel Security measures are provided by O. Staff Engagement.
T. Accident-Change	<ul style="list-style-type: none"> O. Logical-Access O. Config Control O. Config-Process O. Acceptance-Test O. Staff Engagement O. Zero Balance 	Accidental changes could happen if there are no controls in place. Configuration Management data and access are determine to prevent such incidents- Supported by O. Logical-Access. At the Configuration management process at data management and production process specifications whereby there are certain automated controls in place to support tracing and identification on systematic failures supported in O.Config Control and O. Config-Process, O. Acceptance-Test and O. Zero balance. Personnel Security Measures are provided by O. Staff Engagement.

	PT UTAC MANUFACTURING SERVICES INDONESIA	
	PUBLIC SITE SECURITY TARGET	
	Doc. No.: G02A-002A Rev. No.: 03	

T. Unauthorized Staff	O. Physical Access O. Security-Control O. Alarm Response O. Internal Monitor O. Maintain-Security O. Logical-Access O. Logical Operation O. Staff Engagement O. Config-Control O. Zero Balance O. Control-Scrap	O. Physical Access, O. Security-Control, O. Alarm Response, O. Internal Monitor and O. Maintain Security ensure that no unauthorized entry is permitted into the site. Logical data access by unauthorized users is defined in O. Logical-Access and O. Logical Operation. Training of staff toward Security under O. Staff Engagement will assist staff in understanding such possible attacks. O. Config-Control ensures configurations can be done by authorized personnel. Any Scrap that may support an attacker is controlled according to O. Zero Balance and O. Control Scrap.
T. Staff Collusion	O. Internal Monitor O. Maintain- Security O. Staff Engagement O. Zero Balance O. Data-Transfer O. Control-Scrap	O. Internal Monitor and O. Maintain Security define the associated control and continuous justification. Training of staff toward Security under O. Staff Engagement will assist staff in understanding such possible attacks. The applied production process and transfer of production material is controlled accordingly to O. Zero Balance, O. Data Transfer and O. Control Scrap.
T. Attack-Transport	O. Internal-Transport O. Data-Transfer	Restricted Channel whereby access is dedicated to only logistics personnel and transactions recorded during material transfers between client and the site are determine by O. Internal-Transport. Attacks on data transfers between clients are site are defined in O. Data-Transfer to prevent any attacks on sensitive test data or materials.
P. Config-Items	O. Reception-Control O. Config-Items	Procedure on receiving the materials from client to ensure that correct parts are received and quantities are also correct is defined in O. Reception-Control. To ensure that the correct product is loaded into production system and ship to the correct entity, O. Config-Items determines the procedure.
P. Config-Control	O. Config-Items O. Config Control O. Logical Access	All raw materials and processes used for identification and manufacturing are covered by O. Config-Items, O. Config Control and O. Logical Access.
P. Config process	O. Config Process	Services and Processes provided by the site are controlled in the configuration management plan, O. Config Process.
P. Reception-Control	O. Reception-Control	Procedures on receiving of products, outgoing shipment and internal material flow are followed accordingly to O. Reception-Control.
P. Accept-Product	O. Config-Control O. Config-Process O. Acceptance-Test	Testing and quality control will ensures that products comply with the specifications as defined with the client under O. Config Control, O. Config-Process and O. Acceptance- Test.
P. Zero-Balancing	O. Internal Monitor O. Staff-Engagement O. Zero-Balance O. Control Scrap	O. Internal Monitor, O Staff Engagement and O. Zero Balance and O. Control Scrap ensure that the sensitive items (intended TOE from clients) are traced and accounted for from start to scrap.

	PT UTAC MANUFACTURING SERVICES INDONESIA	
	PUBLIC SITE SECURITY TARGET	Doc. No.: G02A-002A
		Rev. No.: 03

P. Transport-Prep	O. Config-Process O. Internal-Transport O. Data-Transfer	Products should be labelled accordingly to the specification of the clients and labels must be correct in O. Config-Process. Traceability and security of outgoing materials during internal transport are defined in O. Internal Transport and O. Data-Transfer.
P. Data-Transfer	O. Data Transfer	O. Data-Transfer is to prevent any attacks on sensitive test data or materials during exchanges between clients and the Site.
P. Secure Scrap	O. Security-Control O. Zero Balance O. Control-Scrap	O. Security Control, O. Zero Balance and O. Control Scrap ensure that the sensitive items (intended TOE from clients) are traced and accounted for from incoming material, in production and to scrap.

11. Extended Assurance Components Definition (AST_ECD)

No extended components are currently defined in this Site Security Target.

12. Security Assurance Requirement (AST_REQ)

Clients using this site Security Target require an evaluation against evaluation assurance level EAL 6. In many cases, this evaluation assurance level is appropriate with the Security Assurance Requirement ALC_DVS.2. This Security Assurance Requirement (SAR) is often requested in the Security IC Platform Protection Profile.

The Security Assurance Requirements (SAR) are from the class ALC (LIFE-CYCLE SUPPORT) as defined:

- CM Capabilities (ALC_CMC.5)
- CM SCOPE (ALC_CMS.5)
- Delivery (ALC_DEL.1)
- Development Security (ALC_DVS.2)
- Life-Cycle Definition (ALC_LCD.1)
- Tools and Technique (ALC_TAT.3)


12.1. Application Notes and Refinements

The description of the site certification process includes specific application notes. The main item is that a product that is considered as intended TOE is not available during the evaluation. Since the terms “TOE” is not applicable in the SST the associated process for the handling of products (or “intended TOEs”) are in the focus and described in this Site Security Target. These processes are subject of the evaluation of the site.

12.1.1. Overview and Refinements regarding CM Capabilities (ALC_CMC)

A production control system is employed to guarantee the traceability and completeness of different production lot. The number of wafers, dice and/ or packaged products (e.g. modules) is tracked by this system. Appropriate administration procedures are implemented for managing wafers, dice and/ or packaged modules, which are being removed from the production-process in order to verify and to control pre-defined quality standards and production parameters. It is ensured, the wafers, dice or assembled devices removed from the production stage (i) are returned to the production stage from where they were removed or (ii) are securely stored and destroyed.

According to the processes rather than a TOE are in the focus of the CMC examination. The changed content elements are presented below. Since the application notes are defined for ALC_CMC.5. Since this Site Security Target claims ALC_CMC.5 only relevant content elements are adapted.

	PT UTAC MANUFACTURING SERVICES INDONESIA	
	PUBLIC SITE SECURITY TARGET	Doc. No.: G02A-002A
		Rev. No.: 03

The configuration control and a defined change process for the procedures and descriptions of the site under evaluation are mandatory. The control process must include all procedures that have an impact on the evaluated production processes as well as the site security measures.

The life cycle described is a complex production process which sufficient verification steps to ensure the specified and expected results are used during the control of the product. Test procedures, verification procedures and associated expected results must be under configuration management.

The configuration items for the considered product type are listed in section 5. The CM documentation of the site is able to maintain the items listed for the relevant life cycle step and the CM system is able to track the configuration items.

A CM system is employed to guarantee the traceability and completeness of different production lots. Appropriate administration procedures are in place to maintain the integrity and confidentiality of the configuration items.

12.1.2. Overview and refinement regarding CM Scope (ALC_CMS)

The Scope of the configuration management for a site certification process is limited to the documentation relevant for the SAR for the claimed life-cycle SAR and the configuration items handles at the site.

In the particular case of a security IC, the scope of the configuration management can include a number of configuration items. The configuration items already defined in section 6 that are considered as TOE implementation representation” include:

Security Wafers, ICs/ dies.

Security Modules (Finished Products) and other forms of module packages.

Testing Specifications and Testing Program Data for testing.

Security Dice and modules which are rejected in the manufacturing process or intended for scrap.

In addition, process control data, test data and related procedures and programs can be in the scope of the configuration management.


12.1.3. Overview and refinements regarding Delivery Procedures (ALC_DEL)

The CC assurance components of the family ALC_DEL (Delivery) refer to the external delivery of (i) the TOE for parts of it (ii) to the consumer or consumer’s site (Composite TOE Manufacturer), The CC assurance components ALC_DEL.1 requires procedures and technical measures to maintain the confidentiality and integrity of the product. The means to detect modifications and prevent any compromise of the initialization Data and/ or Configuration Data may include supplements of the Security IC Embedded Software.

In the particular case of a security IC more “material and information” than the TOE itself (which by definition includes the necessary guidance) is exchanged with clients. Since the TOE can be externally delivered after different life cycle phases, the Site Security Target must consider the data that is exchanged by the sites either as part of the product or separate as input for further production steps.

Since the assurance component ALC_DEL.1 is only applicable to the external delivery to the consumer, the component cannot be used for internal shipment. Internal shipment is covered by ALC_DVS. However, the component ALC_DEL.1 is included here to support the reuse of the evaluation results and to enable the justification of the evaluator on the classification of the delivery.

12.1.4. Overview and refinements regarding Development Security (ALC_DVS)

	PT UTAC MANUFACTURING SERVICES INDONESIA	
	PUBLIC SITE SECURITY TARGET	Doc. No.: G02A-002A
		Rev. No.: 03

The CC assurance components of family ALC_DVS refer to (i) the development environment”, (ii) to the “TOE” or “TOE” design and implementation”. The component ALC_DVS.2 “Sufficiency of security measures” requires additional evidence for the suitability of the security measures.

The TOE Manufacturer must ensure that the development and production of the TOE is secure so that no information is unintentionally made available for the operational phase of the TOE. The confidentiality and integrity of design information, test data, configuration data must be guaranteed, access to any kind of samples (Clients specific samples) development tools and other material must be restricted to authorized persons only, scrap must be controlled and destroyed.

Based on these requirements the physical security as well as the logical security of the site is in the focus of the evaluation. Beside the pure implementation of the security measures also the control and the maintenance of the security measures must be considered.

12.1.5. Overview and refinements regarding life Cycle Definition (ALC_LCD)

The site does not equal to the entire development environment. Therefore, the ALC_LCD criteria are interpreted in a way that only those life-cycle phases have to be evaluated which are in the scope of the site. The Protection Profile (BSI-PP-0035 or 0084) provides a life-cycle description there specify life-cycle steps can be assigned to the tasks at site. This may comprise a change of life-cycle state if e.g. testing or initialization is performed at the site or not.

The Protection Profile (BSI-PP-0035 or 0084) does not include any refinements for ALC_LCD. The site under evaluation does not initiate a life cycle change of the intended TOE. The products are assembled and the functional devices are delivered to the clients. The defective devices are scrapped or also returned to the client.

12.1.6. Overview and Refinements regarding Tool and Techniques (ALC_TAT)

The CC assurance components of family ALC_TAT refer to the tools that are used to develop, analyze and implement the TOE. The component ALC_TAT.3, “Compliance with implementation standards”, requires evidence for the suitability of the tools and technique used for the development process of the TOE.


Neither source code of the intended TOE is handled nor is any task performed at the site that must be considered accordingly to ALC_TAT. However, the component is included here to support the reuse of the evaluation results and to enable the justification of the evaluator regarding ALC_TAT.3.

13. Security Rationale (SAR)


The Security Assurance rationale maps the content elements of the selected assurance components to the security objectives defined in this Site Security Target. The refinements described above are considered.

The site has a process in place to ensure an appropriate and consistent identification of the products. If the site already receives configuration items, the process is based on the assumption that the received configuration items are appropriately labelled and identified, refer to A. Item-Identification.


SAR	Security Objective	Rationale
-----	--------------------	-----------

	PT UTAC MANUFACTURING SERVICES INDONESIA	
	PUBLIC SITE SECURITY TARGET	Doc. No.: G02A-002A
		Rev. No.: 03

ALC_CMC.5.1C: The product shall be labelled with its unique reference.	O.Config-Items	All products assembled are labelled by a unique part ID. Automatic tools are used to set-up the wafers in a new production item. The products get a unique customer part ID automatically generated by the system tools based as defined by O.Config-Items.
ALC_CMC.5.2C: The CM documentation shall describe the method used to uniquely identify the configuration items.	O.Reception-Control O.Config-Control O.Config-Process	Incoming inspection according O.Reception-Control ensures product identification and the associated labelling. This labelling is mapped to the internal identification as defined by O.Config-Items. This ensures the unique identification of security products. O.Config-Control ensures that each customer part ID is setup and released based on a defined process. This comprises also changes related to a customer part ID. The configurations can only be done by authorised staff. O.Config-Process provides a configured and controlled production process.
ALC_CMC.5.3C: The CM documentation shall justify that the acceptance procedures provide for an adequate and appropriate review of changes to all configuration items.	O.Reception-Control O.Config-items O.Config-control	O.Reception-Control comprises the incoming labelling and the mapping to internal identifications. O.Config-Items comprise the internal unique identification of all items that belong to a customer part ID. Each product is setup according to O.Config-Control comprising all necessary items.
ALC_CMC.5.4C: The CM system shall uniquely identify all configuration items.	O.Config-Items O.Config-Control	O.Reception-Control comprises the incoming labelling and the mapping to internal identifications. O.Config-Items comprise the internal unique identification of all items that belong to a customer part ID. Each product is setup according to O.Config-Control comprising all necessary items.
ALC_CMC.5.5C: The CM system shall provide automated measures such that only authorised changes are made to the configuration items.	O.Config-Control O.Config-Process O.Logical-Access O.Logical-Operation	O.Config-Control assigns the setup including processes and items for the production of each customer part ID. O.Config-Process comprises the control of the production processes. O.Logical-Access and O.Logical-operation support the control by limiting the access and ensuring the correct operation for all to authorized staff.

	PT UTAC MANUFACTURING SERVICES INDONESIA	
	PUBLIC SITE SECURITY TARGET	Doc. No.: G02A-002A
		Rev. No.: 03


ALC_CMC.5.6C: The CM system shall support the production of the product by automated means.	O.Config-Process O.Zero-Balance O.Acceptance-Test	O.Config-Process comprises the automated management of the production processes O.Zero-Balance ensures the control of wafers during production. O.Acceptance-Test provides an automated electrical testing of the product quality and supports the tracing.
ALC_CMC.5.7C: The CM system shall ensure that the person responsible for accepting a configuration item into CM is not the person who developed it.	O.Reception-Control O.Logical-Access O.Logical-Operation	O.Reception-Control comprises the incoming labelling and the mapping to internal identifications for good wafers and scrap wafers. O.Logical-Access and O.Logical-Operation support the control by limiting the access and ensuring the correct operation for all tasks to authorized staff.
ALC_CMC.5.8C: The CM system shall identify the configuration of product.	O.Config-Items O.Config-Control O.Config-Process	O.Config-Items comprise the internal unique identification of all items that belong to a client's part ID. O.Config- Control describes the management of the clients part IDs at the site. According to O.Config-Process the CM plans describe the services provided by the site.
ALC_CMC.5.9C: The CM system shall support the audit of all changes to the CM items.	O.Config-Items O.Acceptance-Test O.Config-Control O.Config-Process	O.Config-Items comprise the internal unique identification of all items that belong to a customer part ID. O.Config-Control describes the management of the customer part IDs at the site. According to O.Config-Process the CM plans describe the services provided by the site. O.Acceptance-Test provides an automated testing of the functionality and supports the tracing.
ALC_CMC.5.10C: The CM system shall provide an automated means to identify all other configuration items that are affected by the change of a given configuration item.	O.Config-Control O.Config-Process	O.Config-Control describes the management of the customer part IDs at the site. According to O.Config- Process the CM plans describe the services provided by the site.
ALC_CMC.5.11C: The CM system shall be able to identify the version of the implementation representation from which the wafer is generated	O.Reception-Control O.Logical-Access O.Config-Control O.Config-Process O.Logical-Operation	O.Reception-Control comprises the incoming labelling and the mapping to internal identifications. O.Logical- Access and O.Logical-Operation support the control by limiting the access and ensuring the correct operation for all tasks to authorized staff. O.Config-Control describes the management of the customer part IDs at the site. According to O.Config- Process the CM plans describe the services provided by the site.

	PT UTAC MANUFACTURING SERVICES INDONESIA	
	PUBLIC SITE SECURITY TARGET	Doc. No.: G02A-002A
		Rev. No.: 03

ALC_CMC.5.12C: The CM documentation shall include a CM plan.	O.Config-Control O.Config-Process	O.Config-Control describes the management of the customer part IDs at the site. According to O.Config- Process the CM plans describe the services provided by the site.
ALC_CMC.5.13C: The CM plan shall describe how the CM system is used for the development of the TOE.	O.Config-Control O.Config-Process	O.Config-Control describes the management of the customer part IDs at the site. According to O.Config- Process the CM plans describe the services provided by the site.
ALC_CMC.5.14C: The CM plan shall describe the procedures used to accept modified or newly created configuration items.	O.Reception-Control O.Config-Items O.Config-Control O.Config-Process	O.Reception-Control supports the identification of configuration items at UID O.Config-Items ensure the unique identification of each product produces at UID by the customer part ID. O.Config-Control ensures a release for each new or changed customer part ID. O.Config-Process ensures the automated control of released products.
ALC_CMC.5.15C: The evidence shall demonstrate that all configuration items are being maintained under the CM system.	O.Reception-Control O.Config-Control O.Config-Process O.Zero-Balance O.Internal-Shipment	The objectives O.Reception-Control, O.Config-Control, O.Config-Process ensures that only released customer part IDs are produced. This is supported by O.Zero-Balance ensuring the tracing of all security products O.Internal-Shipment includes the packing requirements, the reports, logs and notifications including the required
ALC_CMC.5.16C: The evidence shall demonstrate that the CM system is being operated in accordance with the CM plan.	O.Config-Control O.Config-Process	O.Config-Control comprises a release procedure as evidence. O.Config- Process ensures the compliance of the process.

Table 1: Rationale for ALC_CMC.4


SAR	Security Objective	Rationale
ALC_CMS.5.1C: The configuration list shall include the following: the product itself; the evaluation evidence required by the SARs; the parts that comprise the product; the implementation representation; security flaw reports and resolution status; and development tools and related information.	O.Config-Items O.Config-Control O.Config-Process	Since the process is subject of the evaluation no products are part of the configuration list. O.Config-Items ensure unique part IDs including a list of all items and processes for this part. O.Config-Control describes the release process for each customer part ID. O.Config-Process defined the configuration control including part ID's procedures and processes.

	PT UTAC MANUFACTURING SERVICES INDONESIA	
	PUBLIC SITE SECURITY TARGET	Doc. No.: G02A-002A
		Rev. No.: 03

ALC_CMS.5.2C: The configuration list shall uniquely identify the configuration items.	<ul style="list-style-type: none"> O.Config-Items O.Config-Control O.Config-Process O.Reception control O.Internal-Shipment 	Items, products and processes are uniquely identified by the data base system according to O.Config-Items. Within the production process the unique identification is supported by automated tools according to O.Config-Control and O.Config-Process. The identification of received products is defined by O.Reception-Control. The labelling and preparation for the transport is defined by O.Internal- Shipment.
ALC_CMS.5.3C: For each TSF relevant configuration item, the configuration list shall indicate the developer of the item.	O.Config-Items	UID does not involve subcontractors for the production of IC module product. According to O.Config-Items all configuration items for secure products are identified.

Table 2 :Rationale for ALC_CMS.5

SAR	Security Objective	Rationale
ALC_DVS.2.1C: The development security documentation shall describe all the physical, procedural, personnel, and other security measures that are necessary to protect the confidentiality and integrity of the TOE design and implementation in its development environment.	<ul style="list-style-type: none"> O.Physical-Access O.Security-Control O.Alarm-Response O.Logical-Access O.Logical-Operation O.Staff-Engagement O.Maintain-Security O.Control-Scrap 	The physical protection is provided by O.Physical-Access, supported by O.Security-Control, O.Alarm- Response, and O.Maintain-Security. The logical protection of data and the configuration management is provided by O.Logical-Access and O.Logical- Operation. The personnel security measures are provided by O.Staff- Engagement. Any scrap that may support an attacker is controlled according to O.Control-Scrap.
ALC_DVS.2.2C: The development security documentation shall justify that the security measures provide the necessary level of protection to maintain the confidentiality and integrity of the TOE.	<ul style="list-style-type: none"> O.Internal-Monitor O.Logical-Operation O.Maintain-Security O.Zero-Balance O.Acceptance-Test 	The security measures described above under ALC_DVS.2.1C are commonly regarded as effective protection if they are correctly implemented and enforced. The associated control and continuous justification is subject of the objectives O.Internal-Monitor, O.Logical- Operation and O.Maintain-Security. All devices including functional and non -functional are traced according to O.Zero-Balance. O.Acceptance-Test supports the integrity control by testing of the finished products.

	PT UTAC MANUFACTURING SERVICES INDONESIA	
	PUBLIC SITE SECURITY TARGET	Doc. No.: G02A-002A
		Rev. No.: 03

ALC_DVS.2.2C: Confidentiality and integrity of the product during internal shipment	O.Reception-Control O.Internal-Shipment O.Transfer-Data	The reception and incoming inspection supports the detection of attacks during the transport of the security products to UID according to O.Reception- Control. The delivery to the client is protected by similar measures according to the requirements of the client based on O.Internal-Shipment. Sensitive data received by UID as well as sensitive data sent by UID is encrypted according O.Transfer-Data to ensure access by authorised recipients only.
---	---	---

Table 3: Rationale for ALC_DVS.2


SAR	Security Objective	Rationale
ALC_LCD.1.1C: The lifecycle Definition documentation shall describe the model used to develop and maintain the TOE.	O.Config-Control O.Config-Process	The processes used for identification and manufacturing are covered by O.Config-Control and O.Config- Process.
ALC_LCD.1.2C: The lifecycle model shall provide for the necessary control over the development and maintenance of the TOE.	O.Acceptance-Test O.Config-Process O.Zero-Balance	The site does not perform development tasks. The applied production process is controlled according to O.Config-Process, the finished customer parts are tested according O.Acceptance- Test and all security products are traced according O.Zero-Balance.

Table 4: Rationale for ALC_LCD.1

Since this SST references the PP [6], the life-cycle module used in this PP includes also the processes provided by this site. Therefore the life-cycle module described in the PP [6] is considered to be applicable for this site.

The performed production steps do not involve source code, design tools, compilers or other tools used to build the security product (intended TOE). Therefore the site does not use or maintain tools according to the definition of ALC_TAT.3. However the component is included here to support the reuse of the evaluation results and to enable the justification of the evaluators regarding ALC_TAT.3. The site always returns the security products back to the client that provided the security products for the assembly. There is no delivery of security products directly to the customer regarding the next life cycle step. Therefore the transport of security products is always considered as internal transport.

- 14. Site Summary Specification (AST_SSS)
 - 14.1. Preconditions Required by the Site

	PT UTAC MANUFACTURING SERVICES INDONESIA	
	PUBLIC SITE SECURITY TARGET	Doc. No.: G02A-002A
		Rev. No.: 03

PT UTAC Manufacturing Services Indonesia provides manufacturing and assembly services for smartcards and identity modules. Sawn wafers are expected as input for the assembly lines. Defect devices on the wafer can be marked by inking or by electronic wafer map files. The packaging and the wafers must be labelled to allow for production product identification.

The devices delivered to the site are tested after the assembly using simple functional tests like the check of the ATR/S as well as open and short measurements based on the test parameters provided by the client. Because the devices are already locked, the configuration data and/or identification data stored on the devices cannot be changed by the functional testing in the test environment.

The production at UID is released after the client accepts the initial samples lot produced. Therefore each client is responsible for the verification of his products based on the samples lot provided by the site.

If specific requirement are needed for the transport of the finished products, the related specifications and other packaging items e.g. security seals are provided by the client.

The client is responsible for delivery and transfer of the products. This comprises the selection of the forwarder and the provision of data for the verification of the transport arrangements.

14.2. Services of the Site

Each product setup at the site gets a unique client part ID (Client consigned parts). This part ID is linked with the security device that is assembled in the product.

The processes for assembly, testing and acceptance are setup at the site according to the specifications (E.g. Bonding diagrams, modules specification, test specification and packaging requirements, if applicable) provided by the client. For the release, a samples lot is produced at the site.

The complete product specific production flow includes a functional test of each device as part of the acceptance process. The functional tests are either developed by UID based on the test specifications and electrical parameters/ limits provided and determined by the client or the test program. The test program are provided by the client are integrated in the test environment of the site. Test program provided by the client must be dedicated for the test tools used at the site.

The site has a standard procedure for packing of finished products and preparation of shipment. If special packaging requirements are provided by the client, they are included in the process setup. The client is alerted if products are ready for transport because the transport will be arranged by the client. Base on the alert, the client provides the pickup information on the forwarder that is used for the verification of the forwarder before the handover of the products.


Defective or rejected products are either returned to the client or they are destructed according to the defined secure destruction process. The client must decide during the product setup whether the rejects and defective devices on the wafer are also returned or if they shall be destructed by UID.

14.3. Objectives Rationale

The following rationale provides a justification that shows that all threats and OSP are effectively address by the security objectives.

O. Physical- Access

The plant is surrounded by a fence and controlled by CCTV. The access to the site is only possible via access controlled doors. The enabling of the alarm system and the additional external controls are managed according to the running operation at the site. This considers the manpower per shift as well as the operational needs

	PT UTAC MANUFACTURING SERVICES INDONESIA	
	PUBLIC SITE SECURITY TARGET	Doc. No.: G02A-002A
		Rev. No.: 03

regarding the receipt and delivery of goods. The physical, technical and organizational security measures ensure a separation of the site into four security levels. The access control ensures that only registered and authorized persons can access sensitive areas. This is supported by O. Security- Control that includes the maintenance of the access control and the control of visitors. The physical security measured is supported by O. Alarm-Response providing an alarm system.

Thereby the threats T.Smart-Theft, T. Rugged-Theft can be prevented. The Physical security measures together with the security measure provided by O. Security –Control enforce the recording of all actions. Thereby also T. Unauthorized –Staff is address.

O. Security-Control

During working hours the security officer will monitor the site and surveillance system. During off- hours, the alarm system is used to monitor the site. The CCTV systems support these measures because it is always enabled. Further on the security control is supported by O. Physical Access requiring different level of access control for the access to security product during operation as well as during off hours.

This addresses the threats T. Smart-Theft and Rugged-Theft. Supported by O. Maintain-Security and O. Physical- Access also an internal attacker triggers the security measures implemented by O. Security-Control. Therefore also the Threat T. Unauthorized-staff is addressed.

O. Alarm-Response

During working hours the security officer will monitor the alarm system. The alarm system is connected to a control center that is running 24 hours. O. Physical-Access requires certain time to overcome the different level of access control. The response time of the security officer and security response team (who is on duty) are needed to provide an effective alarm response.

This addresses the threats T.Smart-Theft, T-Rugged-Theft and T. Unauthorized-Staff.

O. Internal-Monitor

Regular security management meetings are implemented to monitor security incidences as well as changes or updates of security relevant systems and processes. This comprises also logs and security events of security relevant systems like firewall, Virus protection and success control. Major changes of security systems and security procedures are reviewed in general management security review meetings (min. 1 per year). Upon introduction of a new process, a formal review and release for mass production is made before being generally introduced.

O. Maintain Security

The security relevant systems enforcing or supporting O. Physical-Access, O. security- Control and O. Logical Access are checked regularly by the security officer. In case of maintenance, it is done by the suppliers. In addition, the configuration is updated as required by authorized security officer (for the access control system). Log files are also checked for technical problems and specific maintenance requests.


This addresses T. Smart-Theft, T.Rugged-Theft, T. Computer-Net, T.Unauthorised-staff and T.staff- Collusio

O.Logical-Access

The internal network is separated from the internet with a firewall. The internal network is further separated into sub networks by internal firewalls. These firewalls allow only authorized information exchange between the internal sub networks. Each user is logging into the system with his personalized user ID and password. The objective is supported by O.Internal-Monitor based on the checks of the logging regarding security relevant events.

The individual accounts are addressing T. Computer-Net. All configurations are stored in the database of the ERP system. Supported by O. Config-Items this addresses the threats T. Accident-Change and T. Unauthorized – Staff and the OSP P. Config-Control.

O. Logical-Operation

	PT UTAC MANUFACTURING SERVICES INDONESIA	
	PUBLIC SITE SECURITY TARGET	Doc. No.: G02A-002A
		Rev. No.: 03

All logical protection measures are maintained and updated as required, at least once a month. Critical items such as virus scanners are updated daily. The backup is sufficiently protected and is only accessible for the administration.

This addresses the threats T. Computer-Net and T. Unauthorized-Staff.

O. Config-Control

Procedures arrange for a formal release of specifications and test programs based in an engineering run. The information is also stored in the configuration database. Engineering Change Procedures are in place to classify and introduce changes. These procedures also define the separation between minor and major changes and the relevant interactions and releases with clients if required. The ERP requires personalized access controlled by passwords. Each user has access rights limited to the needs of his function. Thereby only authorized changes are possible.

Supported by O. Config-items this addresses the threat T. Unauthorized-Staff and the OSP P. Config- Control, P. Accept-Product

O. Config Process

The release configuration information including production and acceptance specifications is automatically copied to every work order. The test program is automatically loading to the test machine accordingly to the configuration information of the work order.

This addresses the threat T. Accident-Change and the OSP P. Config-process, P. Accept Product and P. Transport-Prep.

O. Acceptance-test

Acceptance tests are introduced and released based on the client approval. The tools, specifications and procedures for these tests are controlled by the means of O. Config items and O. Config-Control. Acceptance test results are logged and linked to a work order in the ERP system.

This addresses the Threat T. Accident-Change and the OSP P. Accept-Product.

O. Staff-Engagement

All employees are interviewed before hiring. They must sign and NDA and a code of conduct for the use of computers before they start to work in the company. The formal training and qualification includes security relevant subjects and the principles of handling and storage of security products. The security objectives O. Physical-Access, O. Logical-Access and O. Config-Items support the engagement of the staff.

This addresses the threats T. Computer-net, T. Accident-Change, T. Unauthorized-Staff, T. Staff- Collusion and the OSP P. Zero Balance.

O. Zero Balance


Products are uniquely identified throughout the whole process. The amount of functional and non- functional dies on a wafer and for a production order is known. Scrap and rejects are following the good products thru the whole production process. At every process step the registration of good and rejected products is recorded and updated. This security objective is supported by O. Physical-Access, O. Config-Items and O. Staff-Engagement.

This addresses the threats T. Accidental-change, T. Unauthorized-Staff, T. Staff-Collusion and the OSP P. Zero-Balance.

O. Reception-Control

At reception, each configuration item including security products are identified by the shipping documents, packaging label and information in the ERP system based on shipments alerts from the client and supported by O. Config-Items. If a product cannot be identified, it is put on hold in a secured storage. Inspection at reception is counting the amount of boxes and checking the integrity of security seal of these boxes if applicable. Thereby only correctly identified products are released for production.

The OSPs P. Config-items and P. Reception-Control are addressed by the reception control.

	PT UTAC MANUFACTURING SERVICES INDONESIA	
	PUBLIC SITE SECURITY TARGET	Doc. No.: G02A-002A
		Rev. No.: 03

O. Internal-Transport

The recipient of a production lot is linked to the work order in the ERP system and can only be modified by authorized users. Packing procedures are documented in the product configuration. This includes specific requirement of the client. This security objective is supported by O. Staff Engagement and O. Config-Items The Threat T.Attack-Transport and the OSP P. Transport-Prep are addressed by the Internal Transport.

O. Data-transfer

Sensitive electronic information is stored and transferred encrypted using PGP procedures. Supported by O. Logical Access and O. Staff-engagement this addresses the threats T. Staff=Collusion and T. Attack-Transport as well as the OSP P. Transport-Prep and P. Data-transfer.

O. Control-Scrap

Scrap is identified and handled in the same way as functional devices. They are stored internally in a secured location. The scrap is either returned to the client using the same packaging requirements as for functional products or its destructed in a controlled and documented way. Transport and actual destruction of security products is done under supervision of a qualified employee in collaboration with the destructor.

Sensitive information and information storage media are collected internally in a safe location and destructed in a supervised and documented process.

Supported by O. Physical-Access and O. Staff-engagement, this addresses the threats T. Unauthorized-Staff and T-Staff-Collusion and the OSP P. Zero balancing.

14.4. Security Assurance Requirements Rationale

The Security Assurance Rationale is given in section 13. This rationale addresses all content elements and thereby also implicitly all the developer action elements defined in Common Criteria for information Technology Security Evaluation Part 3: Security Assurance Components September 2012 Version 3.1 revision 4 CCMB-2012-09-003. Therefore the following Security Assurance rationale provides the justification for the selected Security Assurance Requirements. In general the selected Security Assurance Requirements fulfill the needs derived from the Protection Profile. Because they are compliant with the Evaluation Assurance Level EAL6 all derived dependencies are fulfilled.

14.4.1. ALC_CMC.4


The chosen assurance level ALC_CMC.4 of the assurance family “CM capabilities” is suitable to support the production of high volumes due to the formalized acceptance process and the automated support. The identification of all configuration items supports an automated and industrialized production process. The requirement for authorized changes support the integrity and confidentiality required for the products. Therefore these assurance requirements stated will meet the requirements for the configuration management.

14.4.2. ALC_CMS.5

The chosen assurance level ALC_CMS.5 of the assurance family “CM scope” supports the control of the production and test environment. This includes product related documentation and data as well as the documentation for the configuration management and the site security measures. Since the site certification process focuses on the processes based on the absence of a concrete TOE, these security assurance requirements are considered to be suitable.

14.4.3. ALC_DVS.2

The chosen assurance level ALC_DVS.2 of the assurance family “Development security” is required since a high attack potential is assumed for potential attackers. The configuration items and information handled at the site during production, assembly and testing of the product can be used by potential attackers for the development of attacks. Therefore the

	PT UTAC MANUFACTURING SERVICES INDONESIA	
	PUBLIC SITE SECURITY TARGET	Doc. No.: G02A-002A
		Rev. No.: 03

handling and storage of these items must be sufficiently protected. Further on the Protection Profile requires this protection for sites involved in the life-cycle of Security ICs development and production.

14.4.4. ALC_LCD.1

The chosen assurance level ALC_LCD.1 of the assurance family “Life-cycle definition” is suitable to support the controlled development and production process. This includes the documentation of these processes and the procedures for the configuration management. Because the site provides only a limited support of the described life-cycle for the development and production of Security ICs, the focus is limited to this site. However, the assurance requirements are considered to be suitable to support the application of the site evaluation results for the evaluation of an intended TOE.

14.4.5. ALC_DEL.1

The assurance family “Delivery” is not applicable because the products are returned to the client and this is considered as internal delivery.

14.4.6. ALC_TAT.3

The assurance family “Tools and Techniques” is not applicable because the tools used for the production process do not influence the behavior of the product. Therefore they are not considered under ALC_TAT.

14.5. Assurance Measure Rationale

O. Physical-Access

ALC_DVS.2.1C requires that the developer shall describe all physical security measures that are necessary to protect the confidentiality and integrity of the TOE design and implementation in its development environment. Thereby this objective contributes to meet the Security Assurance Requirement.

O. Security-Control

ALC_DVS.2.1C requires that the developer shall describe all personnel, procedural and other security measures that are necessary to protect the confidentiality and integrity of the TOE design and implementation in its development and production environment. Thereby this objective contributes to meet the Security Assurance Requirement.

O. Alarm-Response


ALC_DVS.2.1C: Requires that the developer shall describe all personnel, procedural and other security measures that are necessary to protect the confidentiality and integrity of the TOE design and implementation in its development and production environment. Thereby this objective contributes to meet the Security Assurance Requirement.

O. Internal-Monitor

ALC_DVS.2.2C: The development security documentation shall justify that the security measures provide the necessary level of protection to maintain the confidentiality and integrity of the TOE. Thereby this objective contributes to meet the security Assurance Requirement.

O. Maintain-Security

ALC_DVS.2.1C: Requires that the developer shall describe all personnel, procedural and other security measures that are necessary to protect the confidentiality and integrity of the TOE design, implementation and in its development and production environment. Thereby this objective contributes to meet the security Assurance Requirement.

	PT UTAC MANUFACTURING SERVICES INDONESIA	
	PUBLIC SITE SECURITY TARGET	Doc. No.: G02A-002A
		Rev. No.: 03

ALC_DVS.2.2C: The development security documentation shall justify that the security measures provide the necessary level of protection to maintain the confidentiality and integrity of the TOE. Thereby this objective contributes to meet the Security Assurance Requirement.

O. Logical-Access

ALC_DVS.2.1C: Requires that the developer shall describe all personnel, procedural and other security measures that are necessary to protect the confidentiality and integrity of the TOE design, implementation and in its development and production environment. Thereby this objective contributes to meet the security Assurance Requirement.

ALC_CMC.4.4C: Requires that the CM system provides automated measures so that only authorized changes are made to the configuration items. Thereby this objective contributes to meet the security Assurance Requirement.

O. logical-Operation

ALC_DVS.2.1C: Requires that the developer shall describe all personnel, Procedural and other security measures that are necessary to protect the confidentiality and integrity of the TOE design, implementation and in its development and production environment. Thereby this objective contributes to meet the security Assurance Requirement.

ALC_DV.2.2C: The development security documentation shall justify that the security measures provide the necessary level of protection to maintain the confidentiality and integrity of the TOE. Thereby this objective is suitable to meet the Security Assurance Requirement.

ALC_CMC.4.4C: Requires that the CM system provides automated measures so that only authorized changes are made to the configuration items. Thereby this objective contributes to meet the Security Assurance Requirement.


O.Config-Items

ALC_CMC.4.1C requires a documented process ensuring an appropriate and consistent labelling of the products. A method used to uniquely identify the configuration items is required by ALC_CMC.4.2C. ALC_CMC.4.3C requires an adequate and appropriate review of changes to all configuration items. In addition ALC_CMC.5.4C requires that the CM system uniquely identifies all configuration items. ALC_CMC.4.14C requires that the CM plan describes the procedures used to accept modified or newly created configuration items as part of the TOE. The configuration list required by ALC_CMS.5.1C shall include the evaluation evidence for the fulfilment of the SARs, development tools and related information. ALC_CMS.5.2C addresses the same requirement as ALC_CMC.4.3C. ALC_CMS.5.3C requires that the developer of each TSF relevant configuration item is indicated in the configuration list. The objective meets the set of Security Assurance Requirements.

O. Config-Control

ALC_CMC.4.2C requires a CM documentation that describes the method used to uniquely identify the configuration items. ALC_CMC.4.3C requires a unique identification of all configuration items by the CM system. ALC_CMC.4.4C requires that the CM system provides automated measures so that only authorised changes are made to the configuration items. ALC_CMC.4.6C requires the CM system to support the production of the TOE by automated means. ALC_CMC.5.12C requires a CM documentation that includes a CM plan. ALC_CMC.4.7C requires that the CM plan describes how the CM system is used for the development of the TOE. ALC_CMC.4.8C requires the description of the procedures used to accept modified or newly created configuration items as part of the TOE.

ALC_CMC.4.9C requests evidence demonstrating that all configuration items are being maintained under the CM system. ALC_CMC.4.10C requires that the evidence shall demonstrate that the CM system is operated in accordance with the CM plan. The configuration list required by ALC_CMS.5.1C shall include the evaluation evidence for the fulfilment of the SARs, development tools and related information. ALC_CMS.5.2C addresses the same requirement as ALC_CMC.4.3C. In addition ALC_LCD.1.1C requires that the life-cycle definition documentation describes the model used to develop and maintain the products. The objective meets the set of Security Assurance Requirements

	PT UTAC MANUFACTURING SERVICES INDONESIA	
	PUBLIC SITE SECURITY TARGET	Doc. No.: G02A-002A
		Rev. No.: 03

O. Config-Process

ALC_CMC.4.2C requires a CM documentation that describes the method used to uniquely identify the configuration items. The provision of automated measures such that only authorized changes is made to the configuration items as required by ALC_CMC.4.4C. ALC_CMC.4.5C requires that the CM system supports the production by automated means. ALC_CMC.4.6C requires that the CM documentation includes a CM plan. ALC_CMC.4.7C requires that the CM plan describe how the CM system is used for the development of the TOE. ALC_CMC.4.8C requires the description of the procedures used to accept modified or newly created configuration items as part of the TOE. ALC_CMC.4.9C requests evidence showing that all configuration items are being maintained under the CM system. ALC_CMC.4.10C requires that the evidence shall demonstrate that the CM system is operated in accordance with the CM plan. The configuration list required by ALC_CMS.5.1C shall include the evaluation evidence for the fulfilment of the SARs, development tools and related information. ALC_CMS.5.2C addresses the same requirement as ALC_CMC.4.3C. ALC_LCD.1.1C requires that the life-cycle definition documentation describes the model used to develop and maintain the products. ALC_LCD.1.2C requires control over the development and maintenance of the TOE. The objective meets the set of Security Assurance Requirements.

O. Acceptance-Test

The testing of the products is considered as automated procedure as required by ALC_CMC.4.5C. The operation of the CM system in accordance with the CM plan is required by ALC_CMC.4.10C. In addition ALC_LCD.1.2C requires control over the development and maintenance of the TOE. ALC_DVS.2.2C requires security measures to protect the confidentiality and integrity of the TOE during production. Thereby the objective fulfils this combination of Security Assurance Requirements.

O. Staff-Engagement

ALC_DVS.2.1C requires the description of personnel security measures that are necessary to protect the confidentiality and integrity of the TOE design and implementation in its development environment. Thereby the objective fulfills this combination of Security Assurance Requirements.

O. Zero –Balance


ALC_CMC.4.9C requires evidence that all configuration items are being maintained under the CM system. ALC_DVS.2.2C requires security measures that are necessary to protect the confidentiality and integrity of the TOE. ALC_LCD.1.2C requires control over the development and maintenance of the TOE. Thereby this objective is suitable to meet the Security Assurance Requirement.

O. Reception – Control

ALC_CMC.4.2C requires a CM documentation that describes the method used to uniquely identify the configuration items. ALC_CMC.4.3C requires a unique identification of all configuration items by the CM system. ALC_CMC.4.8C requires the description of the procedures used to accept modified or newly created configuration items as part of the TOE. ALC_CMC.4.9C requests evidence to demonstrate that all configuration items are being maintained under the CM system. ALC_CMS.5.2C addresses the same requirement as ALC_CMC.5.4C. ALC_DVS.2.2C requires security measures to protect the confidentiality and integrity of the TOE during the transfer between sites. Thereby this objective is suitable to meet the Security Assurance Requirement.

O. Internal-Transport

ALC_DVS.2.2C requires that the developer shall describe all physical security measures that are necessary to protect the confidentiality and integrity of the TOE. This includes also the protection during the transport between production sides. ALC_CMC.4.9C requests evidence to demonstrate that all configuration items are being maintained under the CM system. ALC_CMC.4.10C requires that the evidence shall demonstrate that the CM system is operated in accordance with the CM plan.

	PT UTAC MANUFACTURING SERVICES INDONESIA	
	PUBLIC SITE SECURITY TARGET	Doc. No.: G02A-002A
		Rev. No.: 03

ALC_CMS.5.2 according the unique identification of the packing as configuration item. Thereby this objective contributes to meet the Security Assurance Requirement.

O. Data-Transfer

ALC_DVS.2.2C: The development Security documentation shall describe all the Physical, Procedural, personnel and other security measures that are necessary to protect the confidentiality and integrity of the TOE design and implementation in its development environment. This objective will meet the security Assurance Requirement.

O. Control-Scrap


ALC_DVS.2.1C requires physical, procedural, personnel, and other security measures that are implemented to protect the confidentiality and integrity of the TOE design and implementation. Thereby this objective is suitable to meet the Security Assurance Requirement.

14.5.1. Mapping of the Evaluation Documentation


The scope of the evaluation according to the assurance class ALC comprises the processing and handling of security products and the complete documentation of the site provided for the evaluation. The Specifications and descriptions provided by the client are not part of the configuration management at the site.

14.5.1.1. SAR's to Site documentation mapping for ALC_CMC.5


SAR	Security Objective	Rationale
ALC_CMC.5.1C: The product shall be labeled with its unique reference.	O.Config-Items	All products assembled are labeled by a unique part ID. Automatic tools are used to set-up the wafers in a new production item. The products get a unique customer part ID automatically generated by the system tools based as defined by O.Config-Items.
ALC_CMC.5.2C: The CM documentation shall describe the method used to uniquely identify the configuration items.	O.Reception-Control O.Config-Control O.Config-Process	Incoming inspection according O.Reception-Control ensures product identification and the associated labelling. This labelling is mapped to the internal identification as defined by O.Config-Items. This ensures the unique identification of security products. O.Config-Control ensures that each customer part ID is setup and released based on a defined process. This comprises also changes related to a customer part ID. The configurations can only be done by authorised staff. O.Config-Process provides a configured and controlled production process.
ALC_CMC.5.3C: The CM documentation shall justify that the acceptance procedures provide for an adequate and appropriate review of changes to all configuration items.	O.Reception-Control O.Config-items O.Config-control	O.Reception-Control comprises the incoming labelling and the mapping to internal identifications. O.Config-Items comprise the internal unique identification of all items that belong to a customer part ID. Each product is setup according to O.Config-Control comprising all necessary items.

	PT UTAC MANUFACTURING SERVICES INDONESIA	
	PUBLIC SITE SECURITY TARGET	Doc. No.: G02A-002A
		Rev. No.: 03

ALC_CMC.5.4C: The CM system shall uniquely identify all configuration items.	O.Config-Items O.Config-Control	O.Reception-Control comprises the incoming labelling and the mapping to internal identifications. O.Config-Items comprise the internal unique identification of all items that belong to a customer part ID. Each product is setup according to O.Config-Control comprising all necessary items.
ALC_CMC.5.5C: The system shall provide measures such that only authorized changes are made to the configuration items.	O.Config-Control O.Config-Process O.Logical-Access O.Logical-Operation	O.Config-Control assigns the setup including processes and items for the production of each customer part ID. O.Config-Process comprises the control of the production processes. O.Logical-Access and O.Logical-operation support the control by limiting the access and ensuring the correct operation for all to authorized staff.
ALC_CMC.5.6C: The CM system shall support the production of the product by automated means.	O.Config-Process O.Zero-Balance O.Acceptance-Test	O.Config-Process comprises the automated management of the production processes O.Zero-Balance ensures the control of wafers during production. O.Acceptance-Test provides an automated electrical testing of the product quality and supports the tracing.
ALC_CMC.5.7C: The CM system shall ensure that the person responsible for accepting a configuration item into CM is not the person who developed it.	O.Reception-Control O.Logical-Access O.Logical-Operation	O.Reception-Control comprises the incoming labelling and the mapping to internal identifications for good wafers and scrap wafers. O.Logical-Access and O.Logical-Operation support the control by limiting the access and ensuring the correct operation for all tasks to authorized staff.
ALC_CMC.5.8C: The CM system shall identify the configuration of product.	O.Config-Items O.Config-Control O.Config-Process	O.Config-Items comprise the internal unique identification of all items that belong to a client's part ID. O.Config- Control describes the management of the clients part IDs at the site. According to O.Config-Process the CM plans describe the services provided by the site.

	PT UTAC MANUFACTURING SERVICES INDONESIA	
	PUBLIC SITE SECURITY TARGET	Doc. No.: G02A-002A
		Rev. No.: 03


ALC_CMC.5.9C: The CM system shall support the audit of all changes to the CM items.	O.Config-Items O.Acceptance-Test O.Config-Control O.Config-Process	O.Config-Items comprise the internal unique identification of all items that belong to a customer part ID. O.Config-Control describes the management of the customer part IDs at the site. According to O.Config-Process the CM plans describe the services provided by the site. O.Acceptance-Test provides an automated testing of the functionality and supports the tracing.
ALC_CMC.5.10C: The CM system shall provide an automated means to identify all other configuration items that are affected by the change of a given configuration item.	O.Config-Control O.Config-Process	O.Config-Control describes the management of the customer part IDs at the site. According to O.Config- Process the CM plans describe the services provided by the site.
ALC_CMC.5.11C: The CM system shall be able to identify the version of the implementation representation from which the wafer is generated	O.Reception-Control O.Logical-Access O.Config-Control O.Config-Process O.Logical-Operation	O.Reception-Control comprises the incoming labelling and the mapping to internal identifications. O.Logical- Access and O.Logical-Operation support the control by limiting the access and ensuring the correct operation for all tasks to authorized staff. O.Config-Control describes the management of the customer part IDs at the site. According to O.Config- Process the CM plans describe the services provided by the site.
ALC_CMC.5.12C: The CM documentation shall include a CM plan.	O.Config-Control O.Config-Process	O.Config-Control describes the management of the customer part IDs at the site. According to O.Config- Process the CM plans describe the services provided by the site.
ALC_CMC.5.13C: The CM plan shall describe how the CM system is used for the development of the TOE.	O.Config-Control O.Config-Process	O.Config-Control describes the management of the customer part IDs at the site. According to O.Config- Process the CM plans describe the services provided by the site.
ALC_CMC.5.14C: The CM plan shall describe the procedures used to accept modified or newly created configuration items.	O.Reception-Control O.Config-Items O.Config-Control O.Config-Process	O.Reception-Control supports the identification of configuration items at UID O.Config-Items ensure the unique identification of each product produces at UID by the customer part ID. O.Config-Control ensures a release for each new or changed customer part ID. O.Config-Process ensures the automated control of released products.

	PT UTAC MANUFACTURING SERVICES INDONESIA	
	PUBLIC SITE SECURITY TARGET	
	Doc. No.: G02A-002A Rev. No.: 03	

ALC_CMC.5.15C: The evidence shall demonstrate that all configuration items are being maintained under the CM system.	O.Reception-Control O.Config-Control O.Config-Process O.Zero-Balance O.Internal-Shipment	The objectives O.Reception-Control, O.Config-Control, O.Config-Process ensures that only released customer part IDs are produced. This is supported by O.Zero-Balance ensuring the tracing of all security products O.Internal-Shipment includes the packing requirements, the reports, logs and notifications including the required evidence.
ALC_CMC.5.16C: The evidence shall demonstrate that the CM system is being operated in accordance with the CM plan.	O.Config-Control O.Config-Process	O.Config-Control comprises a release procedure as evidence. O.Config- Process ensures the compliance of the process.


14.5.1.2. SAR's to Site documentation mapping for ALC_CMS.5

SAR	Security Objective	Rationale
ALC_CMS.5.1C: The configuration list shall include the following: clear instructions how to consider these items in the list; the evaluation evidence required by the SARs of the life cycle; development and production tools and security flaw reports and resolutions status and development tools and related information.	O. Config-Item O. Config-Control O. Config-Process	Since the process is the subject of the evaluation no products are part of the configuration list. O. Config-Item ensures unique part IDs including a list of all items and processes for this part. O. Config-Control describes the release process for each client part ID. O. Config-Process defined the configuration control including part IDs. Procedures and processes.
ALC_CMS.5.2C: The configuration list shall uniquely identify the configuration items.	O. Config Item O. Config-Control O. Config-Process O. Reception-Control O. Internal-Transport	Items, products and processes are uniquely identified by the database/ SAP system according to O. config- Item. Within the production process, the unique identification is supported by the automated tools according to O. Config-Control and O. Config-Process. The identification of received products is defined by O. Reception Control. The labelling and preparation for the transport is defined by O. Internal-Transport.
ALC_CMS.5.3C: For each configuration item, the configuration list shall indicate the developer/ subcontractor of the item.	O. Config item	The site does not engage subcontractors for the assembly of security products.

	PT UTAC MANUFACTURING SERVICES INDONESIA	
	PUBLIC SITE SECURITY TARGET	Doc. No.: G02A-002A
		Rev. No.: 03

14.5.1.4. SAR's to Site documentation mapping for ALC_DVS.2

SAR	Security Objective	Rationale
<p>ALC_DVS.2.1C: The development security documentation shall describe all the physical, procedural, personnel, and other security measures that are necessary to protect the confidentiality and integrity of the TOE design and implementation in its development environment.</p>	<ul style="list-style-type: none"> O. Physical-Access O. Security-Control O. Alarm-Response O. Logical-Access O. Logical-Operation O. Staff-Engagement O. Maintain-Security O. Control-Scrap 	<p>The physical protection is provided by O.Physical Access, supported by O. Security- Control, O. Alarm-Response, and O. Maintain-Security. The logical protection of data and the configuration management is provided by O. Logical-Access and O. Logical-Operation. The personnel security measures are provided by O.Staff-Engagement. Any scrap that may support an attacker is controlled accordingly to O. Control Scrap.</p>
<p>ALC_DVS.2.2C: The development security documentation shall justify that the security measures provide the necessary level of protection to maintain the confidentiality and integrity of the TOE</p>	<ul style="list-style-type: none"> O. Internal-Monitor O. Logical-Operation O. Maintain-Security O. Zero-Balance O. Acceptance-Test 	<p>The security measured described above under ALC_DVS.2.1C are commonly regarded as effective protection if they are correctly implemented and enforced. The associated control and continuous justification is subject of the objectives O. Internal Monitoring, O. Logical-Operation and O. Maintain-Security. All devices including functional and non- functional are traced accordingly to O. Zero Balance. O. Acceptance-Test supports the integrity control by functional testing of the finished products.</p>
<p>ALC.DVS.2.2C: Confidentiality and integrity of the product during internal shipment</p>	<ul style="list-style-type: none"> O. Reception-Control O. Internal-Transport O. Data-Transfer 	<p>The reception and incoming inspection supports the detection of attacks during the transport of the security products to the site according to O. Reception-Control. The delivery to the client is protected by similar measures according to the requirements of the client based on O. internal-Transport. Sensitive data received and send by the Site is encrypted according to O.Data- Transfer to ensure access by authorized recipients only.</p>

	PT UTAC MANUFACTURING SERVICES INDONESIA	
	PUBLIC SITE SECURITY TARGET	Doc. No.: G02A-002A
		Rev. No.: 03

14.5.1.5. SAR's to Site documentation mapping for ALC_LCD.1

SAR	Security Objective	Rationale
ALC_LCD.1.1C: The life-cycle definition shall describe the model used to develop and maintain the TOE.	O. Config-Control O. Config-Process	The processes used for identification and manufacturing are covered by O. Config Control and O. Config-Process
ALC_LCD.1.2C: The life-cycle model shall provide for the necessary control over the development and maintenance of the TOE	O. Acceptance-Test O. Config-Process O. Zero-Balance	The item does not perform development tasks. The applied production process is controlled according to O. Config-Process, the finished client parts are tested according to O.Acceptance-Test and all security products are traced according to O. Zero balance.

14.6. Definition & List of Abbreviations

14.6.1. Definition

Client: The Site providing the Site Security Target may operate as a subcontractor of the TOE manufacturer. The term "client" is used here to define this business connection. It is used instead of client since the terms "client" and "consumer" are reserved in CC. In this document, the terms words "client" and consumer" are only used in the sense of CC.

14.6.2. List of Abbreviations

ABD	Assembly Build Diagram
CC	Common Criteria
EAL	Evaluation Assurance Level
ERP	Enterprise Resource Planning
IC	Integrated Circuit
IT	Information Technology
OS	Operating System
OSP	Organizational Security Policy
NPI	New Product Introduction
NPQ	New Product Qualification
PP	Protection Profile
SAP	Name of Software used for Enterprise Resource Planning
SAR	Security Assurance Requirement
SST	Site Security Target
ST	Security Target
TOE	Target of Evaluation