



ID-One ePass V3 Full EAC v2 in EAC with PACE
configuration with AA on NXP P60x144 PVA/PVE
Public Security Target

FQR No: 110 7966

FQR Issue: 4

Legal Notice

© OT. All rights reserved.

Specifications and information are subject to change without notice.

The products described in this document are subject to continuous development and improvement.

All trademarks and service marks referred to herein, whether registered or not in specific countries, are the properties of their respective owners.

*** Printed versions of this document are uncontrolled ***

Document Management

A. Identification

| | |
|----------------------------|------------------------------------------------------------------------------------------------------------------|
| Business Unit - Department | CAI R&D |
| Document type: | FQR |
| Document Title: | ID-One ePass Full EAC v2 MRTD in EAC with PACE configuration with AA on P60x144 PVA/PVE – Public Security Target |
| FQR No: | 110 7966 |
| FQR Issue: | 4 |

Table of contents

| | |
|------------------------------------------------------------|-----------|
| LIST OF FIGURES | 8 |
| LIST OF TABLES | 8 |
| 1 SECURITY TARGET INTRODUCTION | 9 |
| 1.1 Purpose | 9 |
| 1.2 Objective of the security target..... | 9 |
| 1.3 Security target identification | 10 |
| 1.4 TOE technical identification | 11 |
| 1.5 IC identification..... | 12 |
| 2 TOE OVERVIEW | 13 |
| 2.1 Product overview | 13 |
| 2.2 TOE overview | 14 |
| 2.3 TOE usages..... | 15 |
| 2.4 TOE definition | 16 |
| 3 TOE ARCHITECTURE | 18 |
| 3.1 Integrated Circuit - NXP P60..... | 18 |
| 3.2 Low layer | 19 |
| 3.3 Tools modules..... | 20 |
| 3.4 Applicative modules..... | 20 |
| 3.5 Operating System..... | 21 |
| 3.6 Application layer | 21 |
| 4 TOE LIFE CYCLE | 23 |
| 4.1 Life cycle overview | 23 |
| 4.2 Phase 1 “Development” | 25 |
| 4.3 Phase 2 “Manufacturing” | 25 |
| 4.4 Phase 3 “Personalization of the travel document” | 26 |
| 4.5 Phase 4 “Operational Use” | 27 |

| | | |
|----------|-----------------------------------------|-----------|
| 5 | CONFORMANCE CLAIMS | 28 |
| 5.1 | Common Criteria conformance | 28 |
| 5.1.1 | Overview of the SFR defined in this ST | 28 |
| 5.1.2 | Overview of the additional protocols | 30 |
| 5.1.2.1 | Active Authentication | 30 |
| 5.1.2.2 | Prepersonalization phase | 30 |
| 5.1.2.3 | PACE CAM | 30 |
| 5.2 | Protection Profile conformance | 31 |
| 5.3 | Rationale for the additions | 31 |
| 5.4 | Non evaluated features | 31 |
| 6 | SECURITY PROBLEM DEFINITION | 32 |
| 6.1 | Subjects | 32 |
| 6.1.1 | PP EAC with PACE subjects | 32 |
| 6.1.2 | PP PACE Subjects | 34 |
| 6.1.3 | Additional Subjects | 36 |
| 6.2 | Assets | 36 |
| 6.2.1 | User data | 36 |
| 6.2.2 | TSF data | 38 |
| 6.3 | Threats | 40 |
| 6.3.1 | Threats from the PP EAC with PACE | 40 |
| 6.3.2 | Threats from the PP PACE | 41 |
| 6.3.3 | Threats for AA | 45 |
| 6.3.4 | Threats for Note 6 | 45 |
| 6.4 | Organisational Security Policies | 46 |
| 6.4.1 | 46 | |
| 6.4.2 | OSP from PP EAC with PACE | 46 |
| 6.4.3 | OSP from PP PACE | 47 |
| 6.4.4 | OSP for AA | 49 |
| 6.5 | Assumptions | 49 |
| 6.5.1 | Assumptions from PP EAC with PACE | 49 |
| 6.5.2 | Assumptions from PP PACE | 50 |
| 6.5.3 | Assumptions for Active Authentication | 50 |

| | | |
|----------|------------------------------------------------------------------------------|-----------|
| 7 | SECURITY OBJECTIVES | 51 |
| 7.1 | Security Objectives for the TOE | 51 |
| 7.1.1 | SO from PP EAC with PACE..... | 51 |
| 7.1.2 | SO from PP PACE..... | 52 |
| 7.1.3 | SO for AA..... | 54 |
| 7.1.4 | SO for Note 6..... | 54 |
| 7.2 | Security objectives for the Operational Environment | 55 |
| 7.2.1 | OE from PP EAC with PACE..... | 55 |
| 7.2.2 | OE from PP PACE..... | 56 |
| 7.2.3 | OE for AA..... | 58 |
| 8 | EXTENDED REQUIREMENTS | 59 |
| 8.1 | Extended family FAU_SAS - Audit data storage | 59 |
| 8.1.1 | Extended components FAU_SAS.1..... | 59 |
| 8.2 | Extended family FCS_RND - Generation of random numbers | 59 |
| 8.2.1 | Extended component FCS_RND.1..... | 59 |
| 8.3 | Extended family FIA_API – Authentication proof of identity | 59 |
| 8.3.1 | Extended component FIA_API.1 | 59 |
| 8.4 | Extended family FMT_LIM - Limited capabilities and availability | 60 |
| 8.4.1 | Extended component FMT_LIM.1..... | 60 |
| 8.4.2 | Extended component FMT_LIM.2..... | 60 |
| 8.5 | Extended family FPT_EMS - TOE Emanation | 61 |
| 8.5.1 | Extended component FPT_EMS.1..... | 61 |
| 9 | SECURITY REQUIREMENTS | 62 |
| 9.1 | Security Functional Requirements | 62 |
| 9.1.1 | Global SFR | 62 |
| 9.1.2 | Product configuration SFR | 64 |
| 9.1.2.1 | SFR for additional code | 64 |
| 9.1.2.2 | Manufacturing and Personalization | 68 |
| 9.1.3 | Active Authentication SFR..... | 75 |
| 9.1.4 | Chip Authentication SFR..... | 77 |
| 9.1.5 | Terminal Authentication SFR | 83 |
| 9.1.6 | Extended Access Control SFR..... | 85 |

| | | |
|-----------|----------------------------------------------|------------|
| 9.1.7 | PACE SFR | 87 |
| 9.1.8 | PACE CAM SFR..... | 94 |
| 9.2 | Security Assurance Requirements | 96 |
| 10 | TOE SUMMARY SPECIFICATION | 97 |
| 10.1 | TOE Summary Specification | 97 |
| 11 | RATIONALES | 101 |
| 12 | REFERENCES | 102 |
| 13 | ACRONYMS | 105 |
| | INDEX | 106 |

List of Figures

| | |
|----------------------------------------------------|----|
| Figure 1 - ID-One Native eDoc Overview | 13 |
| Figure 2 - Block 1 Overview | 14 |
| Figure 3 - TOE architecture | 18 |
| Figure 4: Smartcard product life-cycle for the TOE | 23 |
| Figure 5 - Advanced Inspection Procedure | 33 |

List of tables

| | |
|--------------------------------------------------------------------------------------|-----|
| Table 1 - General Identification | 10 |
| Table 2 - TOE Technical Identification | 11 |
| Table 4 - Block 1 Applications overview | 14 |
| Table 5 - OT Cryptographic library | 19 |
| Table 6 - Roles identification on the life cycle | 24 |
| Table 7 - Subjects identification following life cycle steps | 24 |
| Table 8 - Conformance Rationale | 28 |
| Table 9 -SFR from the PP 0056 V2 | 29 |
| Table 10 - SFR driven from the PP 0068 v2 (required for the compliance to PP 0056 v2 | 29 |
| Table 11 - Additional SFR | 30 |
| Table 12- Threats and Security Objectives – coverage | 101 |
| Table 13 - OSPs and Security Objectives – Coverage | 101 |
| Table 14 - Assumptions and OE – Coverage | 101 |

1 SECURITY TARGET INTRODUCTION

1.1 Purpose

The objective of this document is to present the Public Security Target of the ID-One ePass Full EAC v2 in EAC with PACE configuration with AA on NXP P60x144 PVA/PVE.

1.2 Objective of the security target

This security target describes the security needs for ID-One ePass Full EAC v2 MRTD product. The product is conforming to PP EAC v2 and PP PACE and adds requirements for prepersonalization and personalization.

This security target aims to satisfy the requirements of Common Criteria level EAL5 augmented as defined in §1.3 in defining the security enforcing functions of the Target Of Evaluation and describing the environment in which it operates.

The objectives of this Security Target are:

- To describe the Target of Evaluation (TOE), its life cycle and to position it in the smart card life cycle.
- To describe the security environment of the TOE including the assets to be protected and the threats to be countered by the TOE and by the operational environment during the platform active phases.
- To describe the security objectives of the TOE and its supporting environment in terms of integrity and confidentiality of sensitive information. It includes protection of the TOE (and its documentation) during the product active phases.
- To specify the security requirements which include the TOE functional requirements, the TOE assurance requirements and the security requirements for the environment.
- To describe the summary of the TOE specification including a description of the security functions and assurance measures that meet the TOE security requirements.
- To present evidence that this ST is a complete and cohesive set of requirements that the TOE provides on an effective set of IT security countermeasures within the security environment, and that the TOE summary specification addresses the requirements.

1.3 Security target identification

| | |
|---------------------|------------------------------------------------------------------------------------------------------------------------------|
| Title: | MINOS – ID-One ePass Full EAC v2 MRTD in EAC with PACE configuration with AA on NXP P60x144 PVA/PVE – Security Target |
| Editor: | Oberthur Technologies |
| CC version: | 3.1 revision 4 |
| EAL: | EAL5 augmented with: - ALC_DVS.2 - AVA_VAN.5 |
| PP(s): | BSI-CC-PP-0056 v2 [R13] BSI-CC-PP-0068 v2 [R14] |
| ST Reference: | FQR 110 7887 Issue 4 |
| ITSEF: | LETI |
| Certification Body: | ANSSI |
| Evaluation scheme: | FR |

Table 1 - General Identification

1.4 TOE technical identification

| | |
|-----------------------------------------------------------|---------------------------------------------------------------------------------------------------------------------------------------------------------------------------------------------------------------------------------------------------|
| Product name: | ID-One ePass Full EAC v2 |
| Commercial name of the TOE: | ID-One ePass Full EAC v2 MRTD in EAC with PACE configuration with AA on P60x144 PVA/PVE |
| IC type | '6A15' (P60D144 VA) '6A20' (P60C144 VA) '6E15' (P60D144 VE) '6E20' (P60C144 VE) |
| Additional code 1 Mandatory generic Identification: | '082458FFF905CCCB2DB3F14012A0245840BEA310081875D3851D6F4DD 1923AE450D8A55D' |
| Additional code 2 Optional DBI Identification: | '082845FF62EF601FB487C51B4D653D85C94DE1BC30A13B71C5C0F4575 16CDAB27FFB696C' |
| Guidance documents | MINOS - ID-One ePass Full EAC v2 MRTD in EAC with PACE configuration - Guidance Document - PREparative procedures FQR 110 7928 Issue 4 MINOS - MRTD full EAC v2 - Guidance Document - OPERational user guidance FQR 110 7565 Issue 3 |

Table 2 - TOE Technical Identification

Nota Bene

- The additional code is encrypted with the LSK key
- An optional additional code (functional) can be loaded. This additional code, relative to the Digitally Blurred Image process (DBI) is part of the product, but not in the scope of the evaluation.

1.5 IC identification

| IC Reference: | NXP P60 chips |
|-------------------------|-----------------------------------------------------------------------------|
| TOE: | NXP P60x144/080PVA/PVA (Y) [R18] EAL 6 augmented by ASE_TSS.2, ALC_FLR.1 |
| Communication protocol: | Contact, Contactless and Dual |
| Memory: | ROM |
| Chip Manufacturer: | NXP Semiconductors |

Table 3 - Chip Identification

2 TOE OVERVIEW

2.1 Product overview

The product **ID-One Native eDoc** is a multi-applicative native software, embeddable in contact and/or contact-less smart card integrated circuits of different form factors. The product can be configured to serve different use cases, during the **Prepersonalization/personalization phases** of the product. For more information on the product, please refer to complete ST.

The product supports the storage and retrieval of structured information compliant to the Logical Data Structure as specified in **[R2]**. It also provides standard authentication protocols, namely Basic Access Control **[R11]**, Supplementary Access Control **[R17]**, Active Authentication **[R38]**, Extended Access Control **([R12] and [R13])**, the Basic Access Protection **[R9]** and Extended Access Protection (compliant to **[R9]**).

It can host four types of applications as mentioned above, namely the IDL, **MRTD**, eID and eSign. Moreover, further configuration may also be done to each type of application to serve use cases other than those behaviourally defined in the referenced normative documents.

This product is embedded on the ICs described in §1.5 IC identification.

The **ID-One Native eDoc** architecture can be viewed as shown in the following picture:

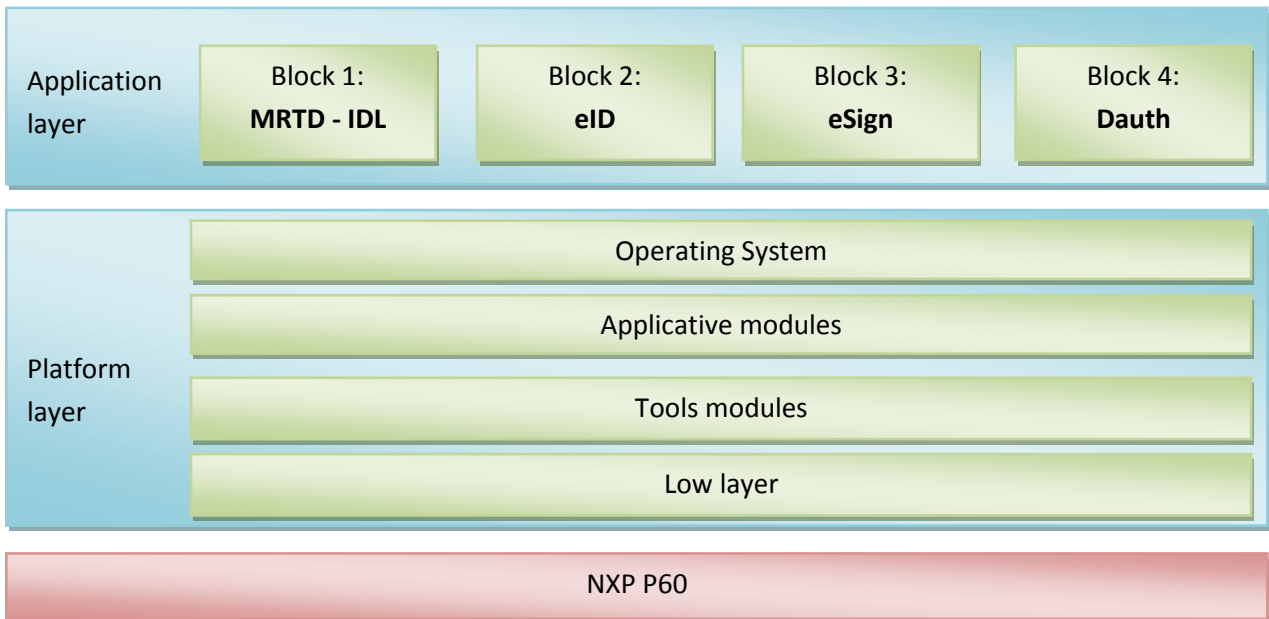


Figure 1 - ID-One Native eDoc Overview

2.2 TOE overview

The TOE described in this security target is the EAC with PACE and AA TOE of the product, a subset of the Block 1 MRTD - IDL.

The block 1 of the ID-One Native eDoc is composed of the following applications:

| Applications | PP | Targeted EAL |
|--------------------------------|-------|------------------------------------------------------------------------------------------|
| MRTD | | |
| BAC with CA and AA | [R11] | EAL4 + ADV_FSP.5 + ADV_INT.2 + ADV_TDS.4 + ALC_DVS.2 + ALC_CMS.5 + ALC_TAT.2 + ATE_DPT.3 |
| EAC with AA | [R12] | EAL5 + ALC_DVS.2 + AVA_VAN.5 |
| EAC with PACE and AA | [R13] | EAL5 + ALC_DVS.2 + AVA_VAN.5 |
| PACE, with CA, PACE_CAM and AA | [R14] | EAL5 + ALC_DVS.2 + AVA_VAN.5 |
| IDL | | |
| BAP | X | EAL4 + ADV_FSP.5 + ADV_INT.2 + ADV_TDS.4 + ALC_DVS.2 + ALC_CMS.5 + ALC_TAT.2 + ATE_DPT.3 |
| EAC and BAP | X | EAL5 + ALC_DVS.2 + AVA_VAN.5 |
| PACE | X | EAL5 + ALC_DVS.2 + AVA_VAN.5 |
| PACE and EAC | X | EAL5 + ALC_DVS.2 + AVA_VAN.5 |

Table 4 - Block 1 Applications overview

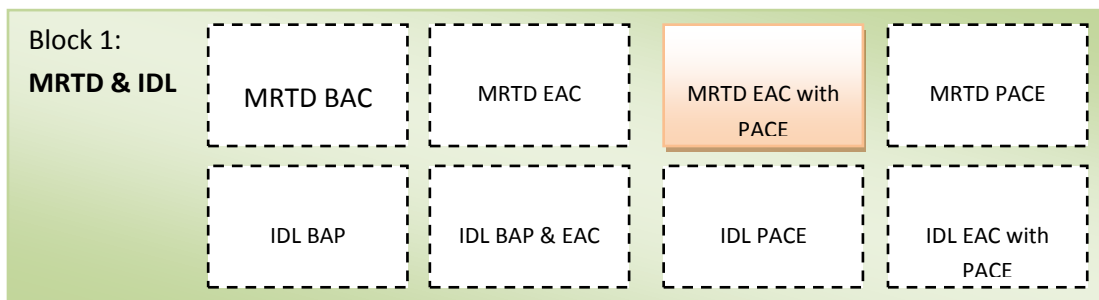


Figure 2 - Block 1 Overview

The EAC with PACE and AA TOE is instantiated during the product prepersonalization, using the operating system that creates the MF / DF required for the EAC configuration.

The TOE life cycle is described in §4 TOE life cycle.

The TOE identification is described in §1.4 TOE technical identification.

Nota bene

The TOE scope encompasses the following features:

- Extended Access Control with Password Authenticated Connection Establishment, Chip Authentication and Terminal Authentication
- Active Authentication
- Prepersonalization phase (in particular with Additional code loading)
- Personalization phase

Nevertheless, the TOE can embed other secure functionalities, but they are not in the scope of this TOE and subject to an evaluation in other TOEs.

2.3 TOE usages

State or organisation issues MRTDs to be used by the holder to prove his/her identity and claiming associated rights. For instance, it can be used to check identity at customs in an MRTD configuration, verifying authenticity of electronic visa stored on the card and correspondence with the holder.

In order to pass successfully the control, the holder presents its personal MRTD to the inspection system to first prove his/her identity. The inspection system is under control of an authorised agent and can be either a desktop device such as those present in airports or a portable device to be used on the field.

The MRTD in context of this security target contains:

- Visual (eye readable) biographical data and portrait of the holder printed in the booklet
- A separate data summary (MRZ or keydoc data) for visual and machine reading using OCR methods in the Machine Readable Zone (MRZ or keydoc area)
- And data elements stored on the TOE's chip for contact-less machine reading.

The authentication of the holder is based on:

- The possession of a valid MRTD personalized for a holder with the claimed identity as given on the biographical data page and
- The Biometric matching performed on the Inspection system using the reference data stored in the MRTD.

When holder has been authenticated the issuing State or Organization can performed extra authentications in order to gain rights required to grant access to some sensitive information such as “visa information”...

The issuing State or Organization ensures the authenticity of the data of genuine MRTDs. The receiving State trusts a genuine MRTD of an issuing State or Organization.

The MRTD can be viewed as the combination:

- **A physical MRTD** in form of paper or plastic with an embedded chip and possibly an antenna. It presents visual readable data including (but not limited to) personal data of the MRTD holder
 - The biographical data on the biographical data page of the passport book
 - The printed data in the Machine-Readable Zone (MRZ) or keydoc area that identifies the device
 - The printed portrait
- **A logical MRTD** as data of the MRTD holder stored according to the Logical Data Structure as specified by ICAO and extended in **[R7], [R8], [R9]** on the contactless integrated circuit. It presents contact or contact-less readable data including (but not limited to) personal data of the MRTD holder
 - The digital Machine Readable Zone Data (digital MRZ data or keydoc data, DG1)
 - The digitized portraits
 - The optional biometric reference data of finger(s) or iris image(s) or both
 - The other data according to LDS (up to DG24)
 - The Document security object

The issuing State or Organization implements security features of the MRTD to maintain the authenticity and integrity of the MRTD and its data. The MRTD as the physical device and the MRTD's chip is uniquely identified by the document number.

The physical MRTD is protected by physical security measures (e.g. watermark on paper, security printing), logical (e.g. authentication keys of the MRTD's chip) and organisational security measures (e.g. control of materials, personalization procedures). These security measures include the binding of the MRTD's chip to the physical support.

The logical MRTD is protected in authenticity and integrity by a digital signature created by the document signer acting for the issuing State or Organization and the security features of the MRTD's chip.

2.4 TOE definition

The Target of Evaluation (TOE) is the contactless integrated circuit chip of machine readable travel documents (MRTD's chip) programmed according to the Logical Data Structure (LDS) and providing the following feature:

- Active Authentication

- EAC
- PACE

The TOE comprises at least:

- Circuitry of the MRTD's chip (the integrated circuit, IC)
- IC Dedicated Software with the parts IC Dedicated Test Software and IC Dedicated Support Software
- IC Embedded Software (operating system)
- MRTD application
- Associated guidance documentation

3 TOE ARCHITECTURE

The TOE is a smartcard, composed of various modules and composed of the following components:

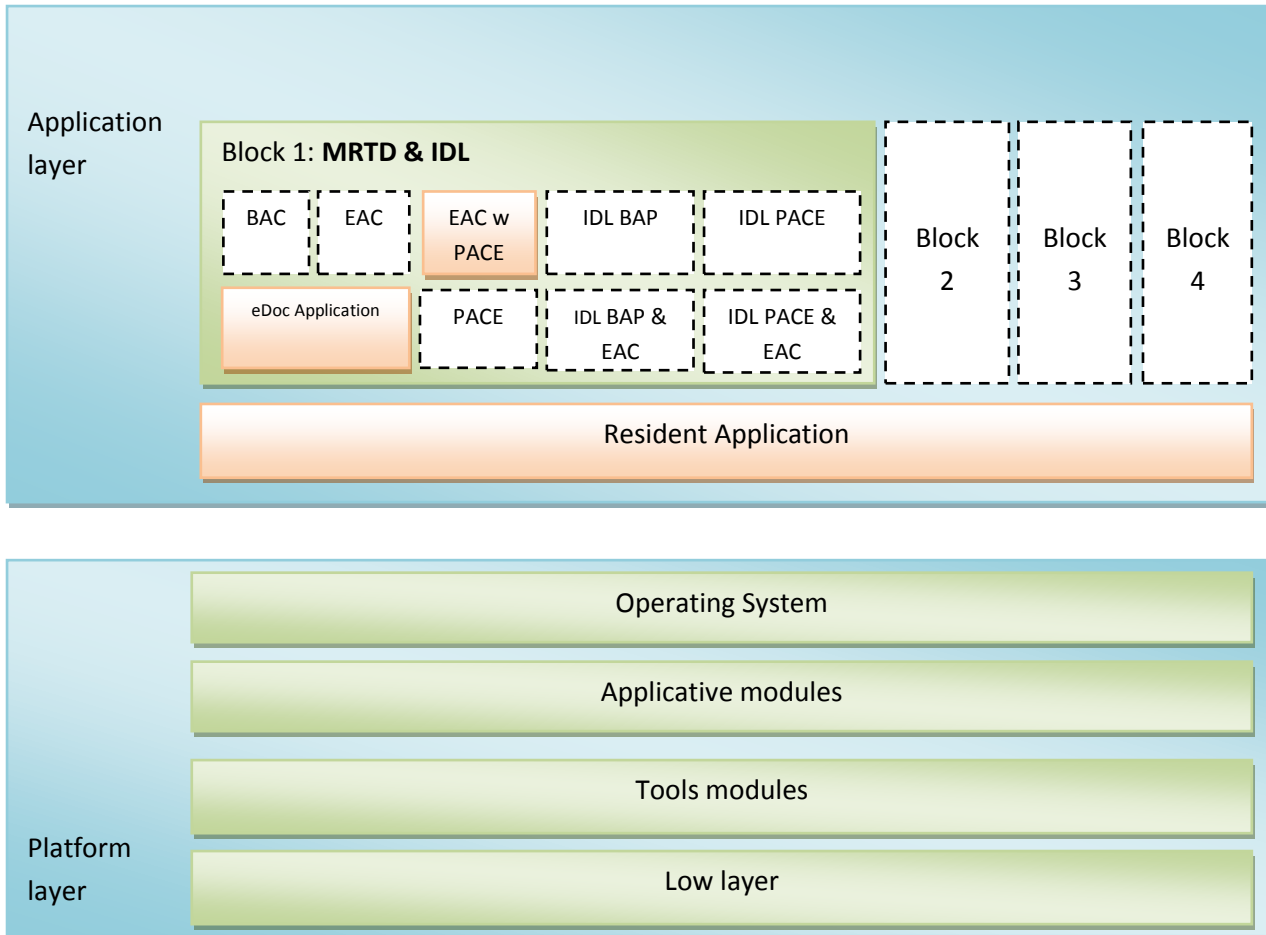


Figure 3 - TOE architecture

3.1 Integrated Circuit - NXP P60

The TOE is embedded on NXP chips, as presented in **Table 3 - Chip Identification**.

More information on the chips are given in the related security targets.

3.2 Low layer

The low layer developed by Oberthur Technologies provides an efficient and easy way to access chip features from the applications. Indeed, it is based on services organized according to a multi-layer design which allows applications to use a high level interface completely independent of the chip.

The main features of the OS are the following:

- EEPROM management including secure data processing,
- Other memories management,
- Transaction management,
- APDU protocol management,
- Low level T=0 ; T=1 and T=CL management,
- Error processing,
- Advanced securities activation.

A dedicated cryptographic library has been developed and designed by Oberthur Technologies to provide the highest security level and best tuned performances. It provides the following algorithms:

| Cryptographic Feature | Embedded |
|----------------------------------------------------------------------------------------------------------------------------------|----------|
| SHA1, SHA-224, SHA-256, SHA-384 and SHA-512 bits | ✓ |
| RSA CRT from 1024, to 4096 bits (by steps of 256 bits): - signature/verification - key pair generation | ✓ |
| RSA SFM from 1024 to 4096 bits (by steps of 256 bits): - signature/verification - key pair generation | ✓ |
| ECC with key sizes from 192 to 521 bits : - signature/verification (ECDSA) - key agreement (ECDH) - key pair generation | ✓ |
| 3DES with 112 bits key size | ✓ |
| AES with 128, 192, 256 key sizes | ✓ |
| Random Generator compliant AIS31 | ✓ |
| Diffie Hellman from 1024 to 2048 : - key agreement - key generation | ✓ |
| Integrated mapping over prime field and Elliptic curves | ✓ |

Table 5 - OT Cryptographic library

More information is available in complete ST.

3.3 Tools modules

The tools modules provide MRTD full EAC v2 product:

- File system compliant with ISO/IEC 7816-4 and ISO/IEC 7816-9. It is also compliant with ICAO recommendations **[R2]**.
- ISO Secure Messaging as specified in **[R19]** and as described in annex E of **[R40]**.
- PIN and BIO access rights management as presented in § 2.5 of **[R39]** and B.6 of **[R40]**
- Asymmetric Keys Management as storage, signature, verification, DH and generation.
- Symmetric Key management
- Access Control for 'Change MSK' and 'PUT KEY' APDU
- Authentication and secure messaging to be used during Prepersonalization and Personalization phases, based on Global Platform standard

More information is available in complete ST.

3.4 Applicative modules

The applicative modules provide MRTD full EAC v2 product:

- Chip Authentication version 1 as described in **[R38]** and version 2 as described in **[R39]**, an ephemeral-static Diffie-Hellman key agreement protocol that provides secure communication and unilateral authentication of the MRTD chip.
- Terminal Authentication version 1 as described in **[R38]** and version 2 as described in **[R39]**, a two move challenge-response protocol that provides explicit unilateral authentication of the terminal.
- PACE Protocol as specified in **[R17]**, a password authenticated Diffie-Hellman key agreement protocol that provides secure communication and explicit password-based authentication of the MRTD chip and the terminal.
- Access Conditions Engine that checks the AC rules attached to an object (file, key, data object) with a current context (CHA, Role ID...). For applications already defined by normative documents such as eMRTD, iDL, eID and eSign, the application embeds ROMed access condition rules.
- Another applicative module is the Digital Blurred Image (DBI) module. It allows the blurring of a JPG or JPEG2000 file stored in a transparent file. This feature is the implementation of patents owned by Oberthur Technologies. This module is part of the TOE and outside the scope of this present certification.

More information is available in complete ST.

3.5 Operating System

This application manages the TOE in pre-personalization and personalization phases in order to configure the TOE in the expected way. It implements and control access to Key management (MSK, LSK), File management including data reading and writing or additional code loading. It can be addressed in clear mode for secure environment or non-sensitive commands, using SCP02 or SCP03.

More information is available in complete ST.

3.6 Application layer

Two kinds of dispatcher are available on the top of the product: the resident application that is used for Personalization Phase and for administration during Use Phase and the eDoc application that is used during the Use Phase of MRTD Applications.

The application layer also manages protocols available during Use phase such as Basic Access Control Extended Access Control, Password Authenticated Connection Establishment or Active Authentication.

The protocol for Basic Access Control is specified by ICAO **[R2]**. Basic Access Control checks that the terminal has physical access to the MRTD's data page. This is enforced by requiring the terminal to derive an authentication key from the optically read MRZ of the MRTD. The protocol for Basic Access Control is based on ISO/IEC 11770-2 **[R35]** key establishment mechanism 6. This protocol is also used to generate session keys that are used to protect the confidentiality (and integrity) of the transmitted data.

The inspection system:

- Reads the printed data in the MRZ (for MRTD),
- Authenticates itself as inspection system by means of keys derived from MRZ data.

After successful 3DES based authentication, the TOE provides read access to data requiring BAC rights by means of a private communication (secure messaging) with the inspection system.

The protocol for Basic Access Control is specified by ICAO. Basic Access Control checks that the terminal has physical access to the MRTD's data page. This is enforced by requiring the terminal to derive an authentication key from the optically read MRZ of the MRTD. The protocol for Basic Access Control is based on ISO/IEC 11770-2 **[R35]** key establishment mechanism 6. This protocol is also used to generate session keys that are used to protect the confidentiality (and integrity) of the transmitted data.

The Extended Access Control (EAC) enhances the latest security features and ensures a strong and mutual authentication of the TOE and the Inspection system. This step is required to access biometric data such as fingerprints and iris stored in DG3 and DG4. In particular, the authentication steps ensures a strong secure channel able to provide confidentiality of the biometric data that are read and authentication of the Inspection system retrieving the data to perform a Match on Terminal comparison. The Extended Access Control authentication steps may be performed either with elliptic curve cryptography, or with RSA cryptography.

This application uses the Chip Authentication and then after the Terminal Authentication.

The Password Authenticated Connection Establishment (PACE) is a security feature that is supported by the TOE.

The Inspection System:

- Reads the printed data in the MRZ (for eMRTD) or the CAN (the holder may as well enter it itself).
- Authenticates itself as Inspection System by means of keys derived from MRZ or CAN data. After successful 3DES based authentication, the TOE provides read access to data requiring PACE rights by means of a private communication (secure messaging) with the Inspection System.

The Active Authentication of the TOE is an optional feature that may be implemented. It ensures that the TOE has not been “cloned”, by means of a challenge-response protocol between the Inspection System and the TOE. For this purpose the chip contains its own Active Authentication RSA or ECC Key pair. A hash representation of Data Group 15 and optionally 14 (DG14/DG15) containing the Verification Public Key and attributes (algorithm...) is stored in the Document Security Object (SOD) and therefore authenticated by the issuer’s digital signature. The corresponding Private Key is stored in the TOE’s secure memory.

The TOE supports the loading and generation of the Active Authentication RSA or ECC Key pair.

More information is available in complete ST.

4 TOE LIFE CYCLE

4.1 Life cycle overview

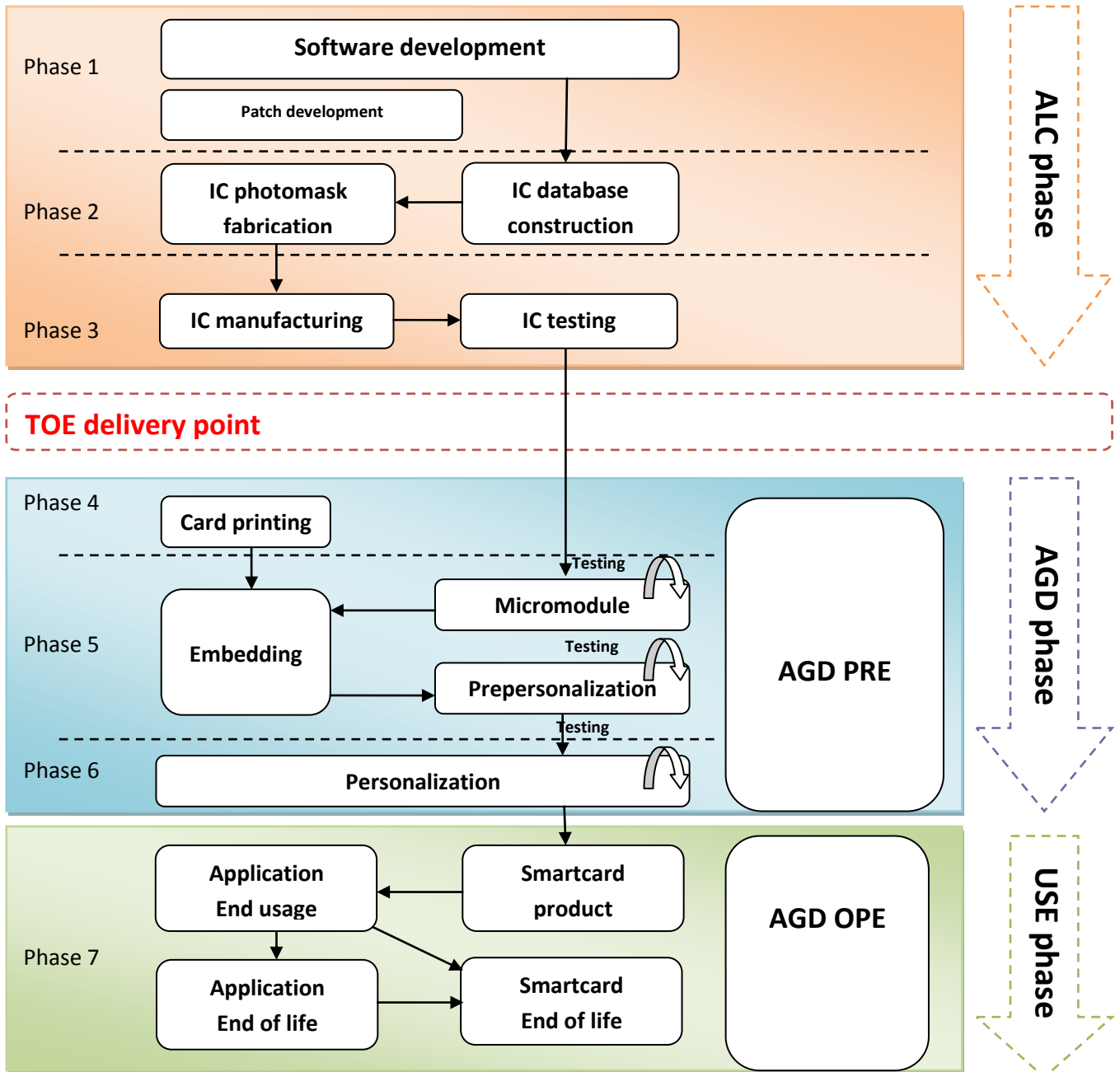


Figure 4: Smartcard product life-cycle for the TOE

The TOE life-cycle is described in terms of four life-cycle phases. (With respect to the [R10], the TOE life-cycle is additionally subdivided into 7 steps.)

Additional codes are identified in §1.5.

The table below presents the TOE role:

| Roles | Subject |
|-----------------------|--------------------------------------------------------------|
| IC developer | NXP Semiconductors |
| IC manufacturer | NXP Semiconductors |
| TOE developer | Oberthur Technologies |
| Manufacturer | NXP Semiconductors Oberthur Technologies or another agent |
| Prepersonalizer | Oberthur Technologies or another agent |
| Personalization Agent | Oberthur Technologies or another agent |

Table 6 - Roles identification on the life cycle

The table below presents the subjects following TOE life cycle steps in accordance with the standard smart card life cycle [R10], the Protection Profile lifecycle in phases, the TOE delivery point and the coverage:

| Steps | Phase | Subject | Covered by | Sites |
|---------------------------|-----------------|---------------------------------------|------------------|---------------------|
| Step 1 | Development | Oberthur Technologies | ALC R&D sites | Pessac and Colombes |
| Step 2 | Development | NXP Semiconductors | IC certification | IC certification |
| Step 3 | Manufacturing | NXP Semiconductors | IC certification | IC certification |
| TOE delivery point | | | | |
| Step 4 | Manufacturing | MRD Manufacturer (Prepersonalizer) | AGD_PRE | |
| Step 5 | Manufacturing | MRD Manufacturer (Prepersonalizer) | AGD_PRE | |
| Step 6 | Personalization | Personalization Agent | AGD_PRE | |
| Step 7 | Operational Use | End user | AGD_OPE | |

Table 7 - Subjects identification following life cycle steps

4.2 Phase 1 “Development”

(Step1) The TOE is developed in phase 1. The IC developer develops the integrated circuit, the IC Dedicated Software and the guidance documentation associated with these TOE components.

(Step2) The TOE developer uses the guidance documentation for the integrated circuit and the guidance documentation for relevant parts of the IC Dedicated Software and develops the IC Embedded Software (operating system), the MRTD application and the guidance documentation associated with these TOE components.

The manufacturing documentation of the IC including the IC Dedicated Software and the Embedded Software in the non-volatile non-programmable memories is securely delivered to the IC manufacturer. The IC Embedded Software in the non-volatile programmable memories, the eMRTD application and the guidance documentation is securely delivered to the Manufacturer.

4.3 Phase 2 “Manufacturing”

(Step3) In a first step the TOE integrated circuit is produced containing the travel document’s chip Dedicated Software and the parts of the travel document’s chip Embedded Software in the non-volatile non-programmable memories (ROM). The IC manufacturer writes the IC Identification Data onto the chip to control the IC as travel document material during the IC manufacturing and the *delivery process to the Manufacturer. The IC is securely delivered from the IC manufacture to the Manufacturer.* If necessary the IC manufacturer adds the parts of the IC Embedded Software in the non-volatile programmable memories (for instance EEPROM). The IC manufacturer add initialization data in EEPROM and keys (MSK, LSK).

TOE delivery point

(Step4) The Manufacturer combines the IC with hardware for the contact based / contactless interface in the travel document unless the travel document consists of the card only.

(Step5) The Manufacturer (i) adds the IC Embedded Software or part of it and the additional source code in the non-volatile programmable memories if necessary, (ii) creates the eMRTD application, and (iii) equips travel document’s chips with pre-personalization Data.

The pre-personalised travel document together with the IC Identifier is securely delivered from the Manufacturer to the Personalization Agent. The Manufacturer also provides the relevant parts of the guidance documentation to the Personalization Agent.

Additional code loading is performed in Prepersonalization phase. It is compliant to ANSSI Note 6 [R44].

The additional code loading process is performed by the Prepersonalizer in the following steps, via the Command LOAD SECURE:

- Additional code generation
- MSK authentication
- LSK derivation
- Memory area definition
- Loading of the additional code
- Secure activation of the additional code

The additional code loading is performed before the creation of the MF file during Prepersonalization.

Identification of the additional code loading is given in Table 2 - TOE Technical Identification.

Additional code generation

The additional code is generated by Oberthur Technologies: developed, compiled, ciphered and signed. After generation, it is sent to the MRTD manufacturer so that it can load it in the (initial) TOE.

Loading of the additional code

The additional code is loaded in the (initial) TOE by the Prepersonalizer that shall authenticate itself to the TOE beforehand. Upon reception, the (initial) TOE checks it has been generated by Oberthur Technologies (by verifying the signature) before activating it.

Identification of the TOE

After successful loading and activation of the additional code, the TOE updates its identification data to reflect the presence of the additional code.

4.4 Phase 3 “Personalization of the travel document”

(Step6) The personalization of the travel document includes (i) the survey of the travel document holder’s biographical data, (ii) the enrolment of the travel document holder biometric reference data

(i.e. the digitized portraits and the optional biometric reference data), (iii) the personalization of the visual readable data onto the physical part of the travel document, (iv) the writing of the TOE User Data and TSF Data into the logical travel document and (v) configuration of the TSF if necessary. The step (iv) is performed by the Personalization Agent and includes but is not limited to the creation of (i) the digital MRZ data (EF.DG1), (ii) the digitized portrait (EF.DG2), and (iii) the Document security object. The signing of the Document security object by the Document signer finalizes the personalization of the genuine travel document for the travel document holder. The personalised travel document (together with appropriate guidance for TOE use if necessary) is handed over to the travel document holder for operational use.

4.5 Phase 4 “Operational Use”

(Step7) The TOE is used as a travel document's chip by the traveller and the inspection systems in the “Operational Use” phase. The user data can be read according to the security policy of the issuing State or Organisation and can be used according to the security policy of the issuing State but they can never be modified.

Note that the personalization process and its environment may depend on specific security needs of an issuing State or Organisation. All production, generation and installation procedures after TOE delivery up to the “Operational Use” (phase 4) have to be considered in the product evaluation process under AGD assurance class. Therefore, the Security Target has to outline the split up of P.Manufact, P.Personalization and the related security objectives into aspects relevant before vs. after TOE delivery. Some production steps, e.g. Step 4 in Phase 2 may also take place in the Phase 3.

5 CONFORMANCE CLAIMS

5.1 Common Criteria conformance

This Security Target (ST) claims conformance to the Common Criteria version 3.1 revision 4 [R41], [R42] and [R43].

The conformance to the CC is claimed as follows:

| CC | Conformance rationale |
|--------|----------------------------------------------------------------------------------------------------------------------------------------------------------------------------------------------------------------------------------------------------------------------------------------------------------------------------------------------------------------------------|
| Part 1 | Strict conformance |
| Part 2 | Conformance to the extended ¹ part: <ul style="list-style-type: none"> - FAU_SAS.1 "Audit Storage" - FCS_RND.1 "Quality metric for random numbers" - FMT_LIM.1 "Limited capabilities" - FMT_LIM.2 "Limited availability" - FPT_EMS.1 "TOE Emanation" - FIA_API.1 "Authentication Proof of Identity" |
| Part 3 | Strict conformance to Part 3. The product claims conformance to EAL 5, augmented with: <ul style="list-style-type: none"> - ALC_DVS.2 "Sufficiency of security measures" - AVA_VAN.5 "Advanced methodical vulnerability analysis" |

Table 8 - Conformance Rationale

5.1.1 Overview of the SFR defined in this ST

SFR are presented in § 9.1 Security Functional Requirements:

- SFR (/global) that are global to the product (shared between the various TOE)
- SFR (/MP_Add_code) that are dedicated for the patch loading
- SFR (/MP) that are dedicated for the Manufacturing and Personalization phases
- SFR (/AA) that are dedicated for Active Authentication
- SFR (/BAC) that are dedicated for Basic Access Control
- SFR (/CA) that are dedicated for Chip Authentication
- SFR (/TA) that are dedicated for Terminal Authentication
- SFR (/EAC) that are dedicated for Extended Access Control

¹ The rationale for SFR addition is described in the relative PP and in this Security Target

- SFR (/PACE) that are dedicated for Password Authenticated Connection Establishment
- SFR (/PACE_CAM) that are dedicated for Password Authenticated Connection Establishment with Chip Authentication Mapping

The following table presents all the SFR defined in the ST with the generic notation.

| SFR from the PP |
|-------------------------------------------------------------------------------------------------------------------------------------------------------------------------------------------------------------------------------------------------------------------------------------------------------------------------------------------------------------------|
| FCS_CKM.1/CA;FCS_COP.1/SHA; FCS_COP.1/CA_ENC; FCS_COP.1/SIG_VER; FCS_COP.1/CA_MAC; FIA_UID.1/PACE; FIA_UAU.1/PACE; FIA_UAU.4/PACE; FIA_UAU.5/PACE; FIA_UAU.6/EAC; FIA_API.1; FDP_ACC.1/TRM; FDP_ACF.1/TRM; FMT_SMR.1/PACE; FMT_LIM.1; FMT_LIM.2; FMT_MTD.1/CVCA_INI; FMT_MTD.1/CVCA_UPD; FMT_MTD.1/DATE; FMT_MTD.1/CAPK; FMT_MTD.1/KEY_READ; FMT_MTD.3; FPT_EMS.1 |

Table 9 -SFR from the PP 0056 V2

| SFR from the PP |
|----------------------------------------------------------------------------------------------------------------------------------------------------------------------------------------------------------------------------------------------------------------------------------------|
| FAU_SAS.1; FCS_CKM.1/DH_PACE ; FCS_CKM.4; FCS_COP.1/PACE_ENC ; FCS_COP.1/PACE_MAC; FCS_RND.1; FIA_AFL.1/PACE; FIA_UAU.6/PACE; FDP_RIP.1 ; FDP_UCT.1/TRM; FDP_UIT.1/TRM; FMT_SMF.1; FMT_MTD.1/INI_ENA; FMT_MTD.1/INI_DIS; FMT_MTD.1/PA; FPT_TST.1; FPT_FLS.1; FPT_PHP.3; FTP_ITC.1/PACE |

Table 10 - SFR driven from the PP 0068 v2 (required for the compliance to PP 0056 v2

| Section | Additional SFR |
|-----------------------|------------------------------------------------------------------------------------------------------------------------------------------------------------------------------------------------------------------------------------------------------------------|
| MP | FCS_CKM.1/MP ; FCS_COP.1/MP ; FDP_ACC.2/MP ; FDP_ACF.1/MP ; FDP_ITC.1/MP ; FDP_UCT.1/MP ; FDP_UIT.1/MP ; FIA_AFL.1/MP ; FIA_UAU.1/MP ; FIA_UID.1/MP ; FIA_UAU.4/MP ; FIA_UAU.5/MP ; FMT_MTD.1/MP ; FTP_ITC.1/MP ; FMT_MTD.1/MP_KEY_READ ; FMT_MTD.1/MP_KEY_WRITE |
| MP Add code | FAU_STG.2/MP_Add_code ; FTP_ITC.1/MP_Add_code ; FCS_CKM.1/MP_Add_code ; FCS_COP.1/MP_Add_code ; FDP_UIT.1/MP_Add_code ; FMT_MTD.1/MP_Add_code ; FMT_MTD.1/MP_KEY_READ_Add_code ; FMT_SMR.1/MP_Add_code |
| Active Authentication | FCS_COP.1/AA ; FDP_DAU.1/AA ; FDP_ITC.1/AA ; FMT_MTD.1/AA_KEY_READ ; FMT_MOF.1/AA ; FMT_MTD.1/AA_KEY_WRITE |
| PACE CAM | FIA_UAU.1/PACE_CAM ; FIA_UAU.4/PACE_CAM ; FIA_UAU.5/PACE_CAM ; FIA_UAU.6/PACE_CAM ; FIA_UID.1/PACE_CAM ; FMT_MTD.1/CA_KEY_WRITE |
| Section | Additional SFR |
| MP | FCS_CKM.1/MP ; FCS_COP.1/MP ; FDP_ACC.2/MP ; FDP_ACF.1/MP ; FDP_ITC.1/MP ; FDP_UCT.1/MP ; FDP_UIT.1/MP ; FIA_AFL.1/MP ; FIA_UAU.1/MP ; FIA_UID.1/MP ; FIA_UAU.4/MP ; FIA_UAU.5/MP ; FMT_MTD.1/MP ; FTP_ITC.1/MP ; FMT_MTD.1/MP_KEY_READ ; FMT_MTD.1/MP_KEY_WRITE |
| MP Add code | FAU_STG.2/MP_Add_code ; FTP_ITC.1/MP_Add_code ; FCS_CKM.1/MP_Add_code ; FCS_COP.1/MP_Add_code ; FDP_UIT.1/MP_Add_code ; FMT_MTD.1/MP_Add_code ; FMT_MTD.1/MP_KEY_READ_Add_code ; FMT_SMR.1/MP_Add_code |
| Active Authentication | FCS_COP.1/AA ; FDP_DAU.1/AA ; FDP_ITC.1/AA ; FMT_MTD.1/AA_KEY_READ ; FMT_MOF.1/AA ; FMT_MTD.1/AA_KEY_WRITE |

| Section | Additional SFR |
|----------|-------------------------------------------------------------------------------------------------------------------------------|
| PACE CAM | FIA_UAU.1/PACE_CAM; FIA_UAU.4/PACE_CAM; FIA_UAU.5/PACE_CAM; FIA_UAU.6/PACE_CAM; FIA_UID.1/PACE_CAM; FMT_MTD.1/CA_KEY_WRITE |

Table 11 - Additional SFR

5.1.2 Overview of the additional protocols

5.1.2.1 Active Authentication

The additional functionality of Active Authentication (AA) is based on the ICAO PKI V1.1 and the related on-card generation of RSA and ECC keys.

It implies the following addition to the standard PP:

- Additional Threats: **§ 6.3.3 Threats for AA**
- Additional Objective: **§ 7.1.3 SO for AA**
- Additional OE: **§ 7.2.3 OE for AA**

5.1.2.2 Prepersonalization phase

The prepersonalization phase has been reinforced in this Security Target, with the following elements.

This functionality is usable in phase 5 and phase 6. Once the product is locked, stated as personalized, it is no more possible to perform this operation. The following addition has been performed:

- Additional Threats: **§ 6.3.4 Threats for Note 6**
- Additional Objective: **§ 7.1.4 SO for Note 6**

The TOE is compliant to the last version (draft) of ANSSI Note 6 [R44].

5.1.2.3 PACE CAM

The additional functionality of Password Authenticated Connection Establishment with Chip Authentication Mapping (PACE CAM) has been added to the TOE.

It possesses the same security requirements than the PACE functionality, that means that the same SPD applies to the PACE CAM.

Additional SFR has been defined for defining the PACE CAM security functional requirements.

5.2 Protection Profile conformance

This security target claims a strict conformance to the following protection profiles:

- BSI-CC-PP-0056-V2-2012: “Machine Readable Travel Document with “ICAO Application”, Extended Access Control with PACE (EAC PP)”
- BSI-CC-PP-0068-V2-2011: “Machine Readable Travel Document using Standard Inspection Procedure with PACE”

5.3 Rationale for the additions

The rationales are available in the complete ST.

5.4 Non evaluated features

Some features may be part of the TOE but are not evaluated as they are not relevant for the TSFs:

- Standard and biometric PIN management
- DBI

The TOE may also contain other applications such as eID, eSign,The current evaluation covers any combination of application.

6 SECURITY PROBLEM DEFINITION

6.1 Subjects

6.1.1 PP EAC with PACE subjects

Country Verifying Certification Authority (CVCA)

The Country Verifying Certification Authority (CVCA) enforces the privacy policy of the issuing State or Organization with respect to the protection of sensitive biometric reference data stored in the MRTD. The CVCA represents the country specific root of the PKI of Inspection Systems and creates the Document Verifier Certificates within this PKI. The updates of the public key of the CVCA are distributed in the form of Country Verifying CA Link-Certificates.

Document Verifier

The Document Verifier (DV) enforces the privacy policy of the receiving State with respect to the protection of sensitive biometric reference data to be handled by the Extended Inspection Systems. The Document Verifier manages the authorization of the Extended Inspection Systems for the sensitive data of the MRTD in the limits provided by the issuing States or Organizations in the form of the Document Verifier Certificates.

Terminal

A terminal is any technical system communicating with the TOE either through the contact interface or through the contactless interface.

Inspection System (IS)

A technical system used by the border control officer of the receiving State (i) examining an MRTD presented by the traveler and verifying its authenticity and (ii) verifying the traveler as MRTD holder. The **Extended Inspection System (EIS)** performs the Advanced Inspection Procedure and therefore (i) contains a terminal for the communication with the travel document's chip, (ii) implements the terminals part of PACE and/or BAC; (iii) gets the authorization to read the logical travel document either under PACE or BAC by optical reading the travel document providing this information. (iv) implements the Terminal Authentication and Chip Authentication Protocols both according to [5] and (v) is authorized by the issuing State or Organisation through the Document Verifier of the receiving State to read the sensitive biometric reference data. Security attributes of the EIS are defined by means of the Inspection System Certificates. BAC may only be used if supported by the TOE. If both PACE and BAC are supported by the TOE and the BIS, PACE must be used.

Application note:

For definition of **Basic Inspection System** (BIS) resp. Basic Inspection System with PACE (BIS-PACE) see PACE PP [7].

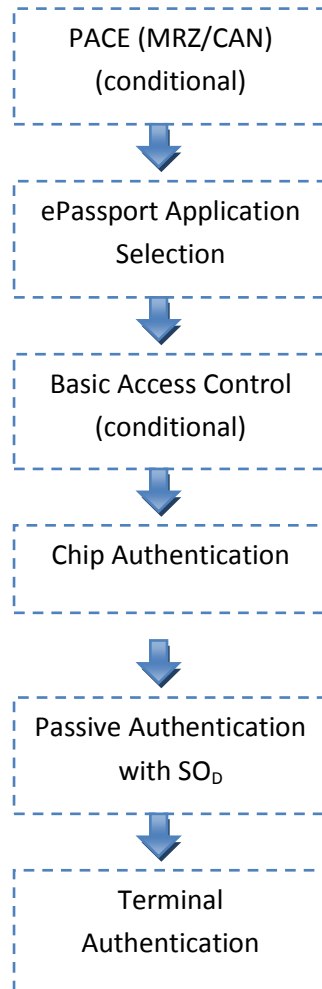


Figure 5 - Advanced Inspection Procedure

Attacker

Additionally to the definition from PACE PP [7], chap 3.1 the definition of an attacker is refined as followed: A threat agent trying (i) to manipulate the logical travel document without authorization, (ii) to read sensitive biometric reference data (i.e. EF.DG3, EF.DG4), (iii) to forge a genuine travel document, or (iv) to trace a travel document.

Application Note:

An impostor is attacking the inspection system as TOE IT environment independent on using a genuine, counterfeit or forged travel document. Therefore the impostor may use results of successful attacks against the TOE but the attack itself is not relevant for the TOE.

6.1.2 PP PACE Subjects

Travel document holder (MRTD holder)

A person for whom the travel document Issuer has personalised the travel document. This entity is commensurate with 'MRTD Holder' in [R11]. Please note that a travel document holder can also be an attacker.

Travel document presenter (Traveler)

A person presenting the travel document to a terminal and claiming the identity of the travel document holder. This external entity is commensurate with 'Traveller' in [R11]. Please note that a travel document presenter can also be an attacker (s. below).

Terminal

A terminal is any technical system communicating with the TOE through the contactless/contact interface. The role 'Terminal' is the default role for any terminal being recognised by the TOE as not being PACE authenticated ('Terminal' is used by the travel document presenter). This entity is commensurate with 'Terminal' in [R11].

Basic Inspection System with PACE (BIS-PACE)

A technical system being used by an inspecting authority and verifying the travel document presenter as the travel document holder (for ePassport: by comparing the real biometric data (face) of the travel document presenter with the stored biometric data (DG2) of the travel document holder). BIS-PACE implements the terminal's part of the PACE protocol and authenticates itself to the travel document using a shared password (PACE password) and supports Passive Authentication.

Document Signer (DS)

An organisation enforcing the policy of the CSCA and signing the Document Security Object stored on the travel document for passive authentication. A Document Signer is authorised by the national CSCA

issuing the Document Signer Certificate (CDS), see [R2]. This role is usually delegated to a Personalisation Agent.

Country Signing Certification Authority (CSCA)

An organisation enforcing the policy of the travel document Issuer with respect to confirming correctness of user and TSF data stored in the travel document. The CSCA represents the country specific root of the PKI for the travel document and creates the Document Signer Certificates within this PKI.

The CSCA also issues the self-signed CSCA Certificate (C_{CSCA}) having to be distributed by strictly secure diplomatic means, see [R2].

Personalisation Agent

An organisation acting on behalf of the travel document Issuer to personalise the travel document for the travel document holder by some or all of the following activities:

- (i) Establishing the identity of the travel document holder for the biographic data in the travel document
- (ii) Enrolling the biometric reference data of the travel document holder
- (iii) Writing a subset of these data on the physical travel document (optical personalisation) and storing them in the travel document (electronic personalisation) for the travel document holder as defined in [R2]
- (iv) Writing the document details data
- (v) Writing the initial TSF data
- (vi) Signing the Document Security Object defined in [R2] (in the role of DS).

Please note that the role 'Personalisation Agent' may be distributed among several institutions according to the operational policy of the travel document Issuer.

This entity is commensurate with 'Personalisation agent' in [R11].

Application Note

Personalization Agent is referred as the Personalizer in the Security Target

Manufacturer

Generic term for the IC Manufacturer producing integrated circuit and the travel document Manufacturer completing the IC to the travel document. The Manufacturer is the default user of the TOE during the manufacturing life cycle phase. The TOE itself does not distinguish between the IC Manufacturer and travel document Manufacturer using this role Manufacturer.

This entity is commensurate with 'Manufacturer' in [R11].

Attacker

A threat agent (a person or a process acting on his behalf) trying to undermine the security policy defined by the current PP, especially to change properties of the assets having to be maintained. The attacker is assumed to possess an at most high attack potential.

Please note that the attacker might 'capture' any subject role recognised by the TOE.

This external entity is commensurate with ‘Attacker’ in [R11].

6.1.3 Additional Subjects

IC Developer

Developer of the IC.

TOE Developer

Developer of part of the TOE source code.

Prepersonalizer

Agent in charge of the Prepersonalization. This agent corresponds to the MRTD manufacturer as described in [R11].

6.2 Assets

6.2.1 User data

The assets to be protected by the TOE include the User Data on the travel document’s chip, user data transferred between the TOE and the terminal, and travel document tracing data from the claimed PACE PP [R14], chap 3.1.

Logical travel document sensitive User Data

Sensitive biometric reference data (EF.DG3, EF.DG4)

Authenticity of the travel document’s chip

The authenticity of the travel document’s chip personalised by the issuing State or Organisation for the travel document holder is used by the traveller to prove his possession of a genuine travel document.

Due to strict conformance to PACE PP, this ST also includes all assets listed in [R14], chap 3.1, namely the primary assets user data stored on the TOE (object 1), user data transferred between the TOE and the terminal connected (object 2), travel document tracing data (object 3), and the secondary assets accessibility to the TOE functions and data only for authorised subjects (object 4) Genuineness of the TOE (object 5), TOE intrinsic secret cryptographic keys (object 6), TOE intrinsic non secret cryptographic material (object 7), and travel document communication establishment authorisation data (object 8).

They are refined here below for the present TOE.

User data stored on the TOE

All data (being not authentication data) stored in the context of the eMRTD application of the travel document as defined in [R2] and being allowed to be read out solely by an authenticated terminal acting as Basic Inspection System with PACE (in the sense of [R2]), i.e. for the current TOE:

| User Data | Description |
|-------------------------------------------------------------------|---------------------------------------------------------------------------------------------------------|
| CPLC Data | Data uniquely identifying the chip. They are considered as user data as they enable to track the holder |
| Sensitive biometric reference data (EF.DG3, EF.DG4) | Contain the fingerprint and the iris picture |
| Chip Authentication Public Key and attributes in EF.DG14 | Contain public data enabling to authenticate the chip thanks to a chip authentication |
| Active Authentication Public Key and attributes in EF.DG15 | Contain public data enabling to authenticate the chip thanks to an active authentication |

Table 1: User data stored on the TOE

Property to be maintained by the current security policy: Confidentiality, Integrity and Authenticity.

Though not each data element stored on the TOE represents a secret, the specification [4] anyway requires securing their confidentiality: only terminals authenticated according to [4] can get access to the user data stored. They have to be operated according to P.Terminal.

User data transferred between the TOE and the terminal connected

All data (being not authentication data) being transferred in the context of the eMRTD application of the travel document as defined in [R11] between the TOE and an authenticated terminal acting as Basic Inspection System with PACE (in the sense of [R2]).

User data can be received and sent (exchange <--> [receive, send]).

Property to be maintained by the current security policy: Confidentiality, Integrity and Authenticity.

Though not each data element being transferred represents a secret, the specification [4] anyway requires securing their confidentiality: the secure messaging in encrypt-then-authenticate mode is required for all messages according to [4].

Travel document tracing data

Technical information about the current and previous locations of the travel document gathered unnoticeable by the travel document holder recognising the TOE not knowing any PACE password. TOE tracing data can be provided / gathered.

Property to be maintained by the current security policy: Unavailability

Unavailability represents a prerequisite for anonymity of the travel document holder

6.2.2 TSF data

Accessibility to the TOE functions and data only for authorised subjects

Property of the TOE to restrict access to TSF and TSF-data stored in the TOE to authorised subjects only.

| TSF data | Description |
|-------------------------------------------------------------------|-----------------------------------------------------------------------------------------------------------------------------------|
| Personalisation Agent reference authentication Data | Private key enabling to authenticate the Personalisation agent (same as PACE ST) |
| Password Authenticated Connection Establishment (PACE) Key | Master keys used to established a trusted channel between the Basic Inspection Terminal and the travel document (same as PACE ST) |
| Session keys for the secure channel | Session keys used to protect the communication in confidentiality and in integrity |

Table 2: Accessibility to the TOE functions and data only for authorised subjects

Property to be maintained by the current security policy: Availability.

Genuineness of the TOE

Property of the TOE is to be authentic in order to provide claimed security functionality in a proper way. The authenticity of the MRTD's chip personalised by the issuing State or Organization for the MRTD holder is used by the traveller to prove his possession of a genuine MRTD. This asset also covers "Authenticity of the MRTD's chip" in [R11].

| TSF data | Description |
|------------------------------------------|---------------------------------------------------------------|
| TOE_ID | Data enabling to identify the TOE |
| Chip Authentication private Key | Private key the chip uses to perform a chip authentication |
| Active Authentication private key | Private key the chip uses to perform an active authentication |
| Current Date | Current date of the travel document |

Table 3: Genuineness of the TOE

Property to be maintained by the current security policy: Availability.

TOE internal secret cryptographic keys

Permanently or temporarily stored secret cryptographic material used by the TOE in order to enforce its security functionality.

| TSF data | Description |
|-------------------------------------------------------------------|-----------------------------------------------------------------------------------------------------------------|
| Personalisation Agent reference authentication Data | Private key enabling to authenticate the Personalisation agent |
| Password Authenticated Connection Establishment (PACE) Key | Master keys used to established a trusted channel between the Basic Inspection Terminal and the travel document |
| Chip Authentication private Key | Private key the chip uses to perform a chip authentication |
| Active Authentication private key | Private key the chip uses to perform an active authentication |
| Session keys for the secure channel | Session keys used to protect the communication in confidentiality and in integrity |
| MSK | Manufacturer Secret Key used to perform the authentication of the personal agent in pre-personalisation phase |
| LSK | Loading Secure Key used to load Optional Code in pre-personalisation phase |

Table 4: TOE internal secret cryptographic keys

Property to be maintained by the current security policy: Confidentiality, Integrity.

TOE internal non-secret cryptographic material

Permanently or temporarily stored non-secret cryptographic (public) keys and other non-secret material (Document Security Object SOD containing digital signature) used by the TOE in order to enforce its security functionality.

| TSF data | Description |
|-------------------------|---------------------------------------------------------------------------------------------|
| TOE_ID | Data enabling to identify the TOE and the TOE Configuration |
| Life Cycle State | Life Cycle state of the TOE |
| Public Key CVCA | Trust point of the travel document stored in persistent memory |
| CVCA Certificate | All the data related to the CVCA key (expiration date, name,..) stored in persistent memory |
| Current Date | Current date of the travel document |

Table 5: TOE internal non-secret cryptographic material

Property to be maintained by the current security policy: Integrity, Authenticity.

Travel Document communication establishment authorisation data

Restricted-revealable authorization information for a human user being used for verification of the authorisation attempts as authorised user (PACE password). These data are stored in the TOE and are not to be send to it.

| TSF data | Description |
|-----------------------------------|---------------------------------------------------------------------------------------------|
| PACE password (MRZ or CAN) | Reference information being persistently stored in the TOE and allowing PACE authentication |

Table 6: Travel Document communication establishment authorisation data

Property to be maintained by the current security policy: Confidentiality, Integrity.

6.3 Threats

This section describes the threats to be averted by the TOE independently or in collaboration with its IT environment. These threats result from the TOE method of use in the operational environment and the assets stored in or protected by the TOE.

The TOE in collaboration with its IT environment shall avert the threats as specified below.

The threats are taken from the PP EAC with PACE, which requires to include also some threats described in the PP PACE.

6.3.1 Threats from the PP EAC with PACE

T.Read_Sensitive_Data

Adverse action

An attacker tries to gain the sensitive biometric reference data through the communication interface of the Travel Document's chip. The attack T.Read_Sensitive_Data is similar to the threat T.Skimming (cf. [R12]) in respect of the attack path (communication interface) and the motivation (to get data stored on the Travel Document's chip) but differs from those in the asset under the attack (sensitive biometric reference data vs. digital MRZ, digitized portrait and other data), the opportunity (i.e. knowing the PACE Password) and therefore the possible attack methods. Note, that the sensitive

biometric reference data are stored only on the Travel Document's chip as private sensitive personal data whereas the MRZ data and the portrait are visually readable on the physical Travel Document as well.

Threat agent

Having high attack potential, knowing the PACE Password, being in possession of a legitimate Travel Document.

Asset

Confidentiality of logical Travel Document sensitive user data (i.e. biometric reference).

T.Counterfeit

Adverse action

An attacker with high attack potential produces an unauthorized copy or reproduction of a genuine MRTD's chip to be used as part of a counterfeit MRTD. This violates the authenticity of the MRTD's chip used for authentication of a traveller by possession of a MRTD.

The attacker may generate a new data set or extract completely or partially the data from a genuine MRTD's chip and copy them to another appropriate chip to imitate this genuine MRTD's chip.

Threat agent

Having high attack potential, being in possession of one or more legitimate MRTDs

Asset

Authenticity of user data stored on the TOE

6.3.2 Threats from the PP PACE

T.Skimming

Adverse action

An attacker imitates an inspection system in order to get access to the user data stored on or transferred between the TOE and the inspecting authority connected via the contactless/contact interface of the TOE.

Threat agent

Having high attack potential, cannot read and does not know the correct value of the shared password (PACE password) in advance.

Asset

Confidentiality of logical travel document data

T.Eavesdropping

Adverse action

An attacker is listening to the communication between the travel document and the PACE authenticated BIS-PACE in order to gain the user data transferred between the TOE and the terminal connected.

Threat agent

Having high attack potential, cannot read and does not know the correct value of the shared password (PACE password) in advance.

Asset

Confidentiality of logical travel document data

T.Tracing

Adverse action

An attacker tries to gather TOE tracing data (i.e. to trace the movement of the travel document) unambiguously identifying it remotely by establishing or listening to a communication via the contactless/contact interface of the TOE.

Threat agent

Having high attack potential, cannot read and does not know the correct value of the shared password (PACE password) in advance.

Asset

Privacy of the travel document holder

T.Abuse-Func

Adverse action

An attacker may use functions of the TOE which shall not be used in TOE operational phase in order (i) to manipulate or to disclose the User Data stored in the TOE, (ii) to manipulate or to disclose the TSF-data stored in the TOE or (iii) to manipulate (bypass, deactivate or modify) soft-coded security functionality of the TOE. This threat addresses the misuse of the functions for the initialisation and personalisation in the operational phase after delivery to the travel document holder.

Threat agent

having high attack potential, being in possession of one or more legitimate travel documents

Asset

integrity and authenticity of the travel document, availability of the functionality of the travel document.

T.Information_Leakage

Adverse action

An attacker may exploit information leaking from the TOE during its usage in order to disclose confidential *User Data* or/and *TSF-data stored on the travel document* or/and *exchanged between the TOE and the terminal connected*. The information leakage may be inherent in the normal operation or caused by the attacker.

Threat agent

having high attack potential.

Asset

confidentiality of User Data and TSF-data of the travel document.

Application note: Leakage may occur through emanations, variations in power consumption, I/O characteristics, clock frequency, or by changes in processing time requirements. This leakage may be interpreted as a covert channel transmission, but is more closely related to measurement of operating parameters which may be derived either from measurements of the contactless interface (emanation) or direct measurements (by contact to the chip still available even for a contactless chip) and can then be related to the specific operation being performed. Examples are Differential Electromagnetic Analysis (DEMA) and Differential Power Analysis (DPA). Moreover the attacker may try actively to enforce information leakage by fault injection (e.g. Differential Fault Analysis)..

T.Phys-Tamper

Adverse action

An attacker may perform physical probing of the travel document in order (i) to disclose the TSF-data, or (ii) to disclose/reconstruct the TOE's Embedded Software. An attacker may physically modify

the travel document in order to alter (I) its security functionality (hardware and software part, as well), (ii) the User Data or the TSF-data stored on the travel document.

Threat agent

having high attack potential, being in possession of one or more legitimate travel documents.

Asset

integrity and authenticity of the travel document, availability of the functionality of the travel document, confidentiality of User Data and TSF-data of the travel document.

Application note: Physical tampering may be focused directly on the disclosure or manipulation of the user data (e.g. authentication key of the travel document) or indirectly by preparation of the TOE to following attack methods by modification of security features (e.g. to enable information leakage through power analysis). Physical tampering requires a direct interaction with the travel document's internals. Techniques commonly employed in IC failure analysis and IC reverse engineering efforts may be used. Before that, hardware security mechanisms and layout characteristics need to be identified. Determination of software design including treatment of the user data and the TSF data may also be a pre-requisite. The modification may result in the deactivation of a security function. the biometric reference data for the inspection system) or the TSF data (e.g.

T.Forgery

Adverse action

An attacker fraudulently alters the *User Data* or/and *TSF-data* stored on the travel document or/and exchanged between the TOE and the terminal connected in order to outsmart the PACE authenticated BIS-PACE by means of changed travel document holder's related reference data (like biographic or biometric data). The attacker does it in such a way that the terminal connected perceives these modified data as authentic one.

Threat agent

having high attack potential.

Asset

integrity of the travel document.

T.Malfunction

Adverse action

An attacker may cause a malfunction the travel document's hardware and Embedded Software by applying environmental stress in order to (i) deactivate or modify security features or functionality of

the TOE' hardware or to (ii) circumvent, deactivate or modify security functions of the TOE's Embedded Software. This may be achieved e.g. by operating the travel document outside the normal operating conditions, exploiting errors in the travel document's Embedded Software or misusing administrative functions. To exploit these vulnerabilities an attacker needs information about the functional operation.

Threat agent

having high attack potential, being in possession of one or more legitimate travel documents, having information about the functional operation.

Asset

integrity and authenticity of the travel document, availability of the functionality of the travel document, confidentiality of User Data and TSF-data of the travel document.

Application note: A malfunction of the TOE may also be caused using a direct interaction with elements on the chip surface. This is considered as being a manipulation (refer to the threat T.PhysTamper) assuming a detailed knowledge about TOE's internals.

6.3.3 Threats for AA

T.Counterfeit

6.3.4 Threats for Note 6

T.Unauthorized_Load

Adverse action: An attacker tries to load an additional code that is not intended to be assembled with the initial TOE, ie the evidence of authenticity or integrity is not correct.

Threat agent: having high attack potential, knowing the MSK, LSK and derivation data, being in possession of a legitimate MRTD

Asset: Logical MRTD data

T.Bad_Activation

Adverse action: An attacker tries to perturbate the additional code activation such as the final TOE is different than the expected one (initial TOE or perturbed TOE).

Threat agent: having high attack potential, knowing the MSK, LSK and derivation data, being in possession of a legitimate MRTD, being in possession of an additional code that is authorized to be load

Asset: Logical MRTD data

T.TOE_Identification_Forgery

Adverse action: An attacker tries to perturbate the TOE identification and in particular the additional code identification.

Threat agent: having high attack potential, being in possession of a legitimate MRTD

Asset: TOE_ID

Application Note

This threat is not applicable in phase 7, as the TOE identification is not possible in phase 7.

6.4 Organisational Security Policies

The TOE shall comply with the following Organisational Security Policies (OSP) as security rules, procedures, practices, or guidelines imposed by an organisation upon its operations.

The OSP are taken from the PP EAC with PACE, which requires to include also some OSP described in the PP PACE.

6.4.1

6.4.2 OSP from PP EAC with PACE

P.Sensitive_Data

The biometric reference data of finger(s) (EF.DG3) and iris image(s) (EF.DG4) are sensitive private personal data of the MRTD holder. The sensitive biometric reference data can be used only by inspection systems which are authorized for this access at the time the MRTD is presented to the inspection system (Extended Inspection Systems). The issuing State or Organization authorizes the Document Verifiers of the receiving States to manage the authorization of inspection systems within the limits defined by the Document Verifier Certificate. The MRTD's chip shall protect the confidentiality and integrity of the sensitive private personal data even during transmission to the Extended Inspection System after Chip Authentication.

P.Personalization

The issuing State or Organization guarantees the correctness of the biographical data, the printed portrait and the digitized portrait, the biometric reference data and other data of the logical MRTD

with respect to the MRTD holder. The personalization of the MRTD for the holder is performed by an agent authorized by the issuing State or Organization only.

6.4.3 OSP from PP PACE

P.Pre-Operational

- 1) The travel document Issuer issues the travel document and approves it using the terminals complying with all applicable laws and regulations.
- 2) The travel document Issuer guarantees correctness of the user data (amongst other of those, concerning the travel document holder) and of the TSF-data permanently stored in the TOE.
- 3) The travel document Issuer uses only such TOE's technical components (IC) which enable traceability of the travel documents in their manufacturing and issuing life cycle phases, i.e. before they are in the operational phase.
- 4) If the travel document Issuer authorises a Personalisation Agent to personalise the travel document for travel document holders, the travel document Issuer has to ensure that the Personalisation Agent acts in accordance with the travel document Issuer's policy.

P.Card_PKI

- 1) The travel document Issuer shall establish a public key infrastructure for the passive authentication, i.e. for digital signature creation and verification for the travel document. For this aim, he runs a Country Signing Certification Authority (CSCA). The travel document Issuer shall publish the CSCA Certificate (CCSCA)
- 2) The CSCA shall securely generate, store and use the CSCA key pair. The CSCA shall keep the CSCA Private Key secret and issue a self-signed CSCA Certificate (CCSCA) having to be made available to the travel document Issuer by strictly secure means, see [R17]. The CSCA shall create the Document Signer Certificates for the Document Signer Public Keys (CDS) and make them available to the travel document Issue.
- 3) A Document Signer shall:
 - (i) Generate the Document Signer Key Pair
 - (ii) Hand over the Document Signer Public Key to the CSCA for certification

- (iii) Keep the Document Signer Private Key secret
- (iv) Securely use the Document Signer Private Key for signing the Document Security Objects of travel documents.

P.Trustworthy_PKI

The CSCA shall ensure that it issues its certificates exclusively to the rightful organisations (DS) and DSs shall ensure that they sign exclusively correct Document Security Objects to be stored on the travel document.

P.Manufact

The Initialization Data are written by the IC Manufacturer to identify the IC uniquely. The MRTD Manufacturer writes the Pre-personalization Data which contains at least the Personalization Agent Key.

P.Terminal

The Basic Inspection Systems with PACE (BIS-PACE) shall operate their terminals as follows:

- 1) The related terminals shall be used by terminal operators and by travel document holders
- 2) They shall implement the terminal parts of the PACE protocol [R17], of the Passive Authentication [R2] and use them in this order. The PACE terminal shall use randomly and (almost) uniformly selected nonces, if required by the protocols (for generating ephemeral keys for Diffie-Hellmann)
- 3) The related terminals need not to use any own credentials
- 4) They shall also store the Country Signing Public Key and the Document Signer Public Key (in form of C_{CSCA} and C_{DS}) in order to enable and to perform Passive Authentication (determination of the authenticity of data groups stored in the travel document, [R2])
- 5) The related terminals and their environment shall ensure confidentiality and integrity of respective data handled by them (e.g. confidentiality of PACE passwords, integrity of PKI certificates, etc.), where it is necessary for a secure operation of the TOE

6.4.4 OSP for AA

P.Activ_Auth

The terminal implements the Active Authentication protocol as described in [R38].

6.5 Assumptions

The assumptions describe the security aspects of the environment in which the TOE will be used or is intended to be used.

The Assumptions are taken from the PP EAC with PACE, which requires to include also some Assumptions described in the PP PACE.

6.5.1 Assumptions from PP EAC with PACE

A.Insp_Sys

The Extended Inspection System (EIS) for global interoperability:

- (i) Includes the Country Signing CA Public Key
- (ii) Implements the terminal part of PACE [R17] and/or BAC [R11]

BAC may only be used if supported by the TOE. If both PACE and BAC are supported by the TOE and the IS, PACE must be used. The EIS reads the logical travel document under PACE or BAC and performs the Chip Authentication v.1 to verify the logical travel document and establishes secure messaging. EIS supports the Terminal Authentication Protocol v.1 in order to ensure access control and is authorized by the issuing State or Organisation through the Document Verifier of the receiving State to read the sensitive biometric reference data.

A.Auth_PKI

The issuing and receiving States or Organisations establish a public key infrastructure for card verifiable certificates of the Extended Access Control. The Country Verifying Certification Authorities, the Document Verifier and Extended Inspection Systems hold authentication key pairs and certificates for their public keys encoding the access control rights. The Country Verifying Certification Authorities of the issuing States or Organisations are signing the certificates of the Document Verifier and the Document Verifiers are signing the certificates of the Extended Inspection Systems of the receiving States or Organisations. The issuing States or Organisations distribute the public keys of their Country Verifying Certification Authority to their travel document's chip.

6.5.2 Assumptions from PP PACE

A.Passive_Auth

The issuing and receiving States or Organisations establish a public key infrastructure for passive authentication i.e. digital signature creation and verification for the logical travel document. The issuing State or Organisation runs a Certification Authority (CA) which securely generates, stores and uses the Country Signing CA Key pair. The CA keeps the Country Signing CA Private Key secret and is recommended to distribute the Country Signing CA Public Key to ICAO, all receiving States maintaining its integrity.

The Document Signer

- (i) Generates the Document Signer Key Pair
- (ii) Hands over the Document Signer Public Key to the CA for certification
- (iii) Keeps the Document Signer Private Key secret
- (iv) Uses securely the Document Signer Private Key for signing the Document Security Objects of the travel documents.

The CA creates the Document Signer Certificates for the Document Signer Public Keys that are distributed to the receiving States and Organisations. It is assumed that the Personalisation Agent ensures that the Document Security Object contains only the hash values of genuine user data according to [R10].

6.5.3 Assumptions for Active Authentication

A.Insp_Sys_AA

The Inspection System implements the Active Authentication Mechanism. The Inspection System verifies the authenticity of the MRTD's chip during inspection using the signature returned by the TOE during Active Authentication.

7 SECURITY OBJECTIVES

7.1 Security Objectives for the TOE

This section describes the security objectives for the TOE addressing the aspects of identified threats to be countered by the TOE and organizational security policies to be met by the TOE.

The OT are taken from the PP EAC with PACE, which requires to include also some OT described in the PP PACE.

7.1.1 SO from PP EAC with PACE

OT.Sens_Data_Conf

The TOE must ensure the confidentiality of the sensitive biometric reference data (EF.DG3 and EF.DG4) by granting read access only to authorized Extended Inspection Systems. The authorization of the inspection system is drawn from the Inspection System Certificate used for the successful authentication and shall be a non-strict subset of the authorization defined in the Document Verifier Certificate in the certificate chain to the Country Verifier Certification Authority of the issuing State or Organization. The TOE must ensure the confidentiality of the logical MRTD data during their transmission to the Extended Inspection System. The confidentiality of the sensitive biometric reference data shall be protected against attacks with high attack potential.

OT.Chip_Auth_Proof

The TOE must support the General Inspection Systems to verify the identity and authenticity of the MRTD's chip as issued by the identified issuing State or Organization by means of the Chip Authentication as defined in [R38]. The authenticity proof provided by the MRTD's chip shall be protected against attacks with high attack potential.

Application note:

The OT.Chip_Auth_Proof implies the travel document's chip to have:

- (i) A unique identity as given by the travel document's Document Number
- (ii) A secret to prove its identity by knowledge i.e. a private authentication key as TSF data.

The TOE shall protect this TSF data to prevent their misuse. The terminal shall have the reference data to verify the authentication attempt of travel document's chip i.e. a certificate for the Chip

Authentication Public Key that matches the Chip Authentication Private Key of the travel document's chip. This certificate is provided by

- (i) The Chip Authentication Public Key (EF.DG14) in the LDS defined in [6]
- (ii) The hash value of DG14 in the Document Security Object signed by the Document Signer.

7.1.2 SO from PP PACE

OT.Data_Int

The TOE must ensure integrity of the User Data and the TSF-data stored on it by protecting these data against unauthorised modification (physical manipulation and unauthorised modifying). The TOE must ensure integrity of the User Data and the TSF-data during their exchange between the TOE and the terminal connected (and represented by PACE authenticated BIS-PACE) after the PACE Authentication.

OT.Data_Auth

The TOE must ensure authenticity of the User Data and the TSF-data stored on it by enabling verification of their authenticity at the terminal-side.

The TOE must ensure authenticity of the User Data and the TSF-data during their exchange between the TOE and the terminal connected (and represented by PACE authenticated BIS-PACE) after the PACE Authentication. It shall happen by enabling such a verification at the terminal-side (at receiving by the terminal) and by an active verification by the TOE itself (at receiving by the TOE).

OT.Data_Conf

The TOE must ensure confidentiality of the User Data and the TSF-data³³ by granting read access only to the PACE authenticated BIS-PACE connected. The TOE must ensure confidentiality of the User Data and the TSF-data during their exchange between the TOE and the terminal connected (and represented by PACE authenticated BIS-PACE) after the PACE Authentication.

OT.Tracing

The TOE must prevent gathering TOE tracing data by means of unambiguous identifying the travel document remotely through establishing or listening to a communication via the contactless/contact interface of the TOE without knowledge of the correct values of shared passwords (PACE passwords) in advance.

OT.Prot_Abuse-Func

The TOE must prevent that functions of the TOE, which may not be used in TOE operational phase, can be abused in order:

- (i) To manipulate or to disclose the User Data stored in the TOE

- (ii) To manipulate or to disclose the TSF-data stored in the TOE
- (iii) To manipulate (bypass, deactivate or modify) soft-coded security functionality of the TOE.

OT.Prot_Inf_Leak

The TOE must provide protection against disclosure of confidential User Data or/and TSF-data stored and/or processed by the travel document by:

- Measurement and analysis of the shape and amplitude of signals or the time between events found by measuring signals on the electromagnetic field, power consumption, clock, or I/O lines
- Forcing a malfunction of the TOE and/or
- A physical manipulation of the TOE.

Application note:

This objective pertains to measurements with subsequent complex signal processing due to normal operation of the TOE or operations enforced by an attacker.

OT.Prot_Phys-Tamper

The TOE must provide protection of the confidentiality and integrity of the User Data, the TSF Data, and the MRTD's chip Embedded Software by means of:

- Measuring through galvanic contacts representing a direct physical probing on the chips surface except on pads being bonded (using standard tools for measuring voltage and current) or
- Measuring not using galvanic contacts, but other types of physical interaction between electrical charges (using tools used in solid-state physics research and IC failure analysis)
- Manipulation of the hardware and its security features, as well as
- Controlled manipulation of memory contents (User Data, TSF Data)

With a prior

- Reverse-engineering to understand the design and its properties and functions.

OT.Identification

The TOE must provide means to store Initialisation Identification and Pre-Personalization Data in its nonvolatile memory. The Initialisation Identification Data must provide a unique identification of the IC during the manufacturing and the card issuing life cycle phases of the travel document. The storage of the PrePersonalization data includes writing of the Personalization Agent Key(s).

OT.AC_Pers

The TOE must ensure that the logical MRTD data in EF.DG1 to EF.DG16, the Document security object according to LDS [R2] and the TSF data can be written by authorized Personalization Agents only. The

logical MRTD data in EF.DG1 to EF.DG16 and the TSF data may be written only during and cannot be changed after its personalization.

Application note:

The OT.AC_Pers implies that the data of the LDS groups written during personalisation for travel document holder (at least EF.DG1 and EF.DG2) can not be changed using write access after personalisation.

OT.Prot_Malfunction

The TOE must ensure its correct operation. The TOE must prevent its operation outside the normal operating conditions where reliability and secure operation hves not been proven or tested. This is to prevent errors. The environmental conditions may include external energy (esp. electromagnetic) fields, voltage (on any contacts), clock frequency, or temperature.

7.1.3 SO for AA

OT.AA_Proof

The TOE must support the Inspection Systems to verify the identity and authenticity of MRTD's chip as issued by the identified issuing State or Organization by means of the Active Authentication as defined in [R2]. The authenticity proof through AA provided by MRTD's chip shall be protected against attacks with high attack potential.

OT.Data_Int_AA

The TOE must ensure the integrity of the logical MRTD stored on the MRTD's chip against physical manipulation and unauthorized writing. The TOE must ensure the integrity of the logical MRTD data during their transmission to the General Inspection System after Active Authentication.

7.1.4 SO for Note 6

OT.Secure_Load_ACode

The Loader of the Initial TOE shall check an evidence of authenticity and integrity of the loaded Additional Code. The Loader enforces that only the allowed version of the Additional Code can be loaded on the Initial TOE. The Loader shall forbid the loading of an Additional Code not intended to be assembled with the Initial TOE.

During the Load Phase of an Additional Code, the TOE shall remain secure.

OT.Secure_AC_Activation

Activation of the Additional Code and update of the Identification Data shall be performed at the same time in an Atomic way. All the operations needed for the code to be able to operate as in the Final TOE shall be completed before activation.

If the Atomic Activation is successful, then the resulting product is the Final TOE, otherwise (in case of interruption or incident which prevents the forming of the Final TOE), the Initial TOE shall remain in its initial state or fail secure.

OT.TOE_Identification

The Identification Data identifies the Initial TOE and Additional Code. The TOE provides means to store Identification Data in its non-volatile memory and guarantees the integrity of these data. After Atomic Activation of the Additional Code, the Identification Data of the Final TOE allows identifications of Initial TOE and Additional Code. The user must be able to uniquely identify Initial TOE and Additional Code(s) which are embedded in the Final TOE. TOE must support the Inspection Systems to verify the authenticity.

7.2 Security objectives for the Operational Environment

7.2.1 OE from PP EAC with PACE

OE.Auth_Key_MRTD

The issuing State or Organization has to establish the necessary public key infrastructure in order to:

- (i) Generate the MRTD's Chip Authentication Key Pair
- (ii) Sign and store the Chip Authentication Public Key in the Chip Authentication Public Key data in EF.DG14
- (iii) Support inspection systems of receiving States or organizations to verify the authenticity of the MRTD's chip used for genuine MRTD by certification of the Chip Authentication Public Key by means of the Document Security Object.

OE.Authoriz_Sens_Data

The issuing State or Organization has to establish the necessary public key infrastructure in order to limit the access to sensitive biometric reference data of MRTD's holders to authorized receiving States or Organizations. The Country Verifying Certification Authority of the issuing State or Organization generates card verifiable Document Verifier Certificates for the authorized Document Verifier only.

OE.Exam_MRTD

The inspection system of the receiving State or Organization must examine the MRTD presented by the traveler to verify its authenticity by means of the physical security measures and to detect any manipulation of the physical MRTD. The Basic Inspection System for global interoperability:

- (i) Includes the Country Signing CA Public Key and the Document Signer Public Key of each issuing State or Organization
- (ii) Implements the terminal part of the PACE [R17] and/or the Basic Access Control [R2].

Extended Inspection Systems perform additionally to these points the Chip Authentication Protocol to verify the Authenticity of the presented travel document's chip.

OE.Prot_Logical_MRTD

The inspection system of the receiving State or Organization ensures the confidentiality and integrity of the data read from the logical MRTD. The inspection system will prevent eavesdropping to their communication with the TOE before secure messaging is successfully established based on the Chip Authentication Protocol .

OE.Ext_Insp_Systems

The Document Verifier of receiving States or Organizations authorizes Extended Inspection Systems by creation of Inspection System Certificates for access to sensitive biometric reference data of the logical MRTD. The Extended Inspection System authenticates themselves to the MRTD's chip for access to the sensitive biometric reference data with its private Terminal Authentication Key and its Inspection System Certificate.

7.2.2 OE from PP PACE

OE.Legislative_Compliance

The travel document Issuer must issue the travel document and approve it using the terminals complying with all applicable laws and regulations

OE.Pass_Auth_Sign

The travel document Issuer has to establish the necessary public key infrastructure as follows: the CSCA acting on behalf and according to the policy of the travel document Issuer must (i) generate a cryptographically secure CSCA Key Pair, (ii) ensure the secrecy of the CSCA Private Key and sign Document Signer Certificates in a secure operational environment, and (iii) publish the Certificate of the CSCA Public Key (CCSCA). Hereby authenticity and integrity of these certificates are being maintained.

A Document Signer acting in accordance with the CSCA policy must:

- (i) generate a cryptographically secure Document Signing Key Pair
- (ii) ensure the secrecy of the Document Signer Private Key
- (iii) hand over the Document Signer Public Key to the CSCA for certification
- (iv) sign Document Security Objects of genuine travel documents in a secure operational environment only. The digital signature in the Document Security Object relates to all hash values for each data group in use according to [6].

The Personalisation Agent has to ensure that the Document Security Object contains only the hash values of genuine user data according to [6]. The CSCA must issue its certificates exclusively to the rightful organisations (DS) and DSs must sign exclusively correct DocumentSecurity Objects to be stored on travel document.

OE.Personalization

The travel document Issuer must ensure that the Personalisation Agents acting on his behalf:

- (i) establish the correct identity of the travel document holder and create the biographical data for the travel document
- (ii) enrol the biometric reference data of the travel document holder
- (iii) write a subset of these data on the physical Passport (optical personalisation) and store them in the travel document (electronic personalisation) for the travel document holder as defined in [6]
- (iv) write the document details data
- (v) write the initial TSF data
- (vi) sign the Document Security Object defined in [6](in the role of a DS).

OE.Terminal

The terminal operators must operate their terminals as follows:

- 1.) The related terminals (basic inspection systems, cf. above) are used by terminal operators and by travel document holders as defined in [6]
- 2.) The related terminals implement the terminal parts of the PACE protocol [4], of the Passive Authentication [4] (by verification of the signature of the Document Security Object) and use them in this order. The PACE terminal uses randomly and (almost) uniformly selected nonces, if required by the protocols (for generating ephemeral keys for Diffie-Hellmann)
- 3.) The related terminals need not to use any own credentials
- 4.) The related terminals securely store the Country Signing Public Key and the Document Signer Public Key (in form of CCSCAand CDS) in order to enable and to perform Passive Authentication of the travel document (determination of the authenticity of data groups stored in the travel document, [6])

5.) The related terminals and their environment must ensure confidentiality and integrity of respective data handled by them (e.g. confidentiality of the PACE passwords, integrity of PKI certificates, etc.), where it is necessary for a secure operation of the TOE according to the current PP

OE.MRTD_Holder

The travel document holder may reveal, if necessary, his or her verification values of the PACE password to an authorized person or device who definitely act according to respective regulations and are trustworthy.

7.2.3 OE for AA

OE.Exam_MRTD_AA

Additionally to the OE.Exam_MRTD, the inspection systems perform the Active Authentication protocol to verify the Authenticity of the presented MRTD's chip.

OE.Prot_Logical_MRTD_AA

Additionally to the OE.Prot_Logical_MRTD, the inspection system prevents eavesdropping to their communication with the TOE before secure messaging is successfully established based on the Active Authentication Protocol.

OE.Activ_Auth_Verif

In addition to the verification by passive authentication, the inspection systems may use the verification by Active Authentication, which offers a stronger guaranty of the authenticity of the MRTD.

OE.Activ_Auth_Sign

The issuing State or Organization has to establish the necessary public key infrastructure in order to (i) generate the MRTD's Active Authentication Key Pair, (ii) ensure the secrecy of the MRTD's Active Authentication Private Key, sign and store the Active Authentication Public Key in the Active Authentication Public Key data in EF.DG15 and (iii) support inspection systems of receiving States or organizations to verify the authenticity of the MRTD's chip used for genuine MRTD by certification of the Active Authentication Public Key by means of the Document Security Object.

8 EXTENDED REQUIREMENTS

8.1 Extended family FAU_SAS - Audit data storage

8.1.1 Extended components FAU_SAS.1

Description: see [R11].

FAU_SAS.1 Audit storage

FAU_SAS.1.1 The TSF shall provide [assignment: authorized users] with the capability to store [assignment: list of audit information] in the audit records.

Dependencies: No dependencies.

Rationale: see [R11]

8.2 Extended family FCS_RND - Generation of random numbers

8.2.1 Extended component FCS_RND.1

Description: see [R11]

FCS_RND.1 Quality metric for random numbers

FCS_RND.1.1 The TSF shall provide a mechanism to generate random numbers that meet [assignment: a defined quality metric].

Dependencies: No dependencies.

Rationale: See [R11]

8.3 Extended family FIA_API – Authentication proof of identity

8.3.1 Extended component FIA_API.1

Description: see [R12]

FIA_API.1 Quality metric for random numbers

FIA_API.1.1 The TSF shall provide a [assignment: authentication mechanism] to prove the identity of the [assignment: authorized user or role].

Dependencies: No dependencies.

Rationale: See [R12]

8.4 Extended family FMT_LIM - Limited capabilities and availability

8.4.1 Extended component FMT_LIM.1

Description: see [R11]

FMT_LIM.1 Limited capabilities

FMT_LIM.1.1 The TSF shall be designed in a manner that limits their capabilities so that in conjunction with "Limited availability (FMT_LIM.2)" the following policy is enforced [assignment: Limited capability and availability policy].

Dependencies: (FMT_LIM.2)

Rationale: See [R11]

8.4.2 Extended component FMT_LIM.2

Description: See [R11]

FMT_LIM.2 Limited availability

FMT_LIM.2.1 The TSF shall be designed in a manner that limits their availability so that in conjunction with "Limited capabilities (FMT_LIM.1)" the following policy is enforced [assignment: Limited capability and availability policy].

Dependencies: (FMT_LIM.1)

Rationale: See [R11]

8.5 Extended family FPT_EMS - TOE Emanation

8.5.1 Extended component FPT_EMS.1

Description: see [R11]

FPT_EMS.1 TOE Emanation

FPT_EMS.1.1 The TOE shall not emit [assignment: types of emissions] in excess of [assignment: specified limits] enabling access to [assignment: list of types of TSF data] and [assignment: list of types of user data].

FPT_EMS.1.2 The TSF shall ensure [assignment: type of users] are unable to use the following interface [assignment: type of connection] to gain access to [assignment: list of types of TSF data] and [assignment: list of types of user data].

Dependencies: No dependencies.

Rationale: See [R11]

9 SECURITY REQUIREMENTS

9.1 Security Functional Requirements

This chapter presents the Security Functional Requirements to take into account within the TOE configuration presented in this security target. It is composed of the following elements:

- **Global SFR** that are applicable to all the passports configuration
- **MP SFR** for covering the phase Manufacturing and Personalization described in the Passport Protection Profile and also the coverage of Additional Code.
- **Active Authentication SFR** that cover the Active Authentication Protocol
- **CA SFR** that cover the Chip Authentication Protocol
- **TA SFR** that cover the Terminal Authentication Protocol (note: Terminal Authentication Protocol is only available with the Extended Access Control)
- **EAC SFR** that cover the Extended Access Control (note: EAC protocol is a combination of TA and CA, this chapter only contains SFR that can not be strictly applied to one or another)
- **PACE SFR** that cover the Password Authenticated Connection Establishment protocol
- **PACE CAM** that cover the Password Authenticated Connection Establishment with Chip Authentication Mapping protocol

9.1.1 Global SFR

This chapter covers the common SFR that are shared between the different applications that are embedded on the product.

FCS_CKM.4/Global Cryptographic key destruction

FCS_CKM.4.1/Global The TSF shall destroy cryptographic keys in accordance with a specified cryptographic key destruction method **zeroisation** that meets the following: **none**.

FCS_RND.1/Global Quality metric for random numbers

FCS_RND.1.1/Global The TSF shall provide a mechanism to generate random numbers that meet

1. The requirement to provide an entropy of at least 7.976 bits in each byte, following AIS 31 [R36] and
2. The requirement of RGS_B1 for random number generation.

FMT_LIM.1/Global Limited capabilities

FMT_LIM.1.1/Global The TSF shall be designed in a manner that limits their capabilities so that in conjunction with "Limited availability (FMT_LIM.2)" the following policy is enforced:

Deploying Test Features after TOE Delivery does not allow

- 1. User Data to be manipulated**
- 2. TSF data to be disclosed or manipulated**
- 3. Software to be reconstructed**
- 4. Substantial information about construction of TSF to be gathered which may enable other attacks**

FMT_LIM.2/Global Limited availability

FMT_LIM.2.1/Global The TSF shall be designed in a manner that limits their availability so that in conjunction with "Limited capabilities (FMT_LIM.1)" the following policy is enforced:

Deploying Test Features after TOE Delivery does not allow

- 1. User Data to be manipulated**
- 2. TSF data to be disclosed or manipulated**
- 3. Software to be reconstructed**
- 4. Substantial information about construction of TSF to be gathered which may enable other attacks**

FPT_EMS.1/Global TOE Emanation

FPT_EMS.1.1/Global The TOE shall not emit **power variations, timing variations during command execution** in excess of **non useful information** enabling access to

- 1. EF.COM, EF.SOD and EF.DG1 to EF.DG16**

FPT_EMS.1.2/Global The TSF shall ensure any **unauthorized users** are unable to use the following interface **smart card circuit contacts** to gain access to

- 1. EF.COM, EF.SOD and EF.DG1 to EF.DG16**

FPT_FLS.1/Global Failure with preservation of secure state

FPT_FLS.1.1/Global The TSF shall preserve a secure state when the following types of failures occur:

- 1. Exposure to out-of-range operating conditions where therefore a malfunction could occur**
- 2. Failure detected by TSF according to FPT_TST.1.**

FPT_TST.1/Global TSF testing

FPT_TST.1.1/Global The TSF shall run a suite of self tests to demonstrate the correct operation of **the TSF, at the conditions:**

- **At reset**
- **Before any cryptographic operation**
- **When accessing a DG or any EF**
- **Prior to any use of TSF data**
- **Before execution of any command**

FPT_TST.1.2/Global The TSF shall provide authorised users with the capability to verify the integrity of **TSF data**.

FPT_TST.1.3/Global The TSF shall provide authorised users with the capability to verify the integrity of **stored TSF executable code**.

FPT_PHP.3/Global Resistance to physical attack

FPT_PHP.3.1/Global The TSF shall resist **physical manipulation and physical probing** to the **TSF** by responding automatically such that the SFRs are always enforced.

9.1.2 Product configuration SFR

This chapter covers the Manufacturing and Personalization SFR. It also includes additional SFR for the compliance to Note 6.

9.1.2.1 SFR for additional code

FAU_STG.2/MP_Add_code Guarantees of audit data availability

FAU_STG.2.1/MP_Add_code The TSF shall protect the stored audit records in the audit trail from unauthorized deletion.

FAU_STG.2.2/MP_Add_code The TSF shall be able to **prevent** unauthorized modifications to the stored audit records in the audit trail.

FAU_STG.2.3/MP_Add_code The TSF shall ensure that **Additional code identification** stored audit records will be maintained when the following conditions occur: **failure and attack**.

Application Note:

Additional code code is loaded with its integrity information. This integrity information is verified by the TOE after the loading, and before the writing of the identification information by calculating the signature and comparing to the expected value. The signature is protected in integrity through the TOE life cycle, at each power on, the card verifies the integrity of this signature.

FCS_CKM.1/MP_Add_code Cryptographic key generation

FCS_CKM.1.1/MP_Add_code The TSF shall generate cryptographic keys in accordance with a specified cryptographic key generation algorithm [**cryptographic key generation algorithm**] and specified cryptographic key sizes [**key length**] that meet the following [**standard**]:

| Cryptographic key generation algorithm | Key length (bits) | Standards |
|-------------------------------------------------------------------------------------|-------------------|-----------|
| Calculation of LSK_LOAD, from initial LSK and derivation data entered - AES 128 ECB | 128 | None |

FCS_COP.1/MP_ENC_Add_code Cryptographic operation

FCS_COP.1.1/MP_ENC_Add_code The TSF shall perform [**cryptographic operation**] in accordance with a specified cryptographic algorithm [**cryptographic algorithm**] and cryptographic key sizes [**cryptographic key sizes**] that meet the following [**standard**]:

| Cryptographic operation | Algo | Key length (bits) | Standard |
|---------------------------------------------------------------------------------------|------|-------------------|----------|
| Encryption of the additional code (ciphered with LSK_LOAD) and signature verification | AES | 128 | [R34] |

FCS_COP.1/MP_MAC_Add_code Cryptographic operation

FCS_COP.1.1/MP_MAC_Add_code The TSF shall perform [**cryptographic operation**] in accordance with a specified cryptographic algorithm [**cryptographic algorithm**] and cryptographic key sizes [**cryptographic key sizes**] that meet the following [**standard**]:

| Cryptographic operation | Algo | Key length (bits) | Standard |
|-------------------------|------|-------------------|----------|
|-------------------------|------|-------------------|----------|

| Cryptographic operation | Algo | Key length (bits) | Standard |
|----------------------------------|-----------------|-------------------|----------|
| Secure Messaging with BAC - 3DES | 3DES Retail MAC | 112 | [R34] |
| Secure Messaging with BAC - AES | AES CMAC | 128, 192 or 256 | [R34] |

FDP_UIT.1/MP_Add_code Data exchange integrity

FDP_UIT.1.1/MP_Add_code The TSF shall enforce the **Prepersonalization access control SFP** to **receive** user data in a manner protected from **modification** errors.

FDP_UIT.1.2/MP_Add_code [Editorially Refined] The TSF shall be able to determine on receipt of user data, whether **modification of some of the pieces of the application sent by the TOE developer** has occurred.

Application Note

Modification errors should be understood as modification, substitution, unrecoverable ordering change of data and any other integrity error that may cause the additional code to be installed on the card to be different from the one sent by the TOE Developer.

This SFR control integrity of data import in phase 5, including the additional code but not only.

FMT_MTD.1/MP_Add_code Management of TSF data

FMT_MTD.1.1/MP_Add_code The TSF shall restrict the ability to **[selection the [list of TSF data]** to **[authorized identified roles]**:

| | List of TSF data | Authorised role |
|----------|------------------|-----------------|
| Activate | Additional code | TOE developer |

Application note

The Activation of the additional code modify the TOE. This additional code is ciphered with the LSK_LOAD (LSK and Derivation Data) and activated after the authentication of the TOE developer.

FMT_MTD.1/MP_KEY_READ_Add_code Management of TSF data

FMT_MTD.1.1/MP_KEY_READ_Add_code The TSF shall restrict the ability to **read** the **[data]** to **[authorized identified roles]**:

| TSF Data | Authorized Identified roles |
|----------|-----------------------------|
| LSK | None |

FMT_SMR.1/MP_Add_code Security roles

FMT_SMR.1.1/MP_Add_code The TSF shall maintain the roles

1. TOE developper

FMT_SMR.1.2/MP_Add_code The TSF shall be able to associate users with roles.

FPT_EMS.1/MP_Add_code TOE Emanation

FPT_EMS.1.1/MP_Add_code The TOE shall not emit **power variations, timing variations during command execution** in excess of **non useful information** enabling access to

1. LSK

FPT_EMS.1.2/MP_Add_code The TSF shall ensure any **unauthorized users** are unable to use the following interface **smart card circuit contacts** to gain access to

1. LSK

FTP_ITC.1/MP_Add_code Inter-TSF trusted channel

FTP_ITC.1.1/MP_Add_code The TSF shall provide a communication channel between itself and another trusted IT product that is logically distinct from other communication channels and provides assured identification of its end points and protection of the channel data from modification or disclosure.

FTP_ITC.1.2/MP_Add_code [Editorially Refined] The TSF shall permit **the TOE Developer and Prepersonalizer** to initiate communication via the trusted channel.

FTP_ITC.1.3/MP_Add_code The TSF shall initiate communication via the trusted channel for:

1. Additional code loading

9.1.2.2 Manufacturing and Personalization

FCS_CKM.1/MP Cryptographic key generation

FCS_CKM.1.1 The TSF shall generate cryptographic keys in accordance with a specified cryptographic key generation algorithm [**cryptographic key generation algorithm**] and specified cryptographic key sizes [**key length**] that meet the following [**standard**]:

| Cryptographic key generation algorithm | Key length (bits) | Standards |
|-----------------------------------------------------------------|-------------------|-----------|
| MSK derivation from initial MSK loaded in phase 1 using SHA 256 | 256 | None |

FCS_COP.1/MP_ENC_3DES Cryptographic operation

FCS_COP.1.1/MP_ENC_3DES The TSF shall perform [**cryptographic operation**] in accordance with a specified cryptographic algorithm [**cryptographic algorithm**] and cryptographic key sizes [**cryptographic key sizes**] that meet the following [**standard**]:

| Cryptographic operation | Algo | Key length (bits) | Standard |
|----------------------------------------------|------------------|-------------------|----------|
| Secure Messaging – encryption and decryption | 3DES in CBC mode | 112 | [R31] |

FCS_COP.1/MP_ENC_AES Cryptographic operation

FCS_COP.1.1/MP_ENC_AES The TSF shall perform [**cryptographic operation**] in accordance with a specified cryptographic algorithm [**cryptographic algorithm**] and cryptographic key sizes [**cryptographic key sizes**] that meet the following [**standard**]:

| Cryptographic operation | Algo | Key length (bits) | Standard |
|----------------------------------------------|-----------------|-------------------|----------|
| Secure Messaging – encryption and decryption | AES in CBC mode | 128, 192 and 256 | [R34] |

FCS_COP.1/MP_MAC_3DES Cryptographic operation

FCS_COP.1.1/MP_MAC_3DES The TSF shall perform **[cryptographic operation]** in accordance with a specified cryptographic algorithm **[cryptographic algorithm]** and cryptographic key sizes **[cryptographic key sizes]** that meet the following **[standard]**:

| Cryptographic operation | Algo | Key length (bits) | Standard |
|-------------------------|-----------|-------------------|----------|
| Secure Messaging – MAC | 3DES RMAC | 112 | [R31] |

FCS_COP.1/MP_MAC_AES Cryptographic operation

FCS_COP.1.1/MP_MAC_AES The TSF shall perform **[cryptographic operation]** in accordance with a specified cryptographic algorithm **[cryptographic algorithm]** and cryptographic key sizes **[cryptographic key sizes]** that meet the following **[standard]**:

| Cryptographic operation | Algo | Key length (bits) | Standard |
|-------------------------|------|-------------------|----------|
| Secure Messaging MAC | AES | 128, 192 and 256 | [R34] |

FCS_COP.1/MP_AUTH_3DES Cryptographic operation

FCS_COP.1.1/MP_AUTH_3DES The TSF shall perform **[cryptographic operation]** in accordance with a specified cryptographic algorithm **[cryptographic algorithm]** and cryptographic key sizes **[cryptographic key sizes]** that meet the following **[standard]**:

| Cryptographic operation | Algo | Key length (bits) | Standard |
|----------------------------------------|------|-------------------|----------|
| Card Manufacturer Authentication (MSK) | 3DES | 112 | [R31] |

FCS_COP.1/MP_AUTH_AES Cryptographic operation

FCS_COP.1.1/MP_AUTH_AES The TSF shall perform **[cryptographic operation]** in accordance with a specified cryptographic algorithm **[cryptographic algorithm]** and cryptographic key sizes **[cryptographic key sizes]** that meet the following **[standard]**:

| Cryptographic operation | Algo | Key length (bits) | Standard |
|----------------------------------------|------|-------------------|----------|
| Card Manufacturer Authentication (MSK) | AES | 128, 192 and 256 | [R34] |

FCS_COP.1/MP_SHA Cryptographic operation

FCS_COP.1.1/MP_SHA The TSF shall perform [cryptographic operation] in accordance with a specified cryptographic algorithm [cryptographic algorithm] and cryptographic key sizes [cryptographic key sizes] that meet the following [standard]:

| Cryptographic operation | Algo | Key length (bits) | Standard |
|-------------------------|--------|-------------------|----------|
| Hashing | SHA256 | None | [R26] |

FDP_ACC.2/MP Complete access control

FDP_ACC.2.1/MP The TSF shall enforce the **Prepersonalization Access Control** on **all subjects and all objects** and all operations among subjects and objects covered by the SFP.

FDP_ACC.2.2/MP The TSF shall ensure that all operations between any subject controlled by the TSF and any object controlled by the TSF are covered by an access control SFP.

Application Note

This SFR enforces access control over all the operation performed in phase 5, including additional code loading but not only.

FDP_ACF.1/MP Security attribute based access control

FDP_ACF.1.1/MP The TSF shall enforce the **Prepersonalization Access Control** to objects based on the following **Prepersonalizer Authentication (AS_AUTH_MSK_STATUS)**.

FDP_ACF.1.2/MP The TSF shall enforce the following rules to determine if an operation among controlled subjects and controlled objects is allowed: **AS_AUTH_MSK_STATUS=TRUE (EXTERNAL AUTHENTICATE)**.

FDP_ACF.1.3/MP The TSF shall explicitly authorise access of subjects to objects based on the following additional rules: **none**.

FDP_ACF.1.4/MP The TSF shall explicitly deny access of subjects to objects based on the following additional rules: **none**.

Application Note

This SFR enforces access control over all the operation in phase 5, including additional code loading but not only.

FDP_ITC.1/MP Import of user data without security attributes

FDP_ITC.1.1/MP The TSF shall enforce the **Prepersonalization access control** when importing user data, controlled under the SFP, from outside of the TOE.

FDP_ITC.1.2/MP The TSF shall ignore any security attributes associated with the user data when imported from outside the TOE.

FDP_ITC.1.3/MP The TSF shall enforce the following rules when importing user data controlled under the SFP from outside the TOE: **none**.

Application Note

This SFR control import of data in phase 5, including the additional code but not only.

This SFR ensures also the MSK diversification, which is performed once, at first command, without any security requirements preliminary to this action.

FDP_UCT.1/MP Basic data exchange confidentiality

FDP_UCT.1.1/MP The TSF shall enforce the **Prepersonalization access control to receive** user data in a manner protected from unauthorised disclosure.

Application note

For the Additional code loading access control, the LSK_LOAD is used to cipher the data transmitted.

This SFR control confidentiality of data import in phase 5, including the additional code but not only.

FDP_UIT.1/MP Data exchange integrity

FDP_UIT.1.1/MP The TSF shall enforce the **Prepersonalization Access Control SFP** to **receive** user data in a manner protected from **modification** errors

FDP_UIT.1.2/MP [Editorially refined] The TSF shall be able to determine on receipt of user data, whether **modification of some pieces of the application sent by the Prepersonalizer** has occurred

FIA_AFL.1/MP Authentication failure handling

FIA_AFL.1.1/MP The TSF shall detect when **3** unsuccessful authentication attempts occur related to **authentication of**

1. Prepersonalizer

FIA_AFL.1.2/MP When the defined number of unsuccessful authentication attempts has been **met**, the TSF shall **forbid any authentication attempt as Personalizer**.

FIA_UAU.1/MP Timing of authentication

FIA_UAU.1.1/MP The TSF shall allow **GET DATA, SELECT FILE** on behalf of the user to be performed before the user is authenticated.

FIA_UAU.1.2/MP The TSF shall require each user to be successfully authenticated before allowing any other TSF-mediated actions on behalf of that user.

FIA_UID.1/MP Timing of identification

FIA_UID.1.1/MP The TSF shall allow **GET DATA, SELECT FILE** on behalf of the user to be performed before the user is identified.

FIA_UID.1.2/MP The TSF shall require each user to be successfully identified before allowing any other TSF-mediated actions on behalf of that user.

FIA_UAU.4/MP_3DES Single-use authentication mechanisms

FIA_UAU.4.1/MP_3DES The TSF shall prevent reuse of authentication data related to

1. Authentication Mechanisms based on 3DES

FIA_UAU.4/MP_AES Single-use authentication mechanisms

FIA_UAU.4.1/MP_AES The TSF shall prevent reuse of authentication data related to

1. Authentication Mechanisms based on AES

FIA_UAU.5/MP_3DES Multiple authentication mechanisms

FIA_UAU.5.1/MP_3DES The TSF shall provide

1. Symmetric Authentication Mechanism based on 3DES

to support user authentication.

FIA_UAU.5.2/MP_3DES The TSF shall authenticate any user's claimed identity according to the

1. The TOE accepts the authentication attempt as Personalization Agent by the Symmetric Authentication Mechanism with the Personalization Agent Key

FIA_UAU.5/MP_AES Multiple authentication mechanisms

FIA_UAU.5.1/MP_AES The TSF shall provide

1. Symmetric Authentication Mechanism based on AES

to support user authentication.

FIA_UAU.5.2/MP_AES The TSF shall authenticate any user's claimed identity according to the

1. The TOE accepts the authentication attempt as Personalization Agent by the Symmetric Authentication Mechanism with Personalization Agent Key

FMT_MTD.1/MP Management of TSF data

FMT_MTD.1.1/MP The TSF shall **restrict the ability to switch the TOE life cycle from phase 5 to phase 6 to the Prepersonalizer.**

FTP_ITC.1/MP Inter-TSF trusted channel

FTP_ITC.1.1/MP The TSF shall provide a communication channel between itself and another trusted IT product that is logically distinct from other communication channels and provides assured identification of its end points and protection of the channel data from modification or disclosure.

FTP_ITC.1.2/MP [Editorially Refined] The TSF shall permit the **Prepersonalizer** to initiate communication via the trusted channel.

FTP_ITC.1.3/MP The TSF shall initiate communication via the trusted channel for:

1. **Personalization Agent key storage**
2. **Life cycle transition from Prepersonalization to Personalization phase**

FMT_MTD.1/MP_INI_ENA Management of TSF data

FMT_MTD.1.1/MP_INI_ENA The TSF shall **restrict** the ability to **write** the **Initialization Data** and **Prepersonalization Data** to the **Prepersonalizer**.

FMT_MTD.1/MP_INI_DIS Management of TSF data

FMT_MTD.1.1/MP_INI_DIS The TSF shall **restrict** the ability to **disable read access** for users to the **Initialization Data** to the **Personalization Agent**.

FMT_MTD.1/MP_KEY_READ Management of TSF data

FMT_MTD.1.1/MP_KEY_READ The TSF shall restrict the ability to **read** the **[data]** to **[authorized identified roles]**:

| TSF Data | Authorized Identified roles |
|----------------------------|-----------------------------|
| MSK | None |
| Personalization Agent Keys | None |

FMT_MTD.1/MP_KEY_WRITE Management of TSF data

FMT_MTD.1.1/MP_KEY_WRITE The TSF shall restrict the ability to **write** the **[data]** to **[authorized identified roles]**:

| TSF Data | Authorized Identified roles |
|----------------------------|--------------------------------------------|
| MSK | IC manufacturer (created by the developer) |
| Personalization Agent Keys | None |

FAU_SAS.1/MP Audit storage

FAU_SAS.1.1/MP The TSF shall provide **the Manufacturer** with the capability to store **the IC Identification Data** in the audit records.

FMT_SMF.1/MP Specification of Management Functions

FMT_SMF.1.1/MP The TSF shall be capable of performing the following management functions:

1. Initialization
2. Pre-personalization
3. Personalization

FMT_SMR.1/MP Security roles

FMT_SMR.1.1/MP The TSF shall maintain the roles

1. Manufacturer

FMT_SMR.1.2/MP The TSF shall be able to associate users with roles.

FPT_EMS.1/MP TOE Emanation

FPT_EMS.1.1/MP The TOE shall not emit **power variations, timing variations during command execution** in excess of **non useful information** enabling access to

1. Prepersonalizer Key
2. Personalization Agent Key
3. MSK

FPT_EMS.1.2/MP The TSF shall ensure any **unauthorized users** are unable to use the following interface **smart card circuit contacts** to gain access to

1. Prepersonalizer Key
2. Personalization Agent Key
3. MSK

9.1.3 Active Authentication SFR

FCS_COP.1/AA_DSA Cryptographic operation

FCS_COP.1.1/AA_DSA The TSF shall perform [cryptographic operation] in accordance with a specified cryptographic algorithm [cryptographic algorithm] and cryptographic key sizes [cryptographic key sizes] that meet the following [standard]:

| Operation | Algorithm | Key length (bits) | Standard |
|----------------------------|----------------------------------------------------------|--------------------------------------|----------|
| Digital Signature Creation | RSA signature (CRT or SFM) with SHA1, 224, 256, 384, 512 | 1024 to 4096 with a step of 256 bits | [R24] |

FCS_COP.1/AA_ECDSA Cryptographic operation

FCS_COP.1.1/AA_ECDSA The TSF shall perform [cryptographic operation] in accordance with a specified cryptographic algorithm [cryptographic algorithm] and cryptographic key sizes [cryptographic key sizes] that meet the following [standard]:

| Operation | Algo | Key length (bits) | Standard |
|----------------------------|-------------------------------------|------------------------------------|----------------------------|
| Digital Signature Creation | ECDSA with SHA1, 224, 256, 384, 512 | 192 to 521 over prime field curves | [R24] [R25] [R26] [R27] |

FDP_DAU.1/AA Basic Data Authentication

FDP_DAU.1.1/AA The TSF shall provide a capability to generate evidence that can be used as a guarantee of the validity of **the TOE itself**.

FDP_DAU.1.2/AA The TSF shall provide **any users** with the ability to verify evidence of the validity of the indicated information.

Refinement:

Evidence generation and ability of verifying it, constitute the Active Authentication protocol.

FDP_ITC.1/AA Import of user data without security attributes

FDP_ITC.1.1/AA The TSF shall enforce the **Active Authentication Access Control SFP** when importing user data, controlled under the SFP, from outside of the TOE.

FDP_ITC.1.2/AA The TSF shall ignore any security attributes associated with the user data when imported from outside the TOE.

FDP_ITC.1.3/AA The TSF shall enforce the following rules when importing user data controlled under the SFP from outside the TOE: **none**.

FMT_MTD.1/AA_KEY_READ Management of TSF data

FMT_MTD.1.1/AA_KEY_READ The TSF shall restrict the ability to **read** the **AAK** to **none**.

FPT_EMS.1/AA TOE Emanation

FPT_EMS.1.1/AA The TOE shall not emit **power variations, timing variations during command execution** in excess of **non useful information** enabling access to

1. Active Authentication: Private Key (AAK)

FPT_EMS.1.2/AA The TSF shall ensure any **unauthorized users** are unable to use the following interface **smart card circuit contacts** to gain access to

1. Active Authentication: Private Key (AAK)

FMT_MOF.1/AA Management of security functions behaviour

FMT_MOF.1.1/AA The TSF shall restrict the ability to **disable and enable** the functions **TSF Active Authentication** to **Personalization Agent**.

FMT_MTD.1/AA_KEY_WRITE Management of TSF data

FMT_MTD.1.1/AA_KEY_WRITE The TSF shall restrict the ability to **write** the **AAK** to **Personalization Agent**.

9.1.4 Chip Authentication SFR

FIA_API.1/CA Authentication Proof of Identity

FIA_API.1.1/CA The TSF shall provide a **Chip Authentication protocol according to [R38]** to prove the identity of the TOE.

FCS_CKM.1/CA_DH_SM_3DES Cryptographic key generation

FCS_CKM.1.1/CA_DH_SM_3DES The TSF shall generate cryptographic keys in accordance with a specified cryptographic key generation algorithm [**cryptographic key generation algorithm**] and specified cryptographic key sizes [**key length**] that meet the following [**standard**]:

| Cryptographic key generation algorithm | Key length (bits) | Standards |
|---------------------------------------------------------------------------------------|-------------------|-----------|
| Algorithm based on the Key Diffie-Hellman key derivation protocol compliant to PKCS#3 | 112 | [R2] |

FCS_CKM.1/CA_DH_SM_AES Cryptographic key generation

FCS_CKM.1.1/CA_DH_SM_AES The TSF shall generate cryptographic keys in accordance with a specified cryptographic key generation algorithm [**cryptographic key generation algorithm**] and specified cryptographic key sizes [**key length**] that meet the following [**standard**]:

| Cryptographic key generation algorithm | Key length (bits) | Standards |
|---------------------------------------------------------------------------------------|-------------------|-----------|
| Algorithm based on the Key Diffie-Hellman key derivation protocol compliant to PKCS#3 | 128, 192, 256 | [R2] |

FCS_CKM.1/CA_ECDH_SM_3DES Cryptographic key generation

FCS_CKM.1.1/CA_ECDH_SM_3DES The TSF shall generate cryptographic keys in accordance with a specified cryptographic key generation algorithm [**cryptographic key generation algorithm**] and specified cryptographic key sizes [**key length**] that meet the following [**standard**]:

| Cryptographic key generation algorithm | Key length (bits) | Standards |
|------------------------------------------------------------------------|-------------------|-----------|
| Algorithm based on ECDH key derivation protocol compliant to ISO 15946 | 112 | [R2] |

FCS_CKM.1/CA_ECDH_SM_AES Cryptographic key generation

FCS_CKM.1.1/CA_ECDH_SM_AES The TSF shall generate cryptographic keys in accordance with a specified cryptographic key generation algorithm [**cryptographic key generation algorithm**] and specified cryptographic key sizes [**key length**] that meet the following [**standard**]:

| Cryptographic key generation algorithm | Key length (bits) | Standards |
|------------------------------------------------------------------------|-------------------|-----------|
| Algorithm based on ECDH key derivation protocol compliant to ISO 15946 | 128, 192, 256 | [R2] |

FCS_COP.1/CA_SHA_SM_3DES Cryptographic key generation

FCS_COP.1.1/CA_SHA_SM_3DES The TSF shall perform **hashing** in accordance with a specified cryptographic algorithm [**cryptographic algorithm**] and cryptographic key sizes [**key length**] that meet the following [**standard**]:

| Cryptographic algorithm | Key length (bits) | Standards |
|-------------------------|-------------------|-----------|
| SHA1 | None | [R26] |

FCS_COP.1/CA_SHA_SM_AES Cryptographic key generation

FCS_COP.1.1/CA_SHA_SM_AES The TSF shall perform **hashing** in accordance with a specified cryptographic algorithm [**cryptographic algorithm**] and cryptographic key sizes [**key length**] that meet the following [**standard**]:

| Cryptographic algorithm | Key length (bits) | Standards |
|-------------------------|-------------------|-----------|
| SHA1 and SHA256 | None | [R26] |

FCS_COP.1/CA_SYM_SM_3DES Cryptographic key generation

FCS_COP.1.1/CA_SYM_SM_3DES The TSF shall perform **SM encryption and decryption** in accordance with a specified cryptographic algorithm [**cryptographic algorithm**] and cryptographic key sizes [**key length**] that meet the following [**standard**]:

| Cryptographic algorithm | Key length | Standards |
|-------------------------|------------|-----------|
|-------------------------|------------|-----------|

| | (bits) | |
|---------------|--------|-------|
| 3DES CBC mode | 112 | [R26] |

FCS_COP.1/CA_SYM_SM_AES Cryptographic key generation

FCS_COP.1.1/CA_SYM_SM_AES The TSF shall perform **SM encryption and decryption** in accordance with a specified cryptographic algorithm [**cryptographic algorithm**] and cryptographic key sizes [**key length**] that meet the following [**standard**]:

| Cryptographic algorithm | Key length (bits) | Standards |
|-------------------------|-------------------|-----------|
| AES | 128, 192 and 256 | [R26] |

FCS_COP.1/CA_MAC_SM_3DES Cryptographic key generation

FCS_COP.1.1/CA_MAC_SM_3DES The TSF shall perform **SM message authentication code** in accordance with a specified cryptographic algorithm [**cryptographic algorithm**] and cryptographic key sizes [**key length**] that meet the following [**standard**]:

| Cryptographic algorithm | Key length (bits) | Standards |
|-------------------------|-------------------|-----------|
| 3DES Retail MAC | 112 | [R38] |

FCS_COP.1/CA_MAC_SM_AES Cryptographic key generation

FCS_COP.1.1/CA_MAC_SM_AES The TSF shall perform **SM message authentication code** in accordance with a specified cryptographic algorithm [**cryptographic algorithm**] and cryptographic key sizes [**key length**] that meet the following [**standard**]:

| Cryptographic algorithm | Key length (bits) | Standards |
|-------------------------|-------------------|-----------|
| AES CMAC | 128, 192 and 256 | [R38] |

FIA_UAU.1/EAC Timing of authentication

FIA_UAU.1.1/EAC The TSF shall allow:

1. To establish the communication channel
 2. To read the Initialization Data if it is not disabled by TSF according to FMT_MTD.1/INI_DIS
 3. To identify themselves by selection of the authentication key
 4. To carry out the Chip Authentication Protocol
 5. To carry out the Terminal Authentication Protocol
- on behalf of the user to be performed before the user is authenticated.

FIA_UAU.1.2/EAC The TSF shall require each user to be successfully authenticated before allowing any other TSF-mediated actions on behalf of that user.

FIA_UAU.5/CA_3DES Multiple authentication mechanisms

FIA_UAU.5.1/CA_3DES The TSF shall provide

1. Secure Messaging in MAC-ENC mode
2. Symmetric Authentication Mechanism based on 3DES

to support user authentication.

FIA_UAU.5.2/CA_3DES The TSF shall authenticate any user's claimed identity according to the

1. After run of the Chip Authentication Protocol the TOE accepts only received commands with correct message authentication code sent by means of secure messaging with key agreed with the terminal by means of the Chip Authentication Mechanism

FIA_UAU.5/CA_AES Multiple authentication mechanisms

FIA_UAU.5.1/CA_AES The TSF shall provide

1. Secure Messaging in MAC-ENC mode
2. Symmetric Authentication Mechanism based on AES

to support user authentication.

FIA_UAU.5.2/CA_AES The TSF shall authenticate any user's claimed identity according to the

1. After run of the Chip Authentication Protocol the TOE accepts only received commands with correct message authentication code sent by means of secure messaging with key agreed with the terminal by means of the Chip Authentication Mechanism

FIA_UAU.6/CA Re-authenticating

FIA_UAU.6.1/CA The TSF shall re-authenticate the user under the conditions **each command sent to the TOE after successful run of the CA shall be verified as being sent by the inspection system**

FIA_UID.1/EAC Timing of identification

FIA_UID.1.1/EAC The TSF shall allow

- 1. To establish the communication channel**
- 2. To read the Initialization Data if it is not disabled by TSF according to FMT_MTD.1/INI_DIS**
- 3. To carry out the Chip Authentication Protocol**
- 4. To carry out the Terminal Authentication Protocol**

on behalf of the user to be performed before the user is identified.

FIA_UID.1.2/EAC The TSF shall require each user to be successfully identified before allowing any other TSF-mediated actions on behalf of that user.

FPT_EMS.1/CA TOE Emanation

FPT_EMS.1.1/CA The TOE shall not emit **power variations, timing variations during command execution** in excess of **non useful information** enabling access to

- 1. Chip Authentication: Session Keys, Private Key (CAK)**

FPT_EMS.1.2/CA The TSF shall ensure any **unauthorized users** are unable to use the following interface **smart card circuit contacts** to gain access to

- 1. Active Authentication: Session Keys, Private Key (CAK)**

FPT_TST.1/CA TSF testing

FPT_TST.1.1/CA The TSF shall run a suite of self tests to demonstrate the correct operation of **the TSF, at the conditions:**

- **When performing the Chip Authentication**

FPT_TST.1.2/CA The TSF shall provide authorised users with the capability to verify the integrity of **TSF data.**

FPT_TST.1.3/CA The TSF shall provide authorised users with the capability to verify the integrity of stored TSF executable code.

FMT_MTD.1/CA_KEY_WRITE Management of TSF data

FMT_MTD.1.1/CA_KEY_WRITE The TSF shall restrict the ability to **write** the **CAK** to **Personalization Agent**.

FMT_MTD.1/CA_KEY_READ Management of TSF data

FMT_MTD.1.1/CA_KEY_READ The TSF shall restrict the ability to **read** the **CAK** to **none**.

9.1.5 Terminal Authentication SFR

FCS_COP.1/TA_SHA_RSA Cryptographic key generation

FCS_COP.1.1/TA_SHA_RSA The TSF shall perform **hashing** in accordance with a specified cryptographic algorithm [**cryptographic algorithm**] and cryptographic key sizes [**key length**] that meet the following [**standard**]:

| Cryptographic algorithm | Key length (bits) | Standards |
|--------------------------|-------------------|-----------|
| SHA1, SHA256 and SHA 512 | None | [R26] |

FCS_COP.1/TA_SHA_SM_ECC Cryptographic key generation

FCS_COP.1.1/TA_SHA_SM_ECC The TSF shall perform **hashing** in accordance with a specified cryptographic algorithm [**cryptographic algorithm**] and cryptographic key sizes [**key length**] that meet the following [**standard**]:

| Cryptographic algorithm | Key length (bits) | Standards |
|-----------------------------------------|-------------------|-----------|
| SHA1, SHA224, SHA256, SHA384 and SHA512 | None | [R26] |

FCS_COP.1/TA_SIG_VER_RSA Cryptographic key generation

FCS_COP.1.1/TA_SIG_VER_RSA The TSF shall perform **digital signature verification** in accordance with a specified cryptographic algorithm [**cryptographic algorithm**] and cryptographic key sizes [**key length**] that meet the following [**standard**]:

| Cryptographic algorithm | Key length (bits) | Standards |
|-------------------------|---------------------------------------|-----------|
| RSA coupled with SHA | From 1024 to 4096, with a step of 256 | [R38] |

FCS_COP.1/TA_SIG_VER_ECC Cryptographic key generation

FCS_COP.1.1/TA_SIG_VER_ECC The TSF shall perform **digital signature verification** in accordance with a specified cryptographic algorithm [**cryptographic algorithm**] and cryptographic key sizes [**key length**] that meet the following [**standard**]:

| Cryptographic algorithm | Key length (bits) | Standards |
|-------------------------|-------------------|-----------|
| ECC coupled with SHA | From 192 to 521 | [R38] |

FIA_UAU.4/TA Single-use authentication mechanisms

FIA_UAU.4.1/TA The TSF shall prevent reuse of authentication data related to

1. Terminal Authentication Protocol

FMT_MTD.1/TA_CVCA_UPD Management of TSF data

FMT_MTD.1.1/TA_CVCA_UPD The TSF shall **restrict** the ability **to update** the

1. Country Verifying Certification Authority Public Key
 2. Country Verifying Certification Authority Certificate
- to **Country Verifying Certification Authority**.

FMT_MTD.1/TA_DATE Management of TSF data

FMT_MTD.1.1/TA_DATE The TSF shall **restrict** the ability **to modify** the **Current Date** to

1. Country Verifying Certification Authority
2. Document Verifier

3. Domestic Extended Inspection System

FPT_TST.1/TA TSF testing

FPT_TST.1.1/TA The TSF shall run a suite of self tests to demonstrate the correct operation of **the TSF, at the conditions:**

- **When using the CVCA Root key**
- **When verifying a certificate with an extracted public key μ**
- **When performing a Terminal authentication**

FPT_TST.1.2/TA The TSF shall provide authorised users with the capability to verify the integrity of **TSF data.**

FPT_TST.1.3/TA The TSF shall provide authorised users with the capability to verify the integrity of **stored TSF executable code.**

FMT_SMR.1/TA Security roles

FMT_SMR.1.1/TA The TSF shall maintain the roles

- 1. Country Verifying Certification Authority**
- 2. Document Verifier**
- 3. Domestic Extended Inspection System**
- 4. Foreign Extended Inspection System**

FMT_SMR.1.2/TA The TSF shall be able to associate users with roles.

FMT_MTD.1/TA CVCA_INI Management of TSF data

FMT_MTD.1.1/TA CVCA_INI The TSF shall **restrict** the ability **to write** the

- 1. Initial Country Verifying Certification Authority Public Key**
- 2. Initial Country Verifying Certification Authority Certificate**
- 3. Initial Current Date**

to the Personalization Agent

9.1.6 Extended Access Control SFR

FMT_MTD.3/EAC Secure TSF data

FMT_MTD.3.1/EAC [Editorially Refined] The TSF shall ensure that only secure values of **the certificate chain** are accepted for **TSF data of the Terminal Authentication Protocol and the Access Control**.

Refinement:

The Certificate chain is valid if and only if:

- 1- The digital signature of the Inspection System Certificate can be verified as correct with the public key of the Document Verifier Certificate and the expiration date of the Inspection System Certificate is not before the Current Date of the TOE
- 2- The digital signature of the Document Verifier Certificate can be verified as correct with the public key in the Certificate of the Country Verifying Certification Authority and the expiration date of the Document Verifier Certificate is not before the Current Date of the TOE
- 3- The digital signature of the Certificate of the Country Verifying Certification Authority can be verified as correct with the public key of the Country Verifying Certification Authority known to the TOE and the expiration date of the Certificate of the Country Verifying Certification Authority is not before the Current Date of the TOE.

The Inspection System Public Key contained in the Inspection System Certificate in a valid certificate chain is a secure value for the authentication reference data of the Extended Inspection System.

The intersection of the Certificate Holder Authorizations contained in the certificates of a valid certificate chain is a secure value for Terminal Authorization of a successful authenticated Extended Inspection System.

FIA_UAU.5/EAC Multiple authentication mechanisms

FIA_UAU.5.1/EAC The TSF shall provide

1. **Terminal Authentication Protocol**
 2. **Secure messaging in MAC-ENC mode**
- to support user authentication.

FIA_UAU.5.2/EAC The TSF shall authenticate any user's claimed identity according to the

1. **The TOE accepts the authentication attempt by means of the Terminal Authentication Protocol only if the terminal uses the public key presented during the Chip Authentication Protocol and the secure messaging established by the Chip Authentication Mechanism**

FMT_LIM.1/EAC Limited capabilities

FMT_LIM.1.1/EAC The TSF shall be designed in a manner that limits their capabilities so that in conjunction with "Limited availability (FMT_LIM.2)" the following policy is enforced:

Deploying Test Features after TOE Delivery does not allow

- 1. Sensitive User Data (EF.DG3 and EF.DG4) to be disclosed (not available for BAC)

FMT_LIM.2/EAC Limited availability

FMT_LIM.2.1/EAC The TSF shall be designed in a manner that limits their availability so that in conjunction with "Limited capabilities (FMT_LIM.1)" the following policy is enforced:

Deploying Test Features after TOE Delivery does not allow

- 1. User Data to be disclosed

9.1.7 PACE SFR

FCS_CKM.1/ECDH_PACE_3DES Cryptographic key generation

FCS_CKM.1.1/ECDH_PACE_3DES The TSF shall generate cryptographic keys in accordance with a specified cryptographic key generation algorithm [**cryptographic key generation algorithm**] and specified cryptographic key sizes [**key length**] that meet the following [**standard**]:

| Cryptographic key generation algorithm | Key length (bits) | Standards |
|--------------------------------------------------|-------------------|-----------|
| ECDH key derivation protocol compliant to PKCS#3 | 3DES 2 keys | [R2] |

FCS_CKM.1/ECDH_PACE_AES Cryptographic key generation

FCS_CKM.1.1/ECDH_PACE_AES The TSF shall generate cryptographic keys in accordance with a specified cryptographic key generation algorithm [**cryptographic key generation algorithm**] and specified cryptographic key sizes [**key length**] that meet the following [**standard**]:

| Cryptographic key generation algorithm | Key length (bits) | Standards |
|-----------------------------------------------------|-------------------|-----------|
| ECDH key derivation protocol compliant to ISO 15946 | 128, 192 & 256 | [R2] |

FCS_CKM.1/DH_PACE_3DES Cryptographic key generation

FCS_CKM.1.1/DH_PACE_3DES The TSF shall generate cryptographic keys in accordance with a specified cryptographic key generation algorithm [**cryptographic key generation algorithm**] and specified cryptographic key sizes [**key length**] that meet the following [**standard**]:

| Cryptographic key generation algorithm | Key length (bits) | Standards |
|------------------------------------------------|-------------------|-----------|
| DH key derivation protocol compliant to PKCS#3 | 3DES 2 keys | [R2] |

FCS_CKM.1/DH_PACE_AES Cryptographic key generation

FCS_CKM.1.1/DH_PACE_AES The TSF shall generate cryptographic keys in accordance with a specified cryptographic key generation algorithm [**cryptographic key generation algorithm**] and specified cryptographic key sizes [**key length**] that meet the following [**standard**]:

| Cryptographic key generation algorithm | Key length (bits) | Standards |
|---------------------------------------------------|-------------------|-----------|
| DH key derivation protocol compliant to ISO 15946 | 128, 192 & 256 | [R2] |

FCS_COP.1/PACE_ENC_AES Cryptographic key generation

FCS_COP.1.1/PACE_ENC_AES The TSF shall perform **Secure Messaging – encryption and decryption** in accordance with a specified cryptographic algorithm [**cryptographic algorithm**] and cryptographic key sizes [**key length**] that meet the following [**standard**]:

| Cryptographic algorithm | Key length (bits) | Standards |
|-------------------------|-------------------|-----------|
| AES in CBC mode | 128, 192 and 256 | [R34] |

FCS_COP.1/PACE_ENC_3DES Cryptographic key generation

FCS_COP.1.1/PACE_ENC_3DES The TSF shall perform **Secure Messaging – encryption and decryption** in accordance with a specified cryptographic algorithm [**cryptographic algorithm**] and cryptographic key sizes [**key length**] that meet the following [**standard**]:

| Cryptographic algorithm | Key length (bits) | Standards |
|-------------------------|-------------------|-----------|
| 3DES in CBC mode | 112 | [R31] |

FCS_COP.1/PACE_MAC_AES Cryptographic key generation

FCS_COP.1.1/PACE_MAC_AES The TSF shall perform **Secure Messaging – Message Authentication Code** in accordance with a specified cryptographic algorithm [**cryptographic algorithm**] and cryptographic key sizes [**key length**] that meet the following [**standard**]:

| Cryptographic algorithm | Key length (bits) | Standards |
|-------------------------|-------------------|-----------|
| CMAC AES | 128, 192 and 256 | [R34] |

FCS_COP.1/PACE_MAC_3DES Cryptographic key generation

FCS_COP.1.1/PACE_MAC_3DES The TSF shall perform **Secure Messaging – Message Authentication Code** in accordance with a specified cryptographic algorithm [**cryptographic algorithm**] and cryptographic key sizes [**key length**] that meet the following [**standard**]:

| Cryptographic algorithm | Key length (bits) | Standards |
|-------------------------|-------------------|-----------|
| Retail MAC with 3DES | 112 | [R31] |

FDP_ACC.1/TRM Complete access control

FDP_ACC.1.1/TRM The TSF shall enforce the **Access Control SFP** on terminals gaining access to the **User Data** and data stored in **EF.SOD** of the logical travel document

FDP_ACF.1/PACE_EAC Security attribute based access control

FDP_ACF.1.1/PACE The TSF shall enforce the **Access Control SFP** to objects based on the following

1. Subjects:

- a. Terminal
- b. BIS-PACE
- c. Extended Inspection System

2. Objects:

- a. Data in EF.DG1, EF.DG2 and EF.DG5 to EF.DG16, EF.SOD and EF.COM of the logical MRTD
- b. Data in EF.DG3 of the logical MRTD
- c. Data in EF.DG4 of the logical MRTD
- d. All TOE intrinsic secret cryptographic keys stored in the travel document

3. Security attributes:

- a. PACE Authentication
- b. Terminal Authentication
- c. Authorization of the Terminal

FDP_ACF.1.2/PACE The TSF shall enforce the following rules to determine if an operation among controlled subjects and controlled objects is allowed: **A BIS-PACE is allowed to read data objects from FDP.ACF.1.1/PACE according to [4] after a successful PACE authentication a required by FIA_UAU.1/PACE**

FDP_ACF.1.3/PACE The TSF shall explicitly authorise access of subjects to objects based on the following additional rules: **none**.

FDP_ACF.1.4/PACE The TSF shall explicitly deny access of subjects to objects based on the following additional rules:

1. Any terminal being not authenticated as PACE authenticated BIS-PACE is not allowed to read, to write, to modify, to use any User Data stored on the travel document
2. Terminals not using secure messaging are not allowed to read, to write, to modify, to use any data stored on the travel document
3. Any terminal being not successfully authenticated as Extended Inspection System with the Read access to DG.3 (Fingerprint) granted by the relative certificate holder authorization encoding is not allowed to read the data objects 2b) of FDP_ACF.1.1/PACE
4. Any terminal being not successfully authenticated as Extended Inspection System with the Read access to DG.4 (Iris) granted by the relative certificate holder authorization encoding is not allowed to read the data objects 2c) of FDP_ACF.1.1/PACE
5. Nobody is allowed to read the data objects 2d) of FDP_ACF.1.1/PACE
6. Terminals authenticated as CVCA or as DV are not allowed to read data in the EF.DG3 and EF.DG4

FDP_RIP.1 Subset residual information protection

FDP_RIP.1.1 The TSF shall ensure that any previous information content of a resource is made unavailable upon the **allocation of the ressource to and deallocation of the resource from** the following objects:

1. **Session Keys (immediatly after closing related communication session)**
2. **The ephemeral private key ephem-SKPICC- PACE (by having generated a DH shared secret)**

FDP_UCT.1/TRM Basic data exchange confidentiality - MRTD

FDP_UCT.1.1/TRM The TSF shall enforce the **Access Control SFP** to be able to **transmit and receive** user data in a manner protected from unauthorised disclosure.

FDP_UIT.1/TRM Data exchange integrity

FDP_UIT.1.1/TRM The TSF shall enforce the **Access Control SFP** to be able to **transmit and receive** user data in a manner protected from **modification, deletion, insertion and replay** errors

FDP_UIT.1.2/TRM The TSF shall be able to determine on receipt of user data, whether **modification, deletion, insertion and replay** has occurred

FIA_AFL.1/PACE Authentication failure handling

FIA_AFL.1.1/PACE The TSF shall detect when an **administrator configurable positive integer within range of acceptable values 0 to 255 consecutive** unsuccessful authentication attempts occur related to authentication attempts using the **PACE password as shared password**

FIA_AFL.1.2/PACE [Editorially Refined] When the defined number of unsuccessful authentication attempts has been **met**, the TSF shall **wait for an increasing time between receiving of the terminal challenge and sending of the TSF response during the PACE authentication attempts**.

FIA_UAU.1/PACE Timing of authentication

FIA_UAU.1.1/PACE The TSF shall allow

- 1. To establish the communication channel**
- 2. Carrying out the PACE Protocol according to [4]**
- 3. To read the Initialization Data if it is not disabled by TSF according to FMT_MTD.1/INI_DIS**
- 4. To identify themselves by selection of the authentication key**

on behalf of the user to be performed before the user is authenticated.

FIA_UAU.1.2/PACE The TSF shall require each user to be successfully authenticated before allowing any other TSF-mediated actions on behalf of that user.

FIA_UAU.4/PACE Single-use authentication mechanisms

FIA_UAU.4.1/PACE The TSF shall prevent reuse of authentication data related to

1. PACE Protocol according to [4]

FIA_UAU.5/PACE Multiple authentication mechanisms

FIA_UAU.5.1/PACE The TSF shall provide

1. PACE Protocol according to [4]
2. Passive Authentication according to [6]
3. Secure messaging in MAC-ENC mode according to [4]

to support user authentication.

FIA_UAU.5.2/PACE The TSF shall authenticate any user's claimed identity according to the **following rules:**

1. Having successfully run the PACE protocol the TOE accepts only received commands with correct message authentication code sent by means of secure messaging with the key agreed with the terminal by means of the PACE protocol

FIA_UAU.6/EAC Re-authenticating – Re-authenticating of Terminal by the TOE

The TSF shall re-authenticate the user under the conditions **each command sent to the TOE after successful run of the Chip Authentication Protocol Version 1 shall be verified as being sent by the Inspection System.**

Application note 29: The Password Authenticated Connection Establishment and the Chip Authentication Protocol specified in [6] include secure messaging for all commands exchanged after successful authentication of the Inspection System. The TOE checks by secure messaging in MAC_ENC mode each command based on a corresponding MAC algorithm whether it was sent by the successfully authenticated terminal (see FCS_COP.1/CA_MAC for further details). The TOE does not execute any command with incorrect message authentication code. Therefore the TOE re-authenticates the user for each received command and accepts only those commands received from the previously authenticated user.

FIA_UAU.6/PACE Re-authenticating

FIA_UAU.6.1/PACE The TSF shall re-authenticate the user under the conditions **each command sent to the TOE after successful run of the PACE protocol shall be verified as being sent by the PACE terminal**

FIA_UID.1/PACE Timing of identification

FIA_UID.1.1/PACE The TSF shall allow

- 1. To establish the communication channel**
- 2. Carrying out the PACE Protocol according to [4]**
- 3. To read the Initialization Data if it is not disabled by TSF according to FMT_MTD.1/INI_DIS** on behalf of the user to be performed before the user is identified.

FIA_UID.1.2/PACE The TSF shall require each user to be successfully identified before allowing any other TSF-mediated actions on behalf of that user.

FMT_MTD.1/PACE_KEY_READ Management of TSF data

FMT_MTD.1.1/PACE_KEY_READ The TSF shall restrict the ability to **read** the

- 1. PACE passwords**
to **none**.

FMT_SMR.1/PACE Security roles

FMT_SMR.1.1/PACE The TSF shall maintain the roles

- 1. Terminal**
- 2. PACE authenticated BIS-PACE**

FMT_SMR.1.2/PACE The TSF shall be able to associate users with roles.

FPT_EMS.1/PACE TOE Emanation

FPT_EMS.1.1/PACE The TOE shall not emit **power variations, timing variations during command execution** in excess of **non useful information** enabling access to

- 1. PACE: Session Keys (PACE-KMAC, PACE-KENC), Ephemeral Private Key ephem SKPICC-PACE**

FPT_EMS.1.2/PACE The TSF shall ensure **any users** are unable to use the following interface **smart card circuit contacts** to gain access to

1. PACE: Session Keys (PACE-KMAC, PACE-KENC), Ephemeral Private Key ephem SKPICC-PACE

FPT_ITC.1/PACE Inter-TSF trusted channel

FPT_ITC.1.1/PACE The TSF shall provide a communication channel between itself and another trusted IT product that is logically distinct from other communication channels and provides assured identification of its end points and protection of the channel data from modification or disclosure.

FPT_ITC.1.2/PACE The TSF shall permit another trusted IT product to initiate communication via the trusted channel.

FPT_ITC.1.3/PACE The TSF shall **enforce** communication via the trusted channel for **any data exchange between the TOE and the Terminal**

FPT_TST.1/PACE TSF testing

FPT_TST.1.1/PACE The TSF shall run a suite of self tests to demonstrate the correct operation of self tests **at the conditions:**

- **When performing a PACE authentication**
to demonstrate the correct operation of the **TSF**

FPT_TST.1.2/PACE The TSF shall provide authorised users with the capability to verify the integrity of **TSF data**.

FPT_TST.1.3/PACE The TSF shall provide authorised users with the capability to verify the integrity of **stored TSF executable code**.

FMT_MTD.1/PA Management of TSF data

FMT_MTD.1.1/PA The TSF shall restrict the ability to **write** the **Document Security Objects (SOD)** to **Personalization Agent**.

9.1.8 PACE CAM SFR

FIA_UAU.1/PACE_CAM Timing of authentication

FIA_UAU.1.1/PACE_CAM The TSF shall allow

1. Carrying out the PACE Protocol according to [4]

on behalf of the user to be performed before the user is authenticated.

FIA_UAU.1.2/PACE_CAM The TSF shall require each user to be successfully authenticated before allowing any other TSF-mediated actions on behalf of that user.

FIA_UAU.4/PACE_CAM Single-use authentication mechanisms

FIA_UAU.4.1/PACE_CAM The TSF shall prevent reuse of authentication data related to

Additionally to FIA_UAU.4/PACE

1. PACE CAM Protocol according to [4]

FIA_UAU.5/PACE_CAM Multiple authentication mechanisms

FIA_UAU.5.1/PACE_CAM The TSF shall provide

1. PACE CAM Protocol according to [4]

to support user authentication.

FIA_UAU.5.2/PACE_CAM The TSF shall authenticate any user's claimed identity according to the following rules:

The same rules from FIA_UAU.5.2/PACE applies, with the PACE_CAM protocol

FIA_UAU.6/PACE_CAM Re-authenticating

FIA_UAU.6.1/PACE_CAM The TSF shall re-authenticate the user under the conditions **each command sent to the TOE after successful run of the PACE CAM protocol shall be verified as being sent by the PACE terminal**

FIA_UID.1/PACE_CAM Timing of identification

FIA_UID.1.1/PACE_CAM The TSF shall allow **additionally to FIA_UID.1/PACE:**

1. Carrying out the PACE CAM Protocol according to [4]

on behalf of the user to be performed before the user is identified.

FIA_UID.1.2/PACE_CAM The TSF shall require each user to be successfully identified before allowing any other TSF-mediated actions on behalf of that user.

FMT_MTD.1/PACE_CAM_KEY_READ Management of TSF data

FMT_MTD.1.1/PACE_CAM_KEY_READ The TSF shall restrict the ability to **read** the
1. PACE CAM Private Key
to **none**.

FMT_MTD.1/PACE_CAM_KEY_WRITE Management of TSF data

FMT_MTD.1.1/PACE_CAM_KEY_WRITE The TSF shall restrict the ability to **write** the **PACE CAM private key to Personalization Agent**

9.2 Security Assurance Requirements

The security assurance requirement level is EAL5+ augmented with ALC_DVS.2, AVA_VAN.5.

10 TOE SUMMARY SPECIFICATION

10.1 TOE Summary Specification

Access Control in reading

This function controls access to read functions and enforces the security policy for data retrieval. Prior to any data retrieval, it authenticates the actor trying to access the data, and checks the access conditions are fulfilled as well as the life cycle state.

It ensures that at any time, the following keys are never readable:

- PACE keys
- Chip Authentication keys
- PACE CAM keys
- Active Authentication private key
- Personalization Agent keys
- MSK and LSK
- CVCA keys

It controls access to the CPLC data as well:

- It ensures the CPLC data can be read during the personalization phase
- It ensures it can not be readable in free mode at the end of the personalization step

Regarding the file structure:

In the operational use:

- The terminal can read user data (except DG3 & DG4), the Document Security Object, EF.CVA, EF.COM only after PACE authentication and through a valid secure channel
- When the EAC was successfully performed, the terminal can only read the DG3 & DG4 provided the access rights are sufficient through a valid secure channel

In the personalization phase

- The Personalization Agent can read all the data stored in the TOE after it is authenticated by the TOE (using its authentication keys)

It ensures as well that no other part of the memory can be accessed at anytime

Access Control in writing

This function controls access to write functions (in EEPROM) and enforces the security policy for data writing. Prior to any data update, it authenticates the actor, and checks the access conditions are fulfilled as well as the life cycle state.

This security functionality ensures the application locks can only be written once in personalization phase to be set to “1”.

It ensures as well the CPLC data can not be written anymore once the TOE is personalized and that it is not possible to load an additional code.

Regarding the file structure

In the operational use:

It is not possible to create any files (system or data files). Furthermore, it is not possible to update any system files. However

- the application data is still accessed internally by the application for its own needs
- The root CVCA key files and temporary key files are updated internally by the application according to the authentication mechanism described in [R38]

In the personalization phase

- The Personalization Agent can create and write through a valid secure channel all the data files it needs after it is authenticated by the TOE (using its authentication keys).

Active Authentication

This security functionality ensures the Active Authentication is performed as described in [R38]. (if it is activated by the personalizer).

EAC mechanism

This security functionality ensures the EAC is correctly performed. In particular:

- It handles the certificate verification
- The management of access rights to DG3 & DG4
- The management of the current date (update and control towards the expiration date of the incoming certificate)
- The signature verification (in the certificate or in the challenge/response mechanism)

It can only be performed once the TOE is personalized with the chip authentication keys & Root CVCA key(s) the Personalization Agent loaded during the personalization phase. Furthermore, this security functionalities ensures the authentication is performed as described in [R4].

This security functionalities ensures the session keys for secure messaging are destroyed at each successful Chip Authentication step.

The TOE handles an error counter; after several failure in attempting to strongly authenticate the GIS (the error limit is reached). The TOE also implements countermeasures to protect the TOE; it takes more and more time for the TOE to reply to subsequent wrong GIS authentication attempts.

PACE mechanism

This security functionality ensures the PACE is correctly performed. It can only be performed once the TOE is personalized with the PACE password. Furthermore, this security functionalities ensures the correct calculation of the PACE session keys.

PACE_CAM mechanism

This security functionality ensures the PACE_CAM is correctly performed. It can only be performed once the TOE is personalized with :

- the chip authentication mapping (CAM) keys the Personalization Agent loaded during the personalization phase
- the PACE password.

Furthermore, this security functionalities ensures the correct calculation of the PACE_CAM session keys.

Personalization

This security functionality ensures the TOE, when delivered to the Personalization Agent, demands an authentication prior to any data exchange. This authentication is based on a symmetric Authentication mechanism based on a Triple DES or AES algorithm. This TSF can use a Secure Messaging described in the TSF Secure Messaging.

Physical protection

This security functionality protects the TOE against physical attacks.

Prepersonalization

This security functionality ensures the TOE, when delivered to the Prepersonalization Agent, demands an authentication prior to any data exchange. This authentication is based on a symmetric Authentication mechanism based on a Triple DES or AES algorithm. This function is in charge of pre-initializing the product and loading additional code if needed. This TSF is conformant with **[R44]**. This TSF can use a Secure Messaging described in the TSF Secure Messaging.

Safe state management

This security functionalities ensures that the TOE gets back to a secure state when

- an integrity error is detected by F.SELFTESTS
- a tearing occurs (during a copy of data in EEPROM)

This security functionality ensures that such a case occurs, the TOE is either switched in the state "kill card" or becomes mute.

Secure Messaging

This security functionality ensures the confidentiality, authenticity & integrity of the channel the TOE and the IFD are using to communicate.

After a successful PACE authentication and successful Chip Authentication, a secure channel is established based on Triple DES algorithm, and after a successful Chip Authentication , a secure channel is (re)established based on Symetric algorithms (Triple DES, AES128, 192 or 256)

This security functionality ensures:

- No commands were inserted, modified nor deleted within the data flow
- The data exchanged remain confidential

- The issuer of the incoming commands and the destination of the outgoing data is the one that was authenticated (through PACE or EAC)

If an error occurs in the secure messaging layer, the session keys are destroyed.

This Secure Messaging can be combined with the Active Authentication.

This TSF can provide a GP Secure Messaging (SCP02 or SCP03) for the Prepersonalization or Personalization.

Self tests

The TOE performs self tests to verify the integrity on the TSF data:

- Before the TSF data usage
- The additional code integrity is checked at each POWER ON of the card
- The integrity of keys and sensitive data is ensured

11 RATIONALES

| Threats | Security Objectives |
|----------------------------------------------|--------------------------------------------------------------------------------------------------------------------------------------------------------------------------------------------------------------------------------------------------------------------------------------------------------------------------------------------------|
| T.Read Sensitive Data | OT.Sens Data Conf , OE.Authoriz Sens Data , OE.Ext Insp Systems |
| T.Counterfeit | OT.Chip Auth Proof , OE.Auth Key MRTD , OE.Exam MRTD , OT.AA Proof , OT.Data Int AA , OE.Activ Auth Verif |
| T.Skimming | OT.Data Int , OT.Data Auth , OT.Data Conf , OT.MRTD Holder |
| T.Eavesdropping | OT.Data Conf |
| T.Tracing | OT.Data Int , OE.MRTD Holder |
| T.Abuse-Func | OT.Prot Abuse-Func , OE.Personalization |
| T.Information Leakage | OT.Prot Inf Leak |
| T.Phys-Tamper | OT.Prot Phys-Tamper |
| T.Forgery | OT.AC Pers , OE.Personalization , OT.Data Int , OT.Data Auth , OT.Prot Phys-Tamper , OT.Prot Abuse-Func , OE.Terminal , OE.Pass Auth Sign , OE.Exam MRTD , OE.Exam MRTD AA |
| T.Malfunction | OT.Prot Malfunction |
| T.Unauthorized Load | OT.Secure Load ACode |
| T.Bad Activation | OT.Secure AC Activation |
| T.TOE Identification Forgery | OT.TOE Identification |

Table 12- Threats and Security Objectives – coverage

| OSP | Security Objectives |
|-----------------------------------|-------------------------------------------------------------------------------------------------------------------------------------------------|
| P.Sensitive Data | OT.Sens Data Conf , OE.Authoriz Sens Data , OE.Ext Insp Systems |
| P.Personalization | OE.Personalization , OT.AC Pers , OT.Identification |
| P.Pre operational | OT.Identification , OT.AC Pers , OE.Personalization , OE.Legislative Compliance |
| P.Card PKI | OE.Passive Auth Sign |
| P.Trustworthy PKI | OE.Passive Auth Sign |
| P.Manufact | OT.Identification |
| P.Terminal | OE.Exam MRTD , OE.Terminal |
| P.Activ Auth | OT.AA Proof |

Table 13 - OSPs and Security Objectives – Coverage

| Assumptions | OE |
|--------------------------------|-----------------------------------------------------------------------------|
| A.Insp Sys | OE.Exam MRTD , OE.Prot Logical MRTD |
| A.Auth PKI | OE.Authoriz Sens Data , OE.Ext Insp Systems |
| A.Passive Auth | OE.Passive Auth Sign , OE.Exam MRTD |
| A.Insp Sys AA | OE.Exam MRTD AA , OE.Prot Logical MRTD AA |

Table 14 - Assumptions and OE – Coverage

The other rationales are available in the complete ST.

12 REFERENCES

MRTD specifications

- [R1] Machine Readable Travel Documents Technical Report, PKI for Machine Readable Travel Documents Offering ICC Read-Only Access, Version - 1.1, Date - October 01, 2004, published by authority of the secretary general, International Civil Aviation Organization
- [R2] ICAO Doc 9303, Machine Readable Travel Documents, part 1 – Machine Readable Passports, Sixth Edition, 2006, International Civil Aviation Organization
- [R3] ICAO Doc 9303, Machine Readable Travel Documents, part 3 – Machine Readable Official Travel Documents, Specifications for electronically enabled official travel documents with biometric identification capabilities (including supplement), ICAO doc 93003, 2008
- [R4] Development of a logical data structure – LDS for optional capacity expansion technologies Machine Readable Travel Documents Technical Report, Development of a Logical Data Structure – LDS, For Optional Capacity Expansion Technologies, Revision – 1.7, published by authority of the secretary general, International Civil Aviation Organization, LDS 1.7, 2004-05-18
- [R5] Advanced Security Mechanisms for Machine readable travel documents – Extended Access control (EAC) – TR03110 – v1.11
- [R6] Annex to Section III Security Standards for Machine Readable Travel Documents Excerpts from ICAO Doc 9303, Part 1 - Machine Readable Passports, Fifth Edition – 2003

IDL specifications

- [R7] Information Technology - Personal Identification — ISO Compliant Driving Licence — Part 1: Physical characteristics and basic data set, ISO/IEC 18013-1:2005
- [R8] Information Technology - Personal Identification — ISO Compliant Driving Licence — Part 2: Machine-readable technologies, ISO/IEC 18013-2:2008
- [R9] Information Technology - Personal Identification — ISO Compliant Driving Licence — Part 3: Access control, authentication and integrity validation, ISO/IEC 18013-3:2009

Protection Profiles

- [R10] Smartcard IC Platform Protection Profile v 1.0 - BSI-PP-0035 15/06/2007
- [R11] Machine readable travel documents with "ICAO Application", Basic Access control – BSI-PP-0055 v1.10 25th march 2009
- [R12] Machine readable travel documents with "ICAO Application", Extended Access control – BSI-PP-0056 v1.10 25th march 2009
- [R13] Machine readable travel documents with "ICAO Application", Extended Access Control with PACE (EAC PP) – BSI-PP-0056 V2 – 2012
- [R14] MRTD with PACE – PP-0068v2
- [R15] E-passport: adaptation and interpretation of e-passport Protection Profiles, SGDN/DCSSI/SDR, ref. 10.0.1, February 2007
- [R16] Embedded Software for Smart Security Devices, Basic and Extended Configurations, ANSSI-CC-PP-2009/02, 1/12/2009

- [R17] Technical Report, Supplemental Access Control for Machine Readable Travel Documents – version v1.01

Chips References

- [R18] Certification report – BSI-DSZ-CC-0978-2016 – NXP Secure Smart Card Controller P60x144/080yVA/yVA(Y/B/X)/yVE with IC dedicated software

Standards

- [R19] ISO/IEC 7816-4:2013 – Organization, security and commands for interchange
- [R20] Technical Guideline: Elliptic Curve Cryptography according to ISO/IEC 15946.TR-ECC, BSI 2006
- [R21] ISO/IEC 15946-1. Information technology – Security techniques – Cryptographic techniques based on elliptic curves – Part 1: General, 2002
- [R22] ISO/IEC 15946-2. Information technology – Security techniques – Cryptographic techniques based on elliptic curves – Part 2: Digital signatures, 2002
- [R23] ISO/IEC 15946: Information technology – Security techniques – Cryptographic techniques based on elliptic curves – Part 3: Key establishment, 2002
- [R24] ISO/IEC 9796-2:2002 - Information technology - Security techniques - Digital signature schemes giving message recovery - Part 2: Mechanisms using a hash-function
- [R25] PKCS #3: Diffie-Hellman Key-Agreement Standard, An RSA Laboratories Technical Note, Version 1.4 Revised November 1, 1993
- [R26] Federal Information Processing Standards Publication 180-2 Secure Hash Standard (+ Change Notice to include SHA-224), U.S. DEPARTMENT OF COMMERCE/National Institute of Standards and Technology, 2002 August 1
- [R27] AMERICAN NATIONAL STANDARD X9.62-1998: Public Key Cryptography For The Financial Services Industry (rDSA), 9 septembre 1998
- [R28] Jakob Jonsson and Burt Kaliski. Public-key cryptography standards (PKCS) #1: RSA cryptography specifications version 2.1. RFC 3447, 2003
- [R29] RSA Laboratories. PKCS#1 v2.1: RSA cryptography standard. RSA Laboratories Technical Note, 2002
- [R30] ANSI X9.31 - Digital Signatures Using Reversible Public Key Cryptography for the Financial Services Industry (rDSA), 1998.
- [R31] FIPS 46-3 Data Encryption Standard (DES)
- [R32] ISO/IEC 9797-1:1999 "Codes d'authentification de message (MAC) Partie 1: Mécanismes utilisant un cryptogramme bloc"
- [R33] NIST SP 800-90 – Recommendation for Random Number Generation Using Deterministic Random Bit Generators (Revised)
- [R34] FIPS 197 – Advance Encryption Standard (AES)
- [R35] ISO/IEC 11770-2. Information Technology – Security techniques – Key management – part 2: Mechanisms using symmetric techniques, 1996

Misc

- [R36] Anwendungshinweise und Interpretationen zum Schema, AIS31: Funktionalitätsklassen und Evaluationsmethodologie für physikalische Zufallszahlengeneratoren, Version 1, 25.09.2001, Bundesamt für Sicherheit in der Informationstechnik
- [R37] NOTE-10 - Interpretation with e-passport PP_courtesy translation-draft v0.1
- [R38] Advanced Security Mechanisms for Machine Readable Travel Documents part 1 – Technical Guideline TR-03110-1 – version 2.10 March 2012
- [R39] Advanced Security Mechanisms for Machine Readable Travel Documents part 2 – Technical Guideline TR-03110-2 – version 2.10 March 2012
- [R40] Advanced Security Mechanisms for Machine Readable Travel Documents part 3 – Technical Guideline TR-03110-3 – version 2.10 March 2012

CC

- [R41] Common Criteria for Information Technology security Evaluation Part 1: Introduction and general model, CCMB-2012-09-001, version 3.1 Revision 4 Final, September 2012
- [R42] Common Criteria for Information Technology security Evaluation Part 2: Security Functional Components, CCMB-2012-09-002, version 3.1 Revision 4 Final, September 2012
- [R43] Common Criteria for Information Technology security Evaluation Part 3: Security Assurance Components, CCMB-2012-09-003, version 3.1 Revision 4 Final, September 2012
- [R44] ANSSI-CC note 6 – v0.91

13 ACRONYMS

| | |
|------|-------------------------------------------|
| AA | Active Authentication |
| BAC | Basic Access Control |
| CC | Common Criteria Version 3.1 revision 4 |
| CPLC | Card personalization life cycle |
| DF | Dedicated File |
| DFA | Differential Fault Analysis |
| DG | Data Group |
| EAL | Evaluation Assurance Level |
| EF | Elementary File |
| EFID | File Identifier |
| DES | Digital encryption standard |
| DH | Diffie Hellmann |
| I/O | Input/Output |
| IC | Integrated Circuit |
| ICAO | International Civil Aviation organization |
| ICC | Integrated Circuit Card |
| IFD | Interface device |
| LDS | Logical Data structure |
| MF | Master File |
| MRTD | Machine readable Travel Document |
| MRZ | Machine readable Zone |
| MSK | Manufacturer Secret Key |
| OCR | Optical Character Recognition |
| OS | Operating System |
| PKI | Public Key Infrastructure |
| PP | Protection Profile |
| SFI | Short File identifier |
| SHA | Secure hashing Algorithm |
| SOD | Security object Data |
| TOE | Target of Evaluation |
| TSF | TOE Security function |

INDEX

| A | |
|--------------------------------------|--------|
| A.BAC-Keys | 40 |
| A.Insp_Sys..... | 39 |
| A.Insp_Sys_AA..... | 40 |
| A.Insp_Sys_CA..... | 40 |
| A.MRTD_Delivery | 39 |
| A.MRTD_Manufact..... | 39 |
| A.Pers_Agent..... | 39 |
| Access_Control_in_reading..... | 71 |
| Access_Control_in_writing..... | 71 |
| Active_Authentication..... | 71 |
| Attacker | 34 |
| Authenticity_of_the_MRTD's_chip..... | 35 |
| B | |
| BAC_mechanism..... | 71 |
| F | |
| FAU_SAS.1/MP | 59 |
| FAU_STG.2/MP_Add_code | 52 |
| FCS_CKM.1/BAC | 61 |
| FCS_CKM.1/CA_DH_SM_3DES | 66 |
| FCS_CKM.1/CA_DH_SM_AES | 66 |
| FCS_CKM.1/CA_ECDH_SM_3DES..... | 66 |
| FCS_CKM.1/CA_ECDH_SM_AES | 67 |
| FCS_CKM.1/MP | 54 |
| FCS_CKM.1/MP_Add_code | 52 |
| FCS_CKM.4/Global | 50 |
| FCS_COP.1/AA_DSA | 60 |
| FCS_COP.1/AA_ECDSA | 60 |
| FCS_COP.1/BAC_AUTH..... | 62 |
| FCS_COP.1/BAC_ENC | 62 |
| FCS_COP.1/BAC_MAC | 62 |
| FCS_COP.1/BAC_SHA | 62 |
| FCS_COP.1/CA_MAC_SM_3DES..... | 68 |
| FCS_COP.1/CA_MAC_SM_AES | 68 |
| FCS_COP.1/CA_SHA_SM_3DES..... | 67 |
| FCS_COP.1/CA_SHA_SM_AES..... | 67 |
| FCS_COP.1/CA_SYM_SM_3DES..... | 67 |
| FCS_COP.1/CA_SYM_SM_AES | 67 |
| FCS_COP.1/MP_AUTH_3DES..... | 55 |
| FCS_COP.1/MP_AUTH_AES | 55 |
| FCS_COP.1/MP_ENC_3DES..... | 54 |
| FCS_COP.1/MP_Enc_Add_code | 52 |
| FCS_COP.1/MP_ENC_AES..... | 54 |
| FCS_COP.1/MP_MAC_3DES | 55 |
| FCS_COP.1/MP_MAC_Add_code | 52 |
| FCS_COP.1/MP_MAC_AES..... | 55 |
| FCS_COP.1/MP_SHA | 56 |
| FCS_RND.1/Global | 50 |
| FDP_ACC.1/BAC | 64 |
| FDP_ACC.2/MP | 56 |
| FDP_ACF.1/BAC | 64 |
| FDP_ACF.2/MP..... | 56 |
| FDP_DAU.1/AA | 60 |
| FDP_ITC.1/AA..... | 61 |
| FDP_ITC.1/CA..... | 68 |
| FDP_ITC.1/MP | 56 |
| FDP_UCT.1/BAC..... | 62, 70 |
| FDP_UCT.1/MP | 57 |
| FDP_UIT.1/BAC | 63 |
| FDP_UIT.1/CA | 70 |
| FDP_UIT.1/MP | 57 |
| FDP_UIT.1/MP_Add_code..... | 53 |
| FIA_AFL.1/BAC | 65 |
| FIA_AFL.1/MP | 57 |
| FIA_API.1/CA..... | 66 |
| FIA_UAU.1/BAC | 65 |
| FIA_UAU.1/CA..... | 68 |
| FIA_UAU.1/MP..... | 57 |
| FIA_UAU.4/BAC | 65 |
| FIA_UAU.4/MP_3DES | 58 |
| FIA_UAU.4/MP_AES | 58 |
| FIA_UAU.5/BAC | 65 |
| FIA_UAU.5/CA_3DES | 68 |
| FIA_UAU.5/MP_3DES | 58 |
| FIA_UAU.5/MP_AES | 58, 69 |

| | | | |
|--------------------------------------|--------|------------------------------|----------------|
| FIA_UAU.6/BAC..... | 65 | | |
| FIA_UAU.6/CA..... | 69 | | |
| FIA_UID.1/BAC..... | 65 | | |
| FIA_UID.1/CA..... | 69 | | |
| FIA_UID.1/MP..... | 57 | | |
| FMT_LIM.1/BAC..... | 63 | | |
| FMT_LIM.1/Global..... | 50 | | |
| FMT_LIM.2/BAC..... | 63 | | |
| FMT_LIM.2/Global..... | 50 | | |
| FMT_MOF.1/AA..... | 61 | | |
| FMT_MTD.1/AA_KEY_READ..... | 61 | | |
| FMT_MTD.1/AA_KEY_WRITE..... | 61 | | |
| FMT_MTD.1/BAC_KEY_READ..... | 63 | | |
| FMT_MTD.1/BAC_KEY_WRITE..... | 63 | | |
| FMT_MTD.1/CA_KEY_READ..... | 70 | | |
| FMT_MTD.1/CA_KEY_WRITE..... | 70 | | |
| FMT_MTD.1/MP..... | 58 | | |
| FMT_MTD.1/MP_Add_code..... | 53 | | |
| FMT_MTD.1/MP_INI_DIS..... | 59 | | |
| FMT_MTD.1/MP_INI_ENA..... | 59 | | |
| FMT_MTD.1/MP_KEY_READ..... | 59 | | |
| FMT_MTD.1/MP_KEY_READ_Add_code..... | 53 | | |
| FMT_MTD.1/MP_KEY_WRITE..... | 59 | | |
| FMT_MTD.1/MP_KEY_WRITE_Add_code..... | 53 | | |
| FMT_SMF.1/MP..... | 59 | | |
| FMT_SMR.1/BAC..... | 64 | | |
| FMT_SMR.1/MP..... | 59 | | |
| FMT_SMR.1/MP_Add_code..... | 53 | | |
| FPT_EMS.1/AA..... | 61 | | |
| FPT_EMS.1/CA..... | 69 | | |
| FPT_EMS.1/Global..... | 51 | | |
| FPT_EMS.1/MP..... | 60 | | |
| FPT_EMS.1/MP_Add_code..... | 53 | | |
| FPT_FLS.1/Global..... | 51 | | |
| FPT_PHP.3/Global..... | 51 | | |
| FPT_TST.1/BAC..... | 63 | | |
| FPT_TST.1/Global..... | 51, 69 | | |
| FTP_ITC.1/MP..... | 58 | | |
| FTP_ITC.1/MP_Add_code..... | 54 | | |
| FTP_ITC.1/PP..... | 70 | | |
| | | I | |
| | | IC_developer..... | 34 |
| | | Inspection_System..... | 33 |
| | | L | |
| | | Logical_MRTD_data..... | 34 |
| | | M | |
| | | Manufacturer..... | 33 |
| | | MRTD_Holder..... | 34 |
| | | O | |
| | | OE.Auth_Key_MRTD..... | 45 |
| | | OE.BAC-Keys..... | 44 |
| | | OE.Exam_MRTD..... | 31, 44, 45, 46 |
| | | OE.MRTD_Delivery..... | 43 |
| | | OE.MRTD_Manufact..... | 43 |
| | | OE.Pass_Auth_Sign..... | 44 |
| | | OE.Passive_Auth_Verif..... | 44 |
| | | OE.Personalization..... | 44 |
| | | OE.Prot_Logical_MRTD..... | 45 |
| | | OT.AA_Proof..... | 42 |
| | | OT.AC_Pers..... | 41 |
| | | OT.CA_Proof..... | 42 |
| | | OT.Data_Conf..... | 41 |
| | | OT.Data_Int..... | 41 |
| | | OT.Data_Int_AA..... | 42 |
| | | OT.Data_Int_CA..... | 42 |
| | | OT.Identification..... | 41 |
| | | OT.Prot_Abuse-Func..... | 41 |
| | | OT.Prot_Inf_Leak..... | 41 |
| | | OT.Prot_Malfunction..... | 42 |
| | | OT.Prot_Phys-Tamper..... | 42 |
| | | OT.Secure_AC_Activation..... | 43 |
| | | OT.Secure_Load_ACode..... | 43 |
| | | OT.TOE_Identification..... | 43 |
| | | P | |
| | | P.Activ_Auth..... | 39 |
| | | P.Chip_Auth..... | 39 |

| | |
|--------------------------------------------|----|
| P.Manufact | 38 |
| P.Personal_Data | 38 |
| P.Personalization | 38 |
| Personalisation_Agent_Authentication | 72 |
| Personalization_Agent | 33 |
| Physical_protection | 72 |
| Prepersonalizer | 34 |

S

| | |
|-----------------------------|----|
| Safe_state_management | 72 |
| Secure_Messaging | 72 |
| Self_tests | 72 |
| Software_developer | 34 |

T

| | |
|------------------------------------|--------|
| T.Abuse-Func | 36 |
| T.Bad_Activation | 38 |
| T.Chip_ID | 36 |
| T.Counterfeit | 37, 38 |
| T.Eavesdropping | 36 |
| T.Forgery | 36 |
| T.Information_Leakage | 36 |
| T.Malfunction | 37 |
| T.Phys-Tamper | 37 |
| T.Skimming | 36 |
| T.TOE_Identification_Forgery | 38 |
| T.Unauthorized_load | 38 |
| Terminal | 33 |
| Traveler | 34 |